



HAL
open science

Upscaled model for the diffusion/heterogeneous reaction in porous media: Boundary layer problem

Tien Dung Le, Christian Moyne, Mohamed Khaled Bourbatache, Olivier
Millet

► To cite this version:

Tien Dung Le, Christian Moyne, Mohamed Khaled Bourbatache, Olivier Millet. Upscaled model for the diffusion/heterogeneous reaction in porous media: Boundary layer problem. *Advances in Water Resources*, 2023, 179, pp.104500. 10.1016/j.advwatres.2023.104500 . hal-04244298

HAL Id: hal-04244298

<https://univ-rennes.hal.science/hal-04244298>

Submitted on 30 Nov 2023

HAL is a multi-disciplinary open access archive for the deposit and dissemination of scientific research documents, whether they are published or not. The documents may come from teaching and research institutions in France or abroad, or from public or private research centers.

L'archive ouverte pluridisciplinaire **HAL**, est destinée au dépôt et à la diffusion de documents scientifiques de niveau recherche, publiés ou non, émanant des établissements d'enseignement et de recherche français ou étrangers, des laboratoires publics ou privés.



Distributed under a Creative Commons Attribution - NonCommercial 4.0 International License

Upscaled model for the diffusion/heterogeneous reaction in porous media: boundary layer problem

Tien Dung Le^{a,*}, Christian Moyne^a, Mohamed Khaled Bourbatache^b, Olivier Millet^c

^a *University of Lorraine, CNRS, LEMTA, F-54000 Nancy, France*

^b *Institut National des Sciences Appliquées, Laboratoire de Génie Civil et de Génie Mécanique, F-35000 Rennes, France*

^c *Université de La Rochelle, CNRS, Laboratoire des Sciences de l'Ingénieur pour l'Environnement, F-17000 La Rochelle, France*

Abstract

Multi-species diffusion/heterogeneous reaction coupled problem in porous media involving a boundary layer problem is studied. The spectral approach developed in our previous work allows to derive a macroscopic model in the high Damköhler number regime combining homogenization technique and spectral approach. Such a homogenized model cannot describe the perturbation at the external boundary where the chemical equilibrium is not necessarily satisfied. We construct herein a modified model involving additional variables, which are rapidly-decaying functions, to capture the complex physics in the boundary layer. Numerical simulations underline the accuracy of the proposed correction in both steady and transient states.

Keywords: Homogenization, Diffusion/reaction problem, Spectral approach, Boundary layer problem

1. Introduction

Reactive transport of multi-species in porous media, which is of major interest for many applications in numerous areas such as electrochemical systems, agronomy, geology, etc., has received considerable attention from the modeling point of view. Macroscopic models involving effective coefficients can be rigorously derived from upscaling approaches [1, 2, 3, 4, 5, 6, 7, 8, 9]. A challenging case refers to the predominant reaction situation when the medium exhibits a complex behavior

*Corresponding author

Email addresses: tien-dung.le@univ-lorraine.fr (Tien Dung Le), christian.moyne@univ-lorraine.fr (Christian Moyne), mohamed-khaled.bourbatache@insa-rennes.fr (Mohamed Khaled Bourbatache), olivier.millet@univ-lr.fr (Olivier Millet)

7 and the effective coefficients in the macroscopic equations depend on reaction rates [1, 3, 10]. More
8 sophisticated models are required to accurately describe the non-equilibrium state at very short
9 times that are of the order of the characteristic reaction time [11, 12]. In spite of the difficulty,
10 macroscopic models were derived by using the periodic homogenization technique and a spectral
11 approach in our previous work [13, 14, 15]. However, the homogenization procedure imposes a
12 spatial periodicity condition at the boundary of the unit cell. In this framework, the physics inside
13 the porous domain can be accurately captured by the macroscopic models while at the outer surface
14 of the domain, periodicity conditions cannot be respected. This leads to a boundary layer problem
15 depending on the boundary condition type.

16 The boundary layer problems have been widely studied for elastic periodic composites [16, 17],
17 for elastic beams [18], for elastic shells [19] or in a more general way in [20, 21]. Matine et al.
18 [22, 23] proposed to extend this approach for thermal problem in periodic structures, to take into
19 account the edge effects. However, to the best of our knowledge there is practically no work in the
20 literature addressing the boundary layer problem for the coupling of predominating reaction and
21 diffusion of multi-species in porous media.

22 In a sequence of papers, the coupling of diffusion/reaction of two species with different molecular
23 diffusion coefficients has been studied combining periodic homogenization technique with a spectral
24 approach [13, 14, 15, 24]. Concentrations of the initial pore-scale problem are expanded into a series
25 development related to a spectral problem defined in a unit cell, yielding a new local problem to
26 be homogenized. This approach is able to capture the complex coupling at short times when the
27 chemical equilibrium is not reached. However, such a macroscopic model cannot provide information
28 about the boundary layer that develops in the vicinity of the outer boundary due to the boundary
29 conditions. In this work, corrections are added to the macroscopic model to take into account
30 the boundary conditions at the outer boundary of the domain. In steady state, terms of the first
31 order need to be corrected by introducing new variables whereas in transient regime, corrections
32 at lower order are added to capture the perturbation in the boundary layer at short times. Such a
33 modification implies new closure variables that must be solved over several unit cells from the edge
34 of the domain. For larger distances, these decreasing functions vanish.

35 The paper is organized as follows. In Section 2, the main result of the upscaling procedure based
36 on the spectral approach and homogenization technique for high Damköhler number is recalled.
37 Section 3 is devoted to the development of the modified model in order to address the boundary layer

38 problem in both steady and transient regimes. Numerical simulations are performed in Section 4 to
 39 validate the proposed model and to underline the importance of the correction terms. Conclusions
 40 are drawn in Section 5.

41 2. Macroscopic model for high Damköhler number: a recall

42 In this section, the main steps and results of the homogenization procedure to derive the macro-
 43 scopic equations for the diffusion-reaction problem, developed in a previous work [14] are recalled.
 44 To simplify the notation, the superscript * indicating dimensional quantities in the preceding refer-
 45 ence is omitted.

46 A porous medium occupying a macroscopic domain Ω with a characteristic length L , is composed
 47 of an immobile fluid phase Ω_f and of a rigid solid phase Ω_s with a solid-fluid interface Γ_{fs} . The
 48 medium is constituted of the repetition of a periodic elementary cell $Y = Y_f \cup Y_s$ of characteristic
 49 length l , composed of the fluid phase Y_f and the solid phase Y_s together with the solid-fluid interface
 50 ∂Y_{fs} . The boundary $\partial Y = \partial Y_{fs} \cup \partial Y_e$ is constituted of the fluid-solid interface ∂Y_{fs} assumed to be
 51 impervious and of the external interface $\partial Y_e = \partial Y_{se} \cup \partial Y_{fe}$ separating two juxtaposed elementary
 52 cells. The macroscopic and microscopic spatial coordinates are $\mathbf{x} = (x_1, x_2, x_3)$ and $\mathbf{y} = (y_1, y_2, y_3)$
 53 respectively. The scale separation ($l \ll L$) allows the introduction of the small parameter $\varepsilon = l/L$.

54 Let c_1 and c_2 be the concentrations of species A and B respectively. The transport is ruled by a
 55 Fickian process. On the fluid-solid interface Γ_{fs} , linear chemical reactions exchange species A and
 56 B . The microscopic diffusion/reaction equations at the pore-scale are written as

$$\left\{ \begin{array}{ll} \frac{\partial c_1}{\partial t} - \nabla \cdot (\mathcal{D}_1 \nabla c_1) = 0 & \text{in } \Omega_f \\ \frac{\partial c_2}{\partial t} - \nabla \cdot (\mathcal{D}_2 \nabla c_2) = 0 & \text{in } \Omega_f \\ -\mathcal{D}_1 \nabla c_1 \cdot \mathbf{n}_{fs} = k_1 c_1 - k_2 c_2 & \text{at } \Gamma_{fs} \\ -\mathcal{D}_2 \nabla c_2 \cdot \mathbf{n}_{fs} = k_2 c_2 - k_1 c_1 & \text{at } \Gamma_{fs} \end{array} \right. \quad (1)$$

57 where \mathcal{D}_1 and \mathcal{D}_2 denote the diffusion coefficients of A and B respectively, k_1 and k_2 the reaction
 58 rates. These coefficients have constant values during the process. \mathbf{n}_{fs} is the normal unit vector at
 59 the solid/fluid interface pointing out of the fluid phase. The microscopic problem is completed by
 60 the initial conditions for given values of $c_1(t = 0)$ and $c_2(t = 0)$ and the boundary conditions at
 61 the outer edges of the domain. In this work, we only consider the Dirichlet conditions in which the
 62 concentrations are given at the edges.

63 The initial model is transformed into a new problem associated with the following periodic
64 spectral problem defined on the periodic unit cell Y

$$\begin{cases} -\nabla \cdot (\mathcal{D}_1 \nabla \psi_{1,n}) = \lambda_n \psi_{1,n} & \text{in } Y_f \\ -\nabla \cdot (\mathcal{D}_2 \nabla \psi_{2,n}) = \lambda_n \psi_{2,n} & \text{in } Y_f \\ -\mathcal{D}_1 \nabla \psi_{1,n} \cdot \mathbf{n}_{fs} = k_1 \psi_{1,n} - k_2 \psi_{2,n} & \text{at } \partial Y_{fs} \\ -\mathcal{D}_2 \nabla \psi_{2,n} \cdot \mathbf{n}_{fs} = k_2 \psi_{2,n} - k_1 \psi_{1,n} & \text{at } \partial Y_{fs} \end{cases} \quad (2)$$

65 where $\psi_{1,n}(\mathbf{y})$ and $\psi_{2,n}(\mathbf{y})$ represent the successive eigenfunctions sharing the same positive eigen-
66 value λ_n ordered in ascending order with $n \in \mathbb{N}$. The eigenfunctions $\psi_{1,n}(\mathbf{y})$ and $\psi_{2,n}(\mathbf{y})$ are defined
67 within a same multiplicative constant, which can be determined according to

$$k_1 \langle \psi_{1,n}^2 \rangle^f + k_2 \langle \psi_{2,n}^2 \rangle^f = k_1 + k_2 \quad (3)$$

68 where $\langle \cdot \rangle^f$ denotes the volume average over the fluid phase.

69 For $n = 0$, $\lambda_0 = 0$ and the two eigenfunctions are constant satisfying the condition $k_1 \psi_{1,0} -$
70 $k_2 \psi_{2,0} = 0$. They are given by

$$\psi_{1,0} = \sqrt{\frac{k_2}{k_1}}, \quad \psi_{2,0} = \sqrt{\frac{k_1}{k_2}} \quad (4)$$

71 Finally note that for $n \geq 1$

$$\langle \psi_{1,n} \rangle^f + \langle \psi_{2,n} \rangle^f = 0 \quad (5)$$

72 resulting from the compatibility condition of Eqs. (2).

73 c_i ($i \in \{1, 2\}$) are then sought in an expansion related to the spectral problem (2) as follows

$$c_i(t, \mathbf{x}, \mathbf{y}) = \sum_{n=0}^{\infty} \psi_{i,n}(\mathbf{y}) \exp(-\lambda_n t) v_{i,n}(t, \mathbf{x}, \mathbf{y}) \quad (6)$$

74 with new variables $v_{i,n}$ depending on time and position.

75 Let define the macroscopic Damköhler number Da_L as the ratio of the macroscopic diffusion
76 time to the reaction one

$$\text{Da}_L = \frac{k_r L}{\mathcal{D}_r} \quad (7)$$

77 where k_r and \mathcal{D}_r denote reference reaction rate and diffusion coefficient. In [14], the Damköhler
78 number appears naturally through the dimensional analysis which has been skipped in this summary

79 of the results. The reference time is chosen as the macroscopic diffusion time $t_r = L^2/\mathcal{D}_r$. The
 80 reader can refer to [14] for more details on the procedure.

81 It has been shown in [14] that for small Damköhler number of order $\mathcal{O}(\varepsilon)$, a classical homog-
 82 enization procedure can correctly predict the macroscopic laws. However, for higher Damköhler
 83 number of order $\mathcal{O}(\varepsilon^0)$ or $\mathcal{O}(\varepsilon^{-1})$, special development is needed to precisely predict the behavior
 84 of diffusion/reaction mechanism for short time [14]. It should be noted that a slight difference
 85 between the two cases $\mathcal{O}(\varepsilon^0)$ and $\mathcal{O}(\varepsilon^{-1})$ comes from the closure problem in solid/fluid interface
 86 condition. In this work, we deal with the most interesting case of high Damköhler number with
 87 $\text{Da}_L = \mathcal{O}(\varepsilon^{-1})$. By inserting (6) in the initial problem (1) and making use of the definition (7),
 88 performing a dimensional analysis, the ε -microscopic model for $v_{i,n}$ in dimensional space reads as

$$\left\{ \begin{array}{l} \psi_{1,n}^2 \frac{\partial v_{1,n}^{(\varepsilon)}}{\partial t} = \nabla \cdot (\tilde{\mathcal{D}}_{1,n} \nabla v_{1,n}^{(\varepsilon)}) \quad \text{in } Y_f \\ \psi_{2,n}^2 \frac{\partial v_{2,n}^{(\varepsilon)}}{\partial t} = \nabla \cdot (\tilde{\mathcal{D}}_{2,n} \nabla v_{2,n}^{(\varepsilon)}) \\ -\tilde{\mathcal{D}}_{1,n} \nabla v_{1,n}^{(\varepsilon)} \cdot \mathbf{n}_{fs} = \varepsilon^{-1} k_2 \psi_{1,n} \psi_{2,n} (v_{1,n}^{(\varepsilon)} - v_{2,n}^{(\varepsilon)}) \quad \text{at } \partial Y_{fs} \\ -\tilde{\mathcal{D}}_{2,n} \nabla v_{2,n}^{(\varepsilon)} \cdot \mathbf{n}_{fs} = \varepsilon^{-1} k_1 \psi_{1,n} \psi_{2,n} (v_{2,n}^{(\varepsilon)} - v_{1,n}^{(\varepsilon)}) \end{array} \right. \quad (8)$$

89 with $\tilde{\mathcal{D}}_{1,n} = \mathcal{D}_1 \psi_{1,n}^2$ and $\tilde{\mathcal{D}}_{2,n} = \mathcal{D}_2 \psi_{2,n}^2$. By collecting the terms in the different powers of ε , one
 90 leads to the following results.

91 • **Slow variables:** At the leading order, the solution of v is $v_{1,n}^{(0)}(t, \mathbf{x}, \mathbf{y}) = v_{2,n}^{(0)}(t, \mathbf{x}, \mathbf{y}) =$
 92 $v_n^{(0)}(t, \mathbf{x})$.

93 • **Fluctuation:** the solution for $v_{1,n}^{(1)}$ and $v_{2,n}^{(1)}$ are sought in the following form, to within one
 94 additive constant $\hat{v}_n^{(1)}$ depending on t and \mathbf{x} ¹

$$\begin{aligned} v_{1,n}^{(1)} &= \chi_{1,n}(\mathbf{y}) \cdot \nabla_x v_n^{(0)}(t, \mathbf{x}) + \hat{v}_n^{(1)}(t, \mathbf{x}) \\ v_{2,n}^{(1)} &= \chi_{2,n}(\mathbf{y}) \cdot \nabla_x v_n^{(0)}(t, \mathbf{x}) + \hat{v}_n^{(1)}(t, \mathbf{x}) \end{aligned} \quad (9)$$

¹This necessary condition comes from the right hand side of the associated boundary conditions in Eqs. (8)

95 where the vectors $\chi_{1,n}$ and $\chi_{2,n}$ satisfy the closure problem²

$$\left\{ \begin{array}{l} 0 = \nabla_y \cdot [\tilde{\mathcal{D}}_{1,n} (\mathbf{I} + \nabla_y \chi_{1,n})] \quad \text{in } Y_f \\ 0 = \nabla_y \cdot [\tilde{\mathcal{D}}_{2,n} (\mathbf{I} + \nabla_y \chi_{2,n})] \\ -\tilde{\mathcal{D}}_{1,n} \mathbf{n}_{fs} \cdot (\mathbf{I} + \nabla_y \chi_{1,n}) = k_2 \psi_{1,n} \psi_{2,n} (\chi_{1,n} - \chi_{2,n}) \quad \text{at } \partial Y_{fs} \\ -\tilde{\mathcal{D}}_{2,n} \mathbf{n}_{fs} \cdot (\mathbf{I} + \nabla_y \chi_{2,n}) = k_1 \psi_{1,n} \psi_{2,n} (\chi_{2,n} - \chi_{1,n}) \end{array} \right. \quad (10)$$

96

97 The particular case $n = 0$ corresponds to the eigenvalue $\lambda_0 = 0$ and to the eigenfunctions (4).

98 In this case $\chi_{1,0} \equiv \chi_{2,0} \equiv \chi$ and the local problem (10) reduces to the standard closure problem

$$\left\{ \begin{array}{l} \nabla_{yy}^2 \chi = 0 \quad \text{in } Y_f \\ (\mathbf{I} + \nabla_y \chi) \cdot \mathbf{n}_{fs} = 0 \quad \text{at } \partial Y_{fs} \end{array} \right. \quad (11)$$

99 This leads to

$$v_{1,0}^{(1)} = v_{2,0}^{(1)} = v_0^{(1)} = \chi(\mathbf{y}) \cdot \nabla_x v_0^{(0)}(t, \mathbf{x}) + \hat{v}_0^{(1)}(t, \mathbf{x}) \quad (12)$$

100 • **Macroscopic equation:** the macroscopic problem for $v_n^{(0)}$ is derived as

$$\frac{\partial v_n^{(0)}}{\partial t} = \nabla_x \cdot (\mathbf{D}_{v,n} \cdot \nabla_x v_n^{(0)}) \quad (13)$$

101 where the effective diffusion tensor $\mathbf{D}_{v,n}$ is defined by

$$\mathbf{D}_{v,n} = \frac{k_1}{k_1 + k_2} \langle \tilde{\mathcal{D}}_{1,n} (\mathbf{I} + (\nabla_y \chi_{1,n})^\top) \rangle^f + \frac{k_2}{k_1 + k_2} \langle \tilde{\mathcal{D}}_{2,n} (\mathbf{I} + (\nabla_y \chi_{2,n})^\top) \rangle^f \quad (14)$$

102 For $n = 0$, the effective tensor is given by

$$\mathbf{D}_{v,0} = \frac{k_1 \mathcal{D}_2 + k_2 \mathcal{D}_1}{k_1 + k_2} \langle \mathbf{I} + (\nabla_y \chi)^\top \rangle^f \quad (15)$$

103 • **Macroscopic equations for the concentrations:** As discussed in [14], only the two first
104 eigenvalues $\lambda_0 = 0$ and λ_1 with their corresponding eigenfunctions are considered. In the asymptotic

²Here, rather than using the tensorial definition in [14] in which a transpose operator is needed, the index notation for the gradient of a vector defined in [25] is adopted.

105 development (6), the higher order terms can be ignored due to the exponential decay in time. The
 106 averaged concentrations at the leading order are given by

$$\begin{aligned} \langle c_1^{(0)} \rangle^f &= \psi_{1,0} v_0^{(0)} + \langle \psi_{1,1} \rangle^f \exp(-\lambda_1 t) v_1^{(0)} \\ \langle c_2^{(0)} \rangle^f &= \psi_{2,0} v_0^{(0)} + \langle \psi_{2,1} \rangle^f \exp(-\lambda_1 t) v_1^{(0)} \end{aligned} \quad (16)$$

107 Omitting for the sake of simplicity the subscript (0) related to the scale order, using (13) for $n = 0$
 108 and $n = 1$, and considering the time derivative of (16) and the compatibility condition (5) for $n = 1$
 109 result in the following mass conservation equations at the leading order³:

$$\left\{ \begin{array}{l} \frac{\partial \langle c_1 \rangle^f}{\partial t} - \nabla_x \cdot \left(\frac{k_1 \mathbf{D}_{v,1} + k_2 \mathbf{D}_{v,0}}{k_1 + k_2} \cdot \nabla_x \langle c_1 \rangle^f \right) \\ - \nabla_x \cdot \left(\frac{k_2 (\mathbf{D}_{v,0} - \mathbf{D}_{v,1})}{k_1 + k_2} \cdot \nabla_x \langle c_2 \rangle^f \right) + \lambda_1 \frac{k_1 \langle c_1 \rangle^f - k_2 \langle c_2 \rangle^f}{k_1 + k_2} = 0 \\ \frac{\partial \langle c_2 \rangle^f}{\partial t} - \nabla_x \cdot \left(\frac{k_1 (\mathbf{D}_{v,0} - \mathbf{D}_{v,1})}{k_1 + k_2} \cdot \nabla_x \langle c_1 \rangle^f \right) \\ - \nabla_x \cdot \left(\frac{k_2 \mathbf{D}_{v,1} + k_1 \mathbf{D}_{v,0}}{k_1 + k_2} \cdot \nabla_x \langle c_2 \rangle^f \right) - \lambda_1 \frac{k_1 \langle c_1 \rangle^f - k_2 \langle c_2 \rangle^f}{k_1 + k_2} = 0 \end{array} \right. \quad (17)$$

110 Given the effective coefficient tensors $\mathbf{D}_{v,0}$ and $\mathbf{D}_{v,1}$, and the initial and boundary conditions, the
 111 coupled diffusion-reaction Eqs. (17) can be solved to compute the concentration profiles.

112 3. Boundary layer problem

113 The macroscopic model based on the homogenization technique relies on the periodic condition
 114 hypothesis. As a consequence, it cannot capture the boundary layer problem developed in the
 115 vicinity of the edge of the domain when an outer boundary condition of Dirichlet type is imposed.
 116 In this section, corrections are made to precisely take into account this boundary layer in the
 117 upscaled problem.

118 Let consider a parallelepiped rectangular porous medium with macro and microscopic coordi-
 119 nates $\{x_1, x_2, x_3\}$ and $\{y_1, y_2, y_3\}$ respectively⁴. At the inlet boundary $x_1 = 0$ (and $y_1 = 0$),

³Eqs. (17) are dimensional equations corresponding to Eqs. (49) of [14], where the stars have been omitted.

⁴It should be noted that the semi-infinite domain $x_1 \in [0, \infty]$, $x_2, x_3 \in [-\infty, \infty]$ can be reduced to a parallelepiped when the periodic conditions in x_2 and x_3 directions are applied and a finite region in the vicinity of the boundary is considered for the boundary layer problem

120 Dirichlet conditions for the concentrations, $c_1 = c_{1D}$ and $c_2 = c_{2D}$ are imposed. The most inter-
 121 esting case is when $k_1 c_{1D} \neq k_2 c_{2D}$ corresponding to a non-equilibrium situation. This leads to
 122 a thin boundary layer for the concentration profiles in the vicinity of the interface $x_1 = 0$. Our
 123 main objective is to incorporate this layer in the upscaled model. To accomplish this task, we first
 124 consider the development (6) with the two first orders in ε and the two first eigenvalues together
 125 with the corresponding eigenfunctions:

$$\begin{aligned} c_1 &= \sqrt{\frac{k_2}{k_1}} (v_0^{(0)} + v_0^{(1)}) + \psi_{1,1}(\mathbf{y}) \exp(-\lambda_1 t) (v_1^{(0)} + v_{1,1}^{(1)}) \\ c_2 &= \sqrt{\frac{k_1}{k_2}} (v_0^{(0)} + v_0^{(1)}) + \psi_{2,1}(\mathbf{y}) \exp(-\lambda_1 t) (v_1^{(0)} + v_{2,1}^{(1)}) \end{aligned} \quad (18)$$

126 It should be noted that the formal parameter ε can be omitted for the calculation of the concentra-
 127 tions. This is a quasi-exact solution in the domain, except for the boundary layer in the vicinity of
 128 the interface where boundary conditions should be imposed for the variable $v_0^{(0)}$ in order to solve
 129 the problem (13). Two distinct problems related to the permanent and transient regimes need to
 130 be considered.

131 3.1. Steady state

132 In the steady state when $t \rightarrow \infty$, only the first order variable $v_0^{(0)}$ and second order variable
 133 $v_0^{(1)}$, both related to the zero eigenvalue, play a role in the boundary layer. To take into account
 134 the boundary layer, the expansion of the concentrations needs to be improved in the sense of
 135 [20]. Considering Dirichlet conditions, since two boundary values c_{1D} and c_{2D} are given for the
 136 concentrations and only one variable $v_0^{(0)}$ is involved at the interface, it is necessary to introduce
 137 new boundary variables $u_{1BL}^{(0)}(\mathbf{x}, \mathbf{y})$ and $u_{2BL}^{(0)}(\mathbf{x}, \mathbf{y})$ at order $\mathcal{O}(\varepsilon^0)$ and $v_{0,BL}^{(1)}$ at order $\mathcal{O}(\varepsilon^1)$ as

$$\begin{aligned} c_1 &= \sqrt{\frac{k_2}{k_1}} (v_0^{(0)} + v_0^{(1)} + v_{0,BL}^{(1)}) + u_{1BL}^{(0)} \\ c_2 &= \sqrt{\frac{k_1}{k_2}} (v_0^{(0)} + v_0^{(1)} + v_{0,BL}^{(1)}) + u_{2BL}^{(0)} \end{aligned} \quad (19)$$

138 It should be underlined that the boundary layer problem needs to be solved in a reduced fluid
 139 domain Y_f^\dagger (with a corresponding solid/fluid interface ∂Y_{fs}^\dagger) composed of the infinite repetition of
 140 the unit cell Y in the direction Oy_1 perpendicular to the edge.

141 3.1.1. Order $\mathcal{O}(\varepsilon^0)$

142 Inserting (19) in the initial problem (1) in steady state, the problem for $u_{1BL}^{(0)}$ and $u_{2BL}^{(0)}$ in the
 143 boundary layer at order $\mathcal{O}(\varepsilon^{-2})$ in volume and $\mathcal{O}(\varepsilon^{-1})$ at the interface reads as

$$\left\{ \begin{array}{l} 0 = \nabla_y \cdot (\mathcal{D}_1 \nabla_y u_{1BL}^{(0)}) \quad \text{in } Y_f^\dagger \\ 0 = \nabla_y \cdot (\mathcal{D}_2 \nabla_y u_{2BL}^{(0)}) \\ -\mathcal{D}_1 \nabla_y u_{1BL}^{(0)} \cdot \mathbf{n}_{fs} = k_1 u_{1BL}^{(0)} - k_2 u_{2BL}^{(0)} \quad \text{on } \partial Y_{fs}^\dagger \\ -\mathcal{D}_2 \nabla_y u_{2BL}^{(0)} \cdot \mathbf{n}_{fs} = k_2 u_{2BL}^{(0)} - k_1 u_{1BL}^{(0)} \end{array} \right. \quad (20)$$

144 $u_{1BL}^{(0)}$ and $u_{2BL}^{(0)}$ are periodic in y_2 and y_3 and satisfy the following boundary conditions

$$\begin{array}{l} y_1 = 0 \quad c_{1D} = \sqrt{\frac{k_2}{k_1}} v_{0D}^{(0)} + u_{1BL}^{(0)}(y_1 = 0) \\ \quad \quad \quad c_{2D} = \sqrt{\frac{k_1}{k_2}} v_{0D}^{(0)} + u_{2BL}^{(0)}(y_1 = 0) \\ y_1 \rightarrow \infty \quad u_{1BL}^{(0)}(y_1) \rightarrow 0 \\ \quad \quad \quad u_{2BL}^{(0)}(y_1) \rightarrow 0 \end{array} \quad (21)$$

145 where $v_{0D}^{(0)}$ is the unknown Dirichlet condition value of $v_0^{(0)}$ at $y_1 = 0$. The problem (20) can be
 146 transformed by introducing the auxiliary variables

$$\begin{array}{l} s_{BL}^{(0)} = \mathcal{D}_1 u_{1BL}^{(0)} + \mathcal{D}_2 u_{2BL}^{(0)} \\ d_{BL}^{(0)} = k_1 u_{1BL}^{(0)} - k_2 u_{2BL}^{(0)} \end{array} \quad (22)$$

147 Inserting the above definitions in (20), the problems for $s_{BL}^{(0)}$ and $d_{BL}^{(0)}$ are separate and given by

$$\left\{ \begin{array}{l} 0 = \Delta_{yy} s_{BL}^{(0)} \quad \text{in } Y_f^\dagger \\ 0 = \Delta_{yy} d_{BL}^{(0)} \\ -\nabla_y s_{BL}^{(0)} \cdot \mathbf{n}_{fs} = 0 \quad \text{on } \partial Y_{fs}^\dagger \\ -\nabla_y d_{BL}^{(0)} \cdot \mathbf{n}_{fs} = \left(\frac{k_1}{\mathcal{D}_1} + \frac{k_2}{\mathcal{D}_2} \right) d_{BL}^{(0)} \end{array} \right. \quad (23)$$

148 $s_{BL}^{(0)}$ and $d_{BL}^{(0)}$ are also periodic in y_2 and y_3 . In addition, by using the definitions (22) of $s_{BL}^{(0)}$ and
 149 $d_{BL}^{(0)}$ in (21), one obtains the following boundary conditions

$$\begin{array}{l} y_1 = 0 \quad s_{BL}^{(0)} = \mathcal{D}_1 c_{1D} + \mathcal{D}_2 c_{2D} - \frac{k_1 \mathcal{D}_2 + k_2 \mathcal{D}_1}{\sqrt{k_1 k_2}} v_{0D}^{(0)} \\ \quad \quad \quad d_{BL}^{(0)} = d_D = k_1 c_{1D} - k_2 c_{2D} \\ y_1 \rightarrow \infty \quad s_{BL}^{(0)}(y_1) \rightarrow 0 \\ \quad \quad \quad d_{BL}^{(0)}(y_1) \rightarrow 0 \end{array} \quad (24)$$

150 In steady state, the solution of the problem (23) for $s_{BL}^{(0)}$ is a constant equal to 0 due to the boundary
 151 condition (24) at $y_1 \rightarrow \infty$. From (24), the Dirichlet condition for $v_0^{(0)}$ at $y_1 = 0$ reads as

$$v_{0D}^{(0)} = \sqrt{k_1 k_2} \frac{\mathcal{D}_1 c_{1D} + \mathcal{D}_2 c_{2D}}{k_1 \mathcal{D}_2 + k_2 \mathcal{D}_1} \quad (25)$$

152 so that at the leading order, the boundary values of the concentrations imposed at $x_1 = 0$ to
 153 calculate the solution of the inner problem (17) are given by

$$\begin{cases} c_{1D}^{(0)} = \sqrt{\frac{k_2}{k_1}} v_{0D}^{(0)} = k_2 \frac{\mathcal{D}_1 c_{1D} + \mathcal{D}_2 c_{2D}}{k_1 \mathcal{D}_2 + k_2 \mathcal{D}_1} \\ c_{2D}^{(0)} = \sqrt{\frac{k_1}{k_2}} v_{0D}^{(0)} = k_1 \frac{\mathcal{D}_1 c_{1D} + \mathcal{D}_2 c_{2D}}{k_1 \mathcal{D}_2 + k_2 \mathcal{D}_1} \end{cases} \quad (26)$$

154 Inserting (25) into (21) gives the boundary values for $u_{1BL}^{(0)}$ and $u_{2BL}^{(0)}$

$$\begin{cases} u_{1BL}^{(0)}(y_1 = 0) = \mathcal{D}_2 \frac{k_1 c_{1D} - k_2 c_{2D}}{k_1 \mathcal{D}_2 + k_2 \mathcal{D}_1} \\ u_{2BL}^{(0)}(y_1 = 0) = \mathcal{D}_1 \frac{k_2 c_{2D} - k_1 c_{1D}}{k_1 \mathcal{D}_2 + k_2 \mathcal{D}_1} \end{cases} \quad (27)$$

155 It should be noted that the problem for $d_{BL}^{(0)}$ in (23) and (24) is an exponential decay problem-type
 156 involving a thin boundary layer affected by this correction.

157 To summarize, in steady state, at the order $\mathcal{O}(\varepsilon^0)$, to capture the boundary layer problem when
 158 the Dirichlet conditions for the concentrations do not verify the equilibrium condition, the problems
 159 for $v_0^{(0)}$ (Eq. (13) for $n = 0$) and for $u_{1BL}^{(0)}$ and $u_{2BL}^{(0)}$ (Eq. (20)) must be solved with the boundary
 160 values for $v_0^{(0)}$, $u_{1BL}^{(0)}$ and $u_{2BL}^{(0)}$ given by (25) and (27) respectively. The concentrations c_1 and c_2
 161 must be adjusted by a thin boundary layer involving $u_{1BL}^{(0)}$ and $u_{2BL}^{(0)}$.

162 3.1.2. Order $\mathcal{O}(\varepsilon^1)$

163 This correction comes from the fact that in the concentrations given by (18), the term $v_0^{(1)}$ is not
 164 uniform in space at the boundary $y_1 = 0$. Similarly to the expression (12) for $v_0^{(1)}$, the boundary
 165 correction $v_{0,BL}^{(1)}$ is sought in the form

$$v_{0,BL}^{(1)} = \boldsymbol{\omega} \cdot \nabla_x v_0^{(0)} \quad (28)$$

166 The vector $\boldsymbol{\omega}$ periodic in y_2 and y_3 must satisfy the closure

$$\begin{cases} \nabla_{yy}^2 \boldsymbol{\omega} = 0 & \text{in } Y_f^\dagger \\ -\nabla_y \boldsymbol{\omega} \cdot \mathbf{n} = 0 & \text{on } \partial Y_{fs}^\dagger \end{cases} \quad (29)$$

167 At the boundary $y_1 = 0$ in order to satisfy the boundary condition $v_0^{(1)} + v_{0,BL}^{(1)} = 0$, we impose

$$\boldsymbol{\omega} + \boldsymbol{\chi} = 0 \quad (30)$$

168 where $\boldsymbol{\chi}$ is the solution of the closure problem (11). In the direction y_1 of unit vector \mathbf{e}_1 , for
169 $y_1 \rightarrow \infty$, a homogeneous Neuman condition is imposed

$$\nabla_y \boldsymbol{\omega} \cdot \mathbf{e}_1 = 0 \quad (31)$$

170 The vector $\boldsymbol{\omega}$ will reach a constant value at large value of y_1 resulting from the averaging of the
171 $\boldsymbol{\omega} = -\boldsymbol{\chi}$ values at the interface $y_1 = 0$. As this constant value must be 0, the indetermination of
172 the $\boldsymbol{\chi}$ problem (11) is exploited subtracting this value from $\boldsymbol{\omega}$ ⁵.

173 In the particular case of a symmetrical unit cell, in the frame of the symmetry axes centered on
174 the cell, imposing a null volume average ensures the unicity of $\boldsymbol{\chi}$ where the components χ_i are odd
175 relative to y_i (and even relative to the other coordinates $y_{j \neq i}$). Therefore, if the external surface
176 of the medium coincides with the surface of the unit cell Y of normal \mathbf{e}_1 , χ_1 is null due to the
177 combination of oddness and periodicity. Consequently, $\omega_1 = 0$ on the surface $y_1 = 0$ of Y^\dagger . Hence
178 ω_1 is identically null in Y_f^\dagger . In conclusion, if the gradient $\nabla_x v_0^{(0)}$ is parallel to \mathbf{e}_1 , the correction
179 $v_{0,BL}^{(1)}$ is null over Y_f^\dagger .

180 3.2. Transient state

181 In the transient regime, the terms at order $\mathcal{O}(\varepsilon)$ in (18) must be corrected to better describe the
182 complex unsteady non-equilibrium effect in the boundary layer. It is important to note that due
183 to the large Damköhler number, the physical coupling is affected by the boundary condition only
184 for short times. Beyond this time, the steady state is established. The $\mathcal{O}(\varepsilon^0)$ -corrective terms for
185 the two concentrations $u_{1,BL}^{(0)}$ and $u_{2,BL}^{(0)}$ are now transient. We also introduce the $\mathcal{O}(\varepsilon)$ -corrective
186 terms $v_{1,1BL}^{(1)}$ and $v_{2,1BL}^{(1)}$ into the expression of the concentrations (18) as

$$\begin{aligned} c_1 &= \sqrt{\frac{k_2}{k_1}} \left(v_0^{(0)} + v_0^{(1)} + v_{0,BL}^{(1)} \right) + u_{1,BL}^{(0)} + \psi_{1,1}(\mathbf{y}) \exp(-\lambda_1 t) \left(v_1^{(0)} + v_{1,1}^{(1)} + v_{1,1BL}^{(1)} \right) \\ c_2 &= \sqrt{\frac{k_1}{k_2}} \left(v_0^{(0)} + v_0^{(1)} + v_{0,BL}^{(1)} \right) + u_{2,BL}^{(0)} + \psi_{2,1}(\mathbf{y}) \exp(-\lambda_1 t) \left(v_1^{(0)} + v_{2,1}^{(1)} + v_{2,1BL}^{(1)} \right) \end{aligned} \quad (32)$$

⁵We recall that the boundary conditions are imposed for c_1 and c_2 at the main order, that implies according to (19) that $v_0^{(1)} + v_{0,BL}^{(1)} = 0$ at order $\mathcal{O}(\varepsilon)$.

187 3.2.1. Order $\mathcal{O}(\varepsilon^0)$

188 Let define the characteristic short time τ related to the macroscopic time t by $\tau = \varepsilon^{-2}t$. The
 189 transient problem for $u_{1BL}^{(0)}$ and $u_{2BL}^{(0)}$ depending on \mathbf{y} then reads as

$$\left\{ \begin{array}{l} \frac{\partial u_{1BL}^{(0)}}{\partial \tau} = \nabla_{\mathbf{y}} \cdot (\mathcal{D}_1 \nabla_{\mathbf{y}} u_{1BL}^{(0)}) \quad \text{in } Y_f^\dagger \\ \frac{\partial u_{2BL}^{(0)}}{\partial \tau} = \nabla_{\mathbf{y}} \cdot (\mathcal{D}_2 \nabla_{\mathbf{y}} u_{2BL}^{(0)}) \\ -\mathcal{D}_1 \nabla_{\mathbf{y}} u_{1BL}^{(0)} \cdot \mathbf{n}_{fs} = k_1 u_{1BL}^{(0)} - k_2 u_{2BL}^{(0)} \quad \text{on } \partial Y_{fs}^\dagger \\ -\mathcal{D}_2 \nabla_{\mathbf{y}} u_{2BL}^{(0)} \cdot \mathbf{n}_{fs} = k_2 u_{2BL}^{(0)} - k_1 u_{1BL}^{(0)} \end{array} \right. \quad (33)$$

190 where $u_{1BL}^{(0)}$ and $u_{2BL}^{(0)}$ are periodic in y_2 and y_3 and satisfy the boundary conditions

$$\begin{aligned} y_1 = 0 \quad c_{1D} &= \sqrt{\frac{k_2}{k_1}} v_{0D}^{(0)} + u_{1BL}^{(0)}(y_1=0) + \psi_{1,1}(y_1=0) \exp(-\lambda_1 t) v_1^{(0)}(t, \mathbf{x})_{(y_1=0)} \\ c_{2D} &= \sqrt{\frac{k_1}{k_2}} v_{0D}^{(0)} + u_{2BL}^{(0)}(y_1=0) + \psi_{2,1}(y_1=0) \exp(-\lambda_1 t) v_1^{(0)}(t, \mathbf{x})_{(y_1=0)} \\ y_1 \rightarrow \infty \quad u_{1BL}^{(0)}(y_1) &\rightarrow 0 \\ &u_{2BL}^{(0)}(y_1) \rightarrow 0 \\ t = 0 \quad u_{1BL}^{(0)} = u_{2BL}^{(0)} &= 0 \end{aligned} \quad (34)$$

191 To solve the boundary problem and the upscaled model, the initial and boundary conditions
 192 for $v_0^{(0)}$, $v_1^{(0)}$, $u_{1BL}^{(0)}$ and $u_{2BL}^{(0)}$ must be specified. The boundary values of $v_0^{(0)}$, $u_{1BL}^{(0)}$ and $u_{2BL}^{(0)}$
 193 should verify the steady state being given by (25) and (27). The boundary condition for $v_1^{(0)}$ can
 194 be legitimately adopted as $v_1^{(0)}(y_1 = 0) = 0$.

195 For the initial condition, owing to the compatibility condition (5) for $n = 1$, from (16) we obtain

$$\begin{aligned} v_0^{(0)}(t = 0, \mathbf{x}) &= \frac{\sqrt{k_1 k_2}}{k_1 + k_2} \left(\langle c_1^{(0)} \rangle^f(t = 0, \mathbf{x}) + \langle c_2^{(0)} \rangle^f(t = 0, \mathbf{x}) \right) \\ v_1^{(0)}(t = 0, \mathbf{x}) &= \frac{k_1 \langle c_1^{(0)} \rangle^f(t = 0, \mathbf{x}) - k_2 \langle c_2^{(0)} \rangle^f(t = 0, \mathbf{x})}{\langle \psi_{1,1} \rangle^f (k_1 + k_2)} \end{aligned} \quad (35)$$

196 It is legitimate to adopt that for $\tau = 0$, no correction is needed leading to $u_{1BL}^{(0)}(\tau = 0, \mathbf{y}) =$
 197 $u_{2BL}^{(0)}(\tau = 0, \mathbf{y}) = 0$.

198 3.2.2. Order $\mathcal{O}(\varepsilon^1)$

199 We now construct the closure problem for the $\mathcal{O}(\varepsilon^1)$ -corrective terms. First note that the steady
 200 state problem for $v_{0,BL}^{(1)}$ remains unchanged. The problem for $v_{1,1BL}^{(1)}$ and $v_{2,1BL}^{(1)}$ to correct the terms
 201 $v_{1,1}^{(1)}$ and $v_{2,1}^{(1)}$ corresponding to the first non zero eigenvalue must be a transient problem. At short

202 times, inserting (32) in the initial problem (1) for c_1 and c_2 , the transient problem of $v_{1,1BL}^{(1)}$ and
 203 $v_{2,1BL}^{(1)}$ has the same form as the problem of $v_{1,1}^{(1)}$ and $v_{2,1}^{(1)}$ given by Eq. (8) written in \mathbf{y} coordinates
 204 as⁶

$$\left\{ \begin{array}{l} \psi_{1,1}^2 \frac{\partial v_{1,1BL}^{(1)}}{\partial \tau} = \nabla_{\mathbf{y}} \cdot \left(\tilde{\mathcal{D}}_{1,1} \nabla_{\mathbf{y}} v_{1,1BL}^{(1)} \right) \quad \text{in } Y_f^\dagger \\ \psi_{2,1}^2 \frac{\partial v_{2,1BL}^{(1)}}{\partial \tau} = \nabla_{\mathbf{y}} \cdot \left(\tilde{\mathcal{D}}_{2,1} \nabla_{\mathbf{y}} v_{2,1BL}^{(1)} \right) \\ -\tilde{\mathcal{D}}_{1,1} \nabla_{\mathbf{y}} v_{1,1BL}^{(1)} \cdot \mathbf{n}_{fs} = k_2 \psi_{1,1} \psi_{2,1} (v_{1,1BL}^{(1)} - v_{2,1BL}^{(1)}) \quad \text{on } \partial Y_{fs}^\dagger \\ -\tilde{\mathcal{D}}_{2,1} \nabla_{\mathbf{y}} v_{2,1BL}^{(1)} \cdot \mathbf{n}_{fs} = k_1 \psi_{1,1} \psi_{2,1} (v_{2,1BL}^{(1)} - v_{1,1BL}^{(1)}) \end{array} \right. \quad (36)$$

205 Similar to the solution (9) for $v_{1,1}^{(1)}$ and $v_{2,1}^{(1)}$, the solution of $v_{1,1BL}^{(1)}$ and $v_{2,1BL}^{(1)}$ is sought in the
 206 form

$$\begin{aligned} v_{1,1BL}^{(1)} &= \zeta_1(\mathbf{y}, \tau) \cdot \nabla_{\mathbf{x}} v_1^{(0)}(\mathbf{x}, t) \\ v_{2,1BL}^{(1)} &= \zeta_2(\mathbf{y}, \tau) \cdot \nabla_{\mathbf{x}} v_1^{(0)}(\mathbf{x}, t) \end{aligned} \quad (37)$$

207 Inserting (37) into (36), noting that the slow variable $v_1^{(0)}(\mathbf{x}, t)$ is independent on the short
 208 characteristic time τ , gives rise to the local unsteady problem of the vectors ζ_1 and ζ_2

$$\left\{ \begin{array}{l} \psi_{1,1}^2 \frac{\partial \zeta_1}{\partial \tau} = \nabla_{\mathbf{y}} \cdot \left(\tilde{\mathcal{D}}_{1,1} \nabla_{\mathbf{y}} \zeta_1 \right) \quad \text{in } Y_f^\dagger \\ \psi_{2,1}^2 \frac{\partial \zeta_2}{\partial \tau} = \nabla_{\mathbf{y}} \cdot \left(\tilde{\mathcal{D}}_{2,1} \nabla_{\mathbf{y}} \zeta_2 \right) \\ -\tilde{\mathcal{D}}_{1,1} \mathbf{n}_{fs} \cdot \nabla_{\mathbf{y}} \zeta_1 = k_2 \psi_{1,1} \psi_{2,1} (\zeta_1 - \zeta_2) \quad \text{on } \partial Y_{fs}^\dagger \\ -\tilde{\mathcal{D}}_{2,1} \mathbf{n}_{fs} \cdot \nabla_{\mathbf{y}} \zeta_2 = k_1 \psi_{1,1} \psi_{2,1} (\zeta_2 - \zeta_1) \end{array} \right. \quad (38)$$

209 complemented by the boundary condition at $y_1 = 0$

$$\begin{aligned} \chi_{1,1} + \zeta_1 &= 0 \\ \chi_{2,1} + \zeta_2 &= 0 \end{aligned} \quad (39)$$

210 where $\chi_{1,1}$ and $\chi_{2,1}$ are solution of (10) for $n = 1$. This condition ensures that at the boundary,
 211 the terms at order $\mathcal{O}(\varepsilon)$ vanish so that only the terms at $\mathcal{O}(\varepsilon^0)$ are considered for the boundary
 212 values.

213 Given the solutions of the first order variables $v_0^{(0)}$ and $v_1^{(0)}$ and by solving the closure problems
 214 (29) and (38), the $\mathcal{O}(\varepsilon^1)$ -correction terms $v_{0,BL}^{(1)}$, $v_{1,1BL}^{(1)}$ and $v_{2,1BL}^{(1)}$ can be computed.

⁶Starting again from Eq. (8) with the scaling $\tau = \varepsilon^{-2}t$ on time, we would obtain (36) at order $\mathcal{O}(\varepsilon)$.

215 **4. Numerical simulations**

216 This section is devoted to the numerical validation of the proposed corrections to the upscaled
 217 model by considering the boundary layer either in steady state or in transient regime. For this
 218 purpose, a comparison between the numerical simulation of the corrected upscaled model and a
 219 direct numerical simulation of the Pore Scale Model (PSM) will be performed.

220 A porous medium of size $L \times l$ is constituted of N elementary cells of size l , composed of a
 221 solid circular inclusion of radius R located at the center of each unit cell. The radius is constrained
 222 by the porosity φ . The corresponding effective medium for the simulations of the macroscopic
 equations is of the same size (see Fig. 1). At the inlet $x_1 = 0$, Dirichlet conditions are applied

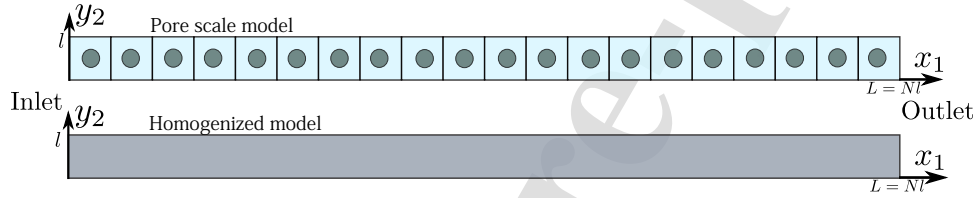


Figure 1: Porous medium and homogenized medium used in the numerical simulation.

223
 224 for the concentrations $c_1 = c_{1D}$ and $c_2 = c_{2D}$. A non-equilibrium condition at the boundary
 225 $d_D = k_1 c_{1D} - k_2 c_{2D} \neq 0$ is studied. At the outlet $x_1 = L$, a zero value is imposed for the
 226 concentrations. In addition, a periodicity condition is considered for the top and bottom boundaries.
 227 The values of the physical parameters used are shown in Table 1. Note that the microscopic
 228 Damköhler numbers that constrain the values of the reaction rates k_1 and k_2 are now defined as

$$\text{Da}_1 = \frac{k_1 l}{\mathcal{D}_1} \quad \text{and} \quad \text{Da}_2 = \frac{k_2 l}{\mathcal{D}_2} = \frac{\text{Da}_1 \alpha}{\beta} \quad (40)$$

229 with the ratios $\alpha = k_2/k_1$ and $\beta = \mathcal{D}_2/\mathcal{D}_1$.

230 The numerical study is carried out using COMSOL Multiphysics software based on the finite
 231 element method.

232 *4.1. Numerical results in steady state*

233 In steady state as $t \rightarrow \infty$, the corrections for the concentrations c_1 and c_2 are given by (19)
 234 with additional variables $u_{1BL}^{(0)}$ and $u_{2BL}^{(0)}$ (recall that as mentioned in §3.1.2 for the symmetric cell
 235 considered here the corrective term $v_{0,BL}^{(1)}$ is identically zero). First, the macroscopic variable $v_0^{(0)}$,

l	N	φ	\mathcal{D}_1	\mathcal{D}_2	β	Da_1	k_1	α	k_2	Da_2	c_{1D}	c_{2D}
0.01	20	0.8	1	$\beta\mathcal{D}_1$	2	100	$\text{Da}_1\mathcal{D}_1/l$	2	αk_1	$\text{Da}_1\alpha/\beta$	1	c_{1D}

Table 1: Parameters used in simulations.

236 solution of the homogenized diffusion problem (13) in steady state for $n = 0$ with the homogenized
 237 diffusion tensor given by (15), is computed in the effective medium. A Dirichlet boundary condition
 238 (25) is applied at the inlet whereas $v_0^{(0)} = 0$ is imposed at the outlet. If the concentrations values
 239 imposed at the interface are $c_{1D} = c_{2D} = 1$, the imposed value for $v_0^{(0)}$ corresponds to $c_1^{(0)}(x_1 =$
 240 $0) = 1.5$ and $c_2^{(0)}(x_1 = 0) = 0.75$. Secondly, given the field of $v_0^{(0)}$, the variable $v_0^{(1)}$ is determined
 241 from the solution (9) for $n = 0$

$$v_0^{(1)} = \chi \cdot \nabla_x v_0^{(0)} \quad (41)$$

242 where χ is solution of the closure problem (11) solved numerically on the unit cell.

243 Finally, the correction variables $u_{1BL}^{(0)}$ and $u_{2BL}^{(0)}$, which are solutions of the local problem (20)
 244 with the boundary conditions at the inlet given by (27) and a zero-value condition far from the
 245 inlet, are solved in the microscopic pore-geometry for at least several unit cells from the inlet due
 246 to the exponential-decay behavior of these functions. This point will be proved in the numerical
 247 results in the sequel.

248 Let define the y_2 -average operator of a function f as

$$\langle f \rangle_{y_2} = \frac{1}{l} \int_0^l f dy_2 \quad (42)$$

249 Figure 2(a) displays the variation of the y_2 -averaged variables $\langle u_{1BL}^0 \rangle_{y_2}$ and $\langle u_{2BL}^0 \rangle_{y_2}$ with respect
 250 to the position x_1/L . We can observe that the correction u_{1BL}^0 (respectively u_{2BL}^0) decreases
 251 (respectively increases) rapidly and decays towards zero after several unit cells in the vicinity of the
 252 inlet. Thus, this correction only affects a thin layer (boundary layer) from the edge whose thickness
 253 depends on the Damköhler numbers. The variation of the difference $\langle d_{BL}^0 \rangle_{y_2}$ with respect to x_1/L
 254 is plotted in Figure 2(b). It is clearly observed that a non-equilibrium state where $\langle d_{BL}^0 \rangle_{y_2} \neq 0$ is
 255 established in a thin boundary layer.

256 Given the solutions for $v_0^{(0)}$, $v_0^{(1)}$, $u_{1BL}^{(0)}$ and $u_{2BL}^{(0)}$, knowing that $v_{0,BL}^{(1)} \equiv 0$, the y_2 -averaged
 257 concentrations $\langle c_i \rangle_{y_2}$ of the corrected model can be computed from (19). In order to compare
 258 these results with the solution of the original model, the non-corrected homogenized model (HM)

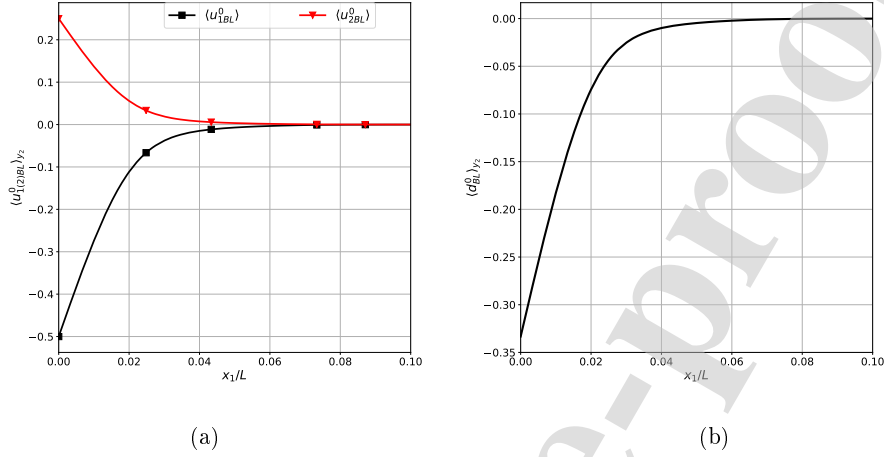


Figure 2: Variation of (a): $\langle u_{1BL}^0 \rangle_{y_2}$ and $\langle u_{2BL}^0 \rangle_{y_2}$ and (b): $\langle d_{BL}^0 \rangle_{y_2}$ versus x_1/L for $Da_1 = 100$.

259 given by the system (17) is solved in the effective porous media. To do that, we first compute the
 260 eigenvalue λ_1 and the eigenfunctions $\psi_{1,1}$ and $\psi_{2,1}$ from the spectral problem (2) for $n = 1$. Given
 261 the eigenfunctions, the closure problem (10) for $\chi_{1,1}$ and $\chi_{2,1}$ is solved in the unit cell to compute
 262 the effective coefficient $\mathbf{D}_{v,1}$ from (14) for $n = 1$. Moreover, the closure problem for χ in (11) is
 263 purely geometric and is solved in the unit cell to give the effective tensor $\mathbf{D}_{v,0}$ from (15).

264 To validate the proposed corrections in steady state, a direct numerical simulation of the pore-
 265 scale model (PSM) given in Eq. (1) is performed with the pore-scale geometry of Figure 1 to obtain
 266 the concentration fields which are averaged over the y_2 direction. Figure 3 displays the y_2 -averaged
 267 concentration profiles of $\langle c_1 \rangle_{y_2}$ and $\langle c_2 \rangle_{y_2}$ obtained from the corrected model (continuous line), the
 268 original HM without correction (dotted line) and the PSM (line-marker). An excellent agreement
 269 between the corrected model and the PSM is observed, which satisfactorily validates the proposed
 270 model. The original HM solution fails to capture the complex physics in the boundary layer and
 271 leads to an inaccurate prediction of the concentration fields in the entire domain. We can also
 272 observe that $\langle c_1 \rangle_{y_2}$ (respectively $\langle c_2 \rangle_{y_2}$) increases (respectively decreases) quickly in the boundary
 273 layer to attain a transition point delimiting the boundary zone.

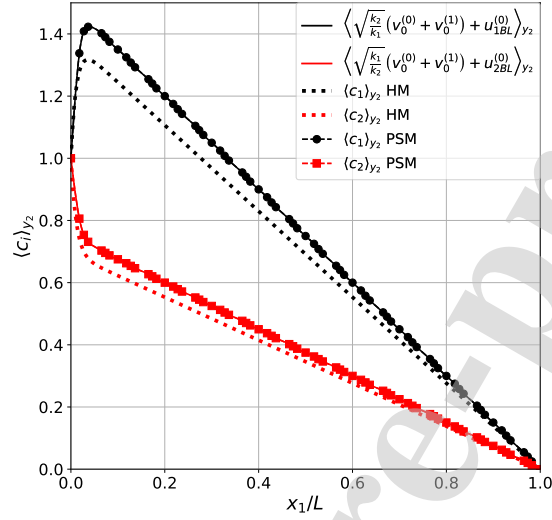


Figure 3: y_2 -averaged concentrations versus x_1/L for $Da_1 = 100$ obtained by the corrected model (line), the original HM (dotted line) and the PSM (line-marker).

274 4.2. Numerical results in transient regime

275 The corrected solution for the concentrations involving additional variables at order $\mathcal{O}(\varepsilon^1)$ in
 276 transient regime is given by Eq. (32). To compute the concentrations, first we solve the transient
 277 problems for the first-order variables $v_0^{(0)}$ and $v_1^{(0)}$ given by (13) with the initial conditions (35). In
 278 addition, the Dirichlet boundary condition for $v_0^{(0)}$ (25) is imposed at the inlet and $v_0^{(0)} = 0$ at the
 279 outlet whereas for $v_1^{(0)}$, the zero value is imposed on both boundaries. Given the fields of $v_0^{(0)}$ and
 280 $v_1^{(0)}$, the $\mathcal{O}(\varepsilon^1)$ -variables $v_0^{(1)}$, $v_{1,1}^{(1)}$ and $v_{2,1}^{(1)}$ can be computed from the solution (9).

281 The first-order corrections $u_{1,BL}^{(0)}$ and $u_{2,BL}^{(0)}$ for the unsteady state in (33) can be solved on
 282 several unit cells adjacent to the boundary with a boundary condition similar to that given in the
 283 steady state and with a zero initial value. To compute the $\mathcal{O}(\varepsilon^1)$ -correction variables, as $v_{0,BL}^{(1)} \equiv 0$
 284 accounting for the symmetry of the elementary cell considered (see section 3.1.2), for determining
 285 $v_{1,1BL}^{(1)}$ and $v_{2,1BL}^{(1)}$ given by (37), one has to solve the unsteady closure problem (38) for ζ_1 and ζ_2
 286 with the corresponding boundary condition (39).

287 In order to validate the proposed corrected model, a direct numerical simulation of the PSM
288 (Eq. 1) is numerically solved in the pore-scale geometry in transient regime. Initial values of the
289 concentrations are imposed as $c_1(t=0) = c_2(t=0) = 0.1$, which corresponds to a non-equilibrium
290 initial state. Parameters used in the simulation are given in Table 1. Moreover, macroscopic
291 equations without correction (17) are also numerically solved in the same geometry.

292 Figure 4 shows the variation of the y_2 -averaged concentrations $\langle c_1 \rangle_{y_2}$ and $\langle c_2 \rangle_{y_2}$ with time at
293 different positions $x_1 = [l/4, 2l, 3l]$, obtained from the corrected model, the original homogenized
294 model (HM) and the direct numerical simulation of the pore-scale model (PSM). Excellent agree-
295 ment is obtained between the PSM and the corrected model for the three observation points located
296 at different x_1 positions, which satisfactorily validates the proposed transient model. At very short
297 times when the local chemical reaction dominates the transport mechanism and the boundary layer
298 is located very close to the surface, all three models predict the same results at the observation
299 points. However, for longer times, when the boundary layer propagates through the domain, a
300 difference between the original HM and the PSM appears and this is all the earlier as the position
301 of the point is close to the surface at the left boundary.

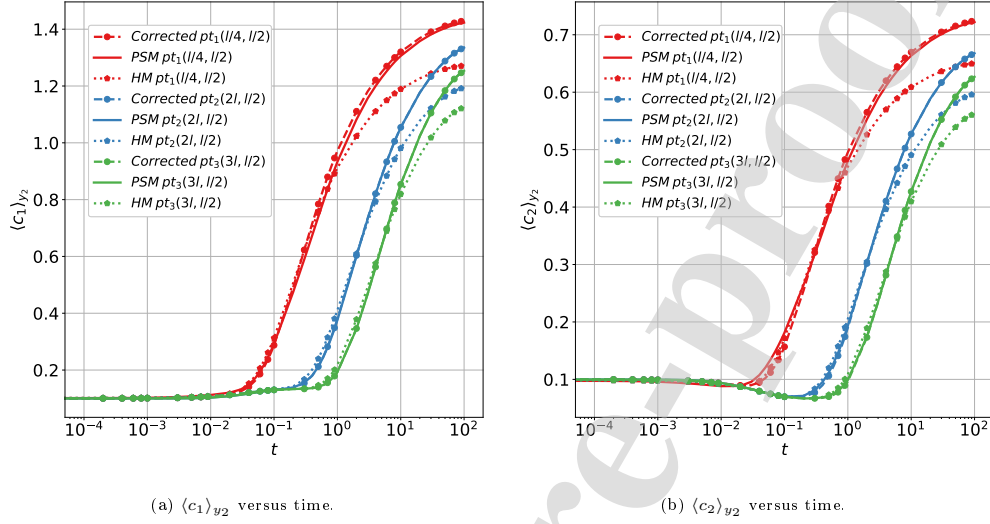


Figure 4: Concentration variation of (a) $\langle c_1 \rangle_{y_2}$ and (b) $\langle c_2 \rangle_{y_2}$ with time for different positions $x_1 = [l/4, 2l, 3l]$, obtained from the corrected model (dashed line-marker), PSM (line) and the original HM (dotted line-marker).

302 Figures 5 and 6 display the y_2 -averaged concentration profiles of $\langle c_1 \rangle_{y_2}$ and $\langle c_2 \rangle_{y_2}$ with respect to
 303 x_1/L obtained from the three models at different times t . Small fluctuations in the concentrations
 304 obtained by the corrected model are observed at the beginning of the process due to the periodic
 305 variation of the eigenfunctions, which vanish with time. Again, the corrected model is in very good
 306 agreement with the PSM while the original HM fails to reproduce the boundary layer behavior
 307 correctly. As a result, this error propagates with time away from the boundary, leading to inaccurate
 308 prediction of concentration profiles.

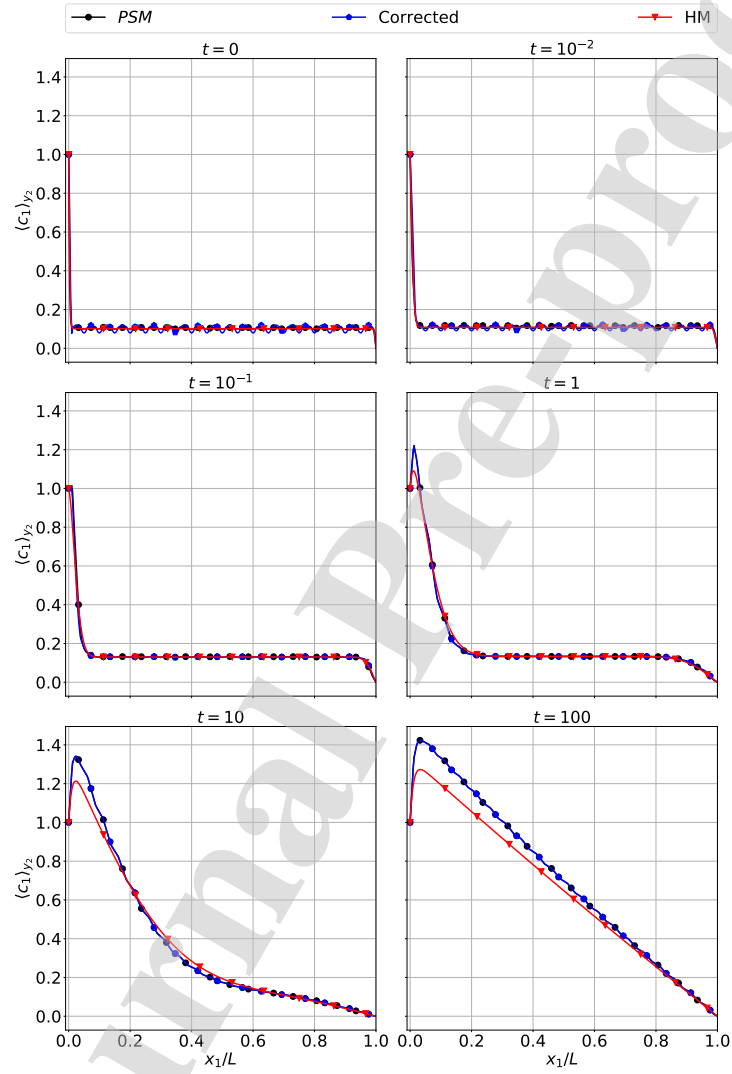


Figure 5: Concentration $\langle c_1 \rangle_{y_2}$ versus x_1/L for different times.

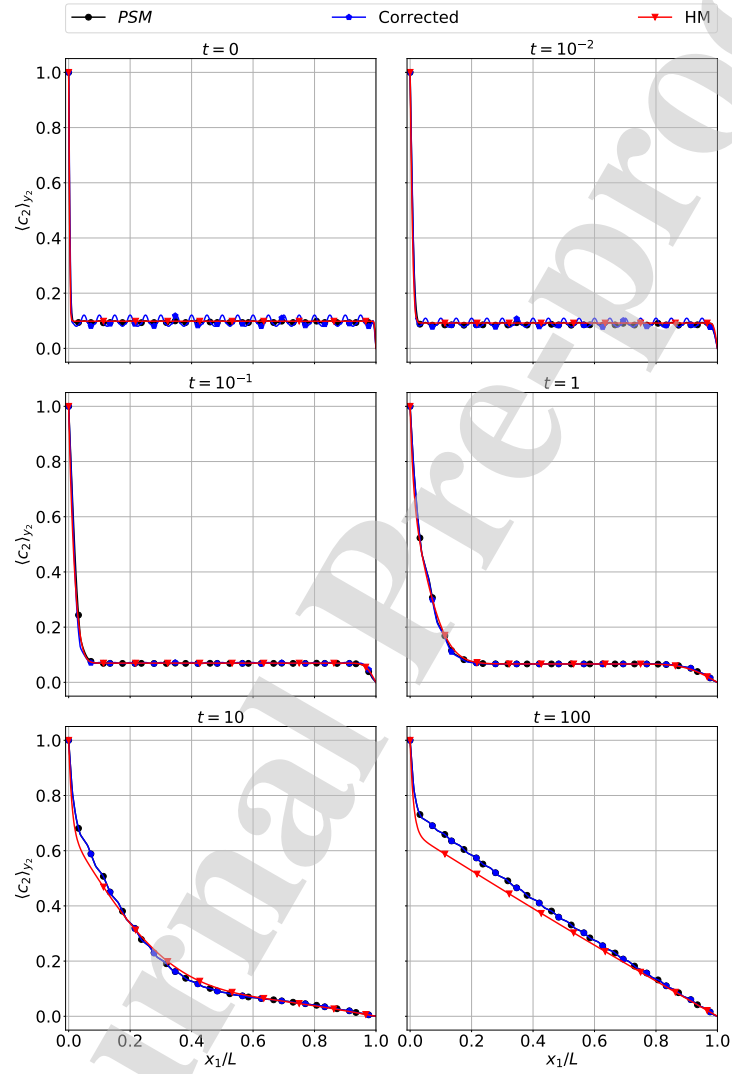


Figure 6: Concentration $\langle c_2 \rangle_{y_2}$ versus x_1/L for different times.

309 Finally to quantify the role of each term in the solution (32), Figure 7a shows the profiles of the
 310 terms corresponding to $n = 0$ at very short times. The correction $u_{1,BL}^{(0)}$ tends towards zero rapidly
 311 from the boundary as shown previously and dominates the correction $v_{0,BL}^{(1)}$, which is of order $\mathcal{O}(\varepsilon)$
 312 in the general case and vanishes for symmetric elementary cells, which is the case here. Far from
 313 the boundary, only the first-order variable $v_0^{(0)}$ differs significantly from zero. In Figure 7b, the
 314 terms corresponding to $n = 1$ are plotted. The fluctuations are due to the periodic solution of the
 315 eigenfunction $\psi_{1,1}$. Due to exponential decay, the terms disappear over time. We observe that the
 316 time-dependent correction terms at this order are very small and can be neglected.

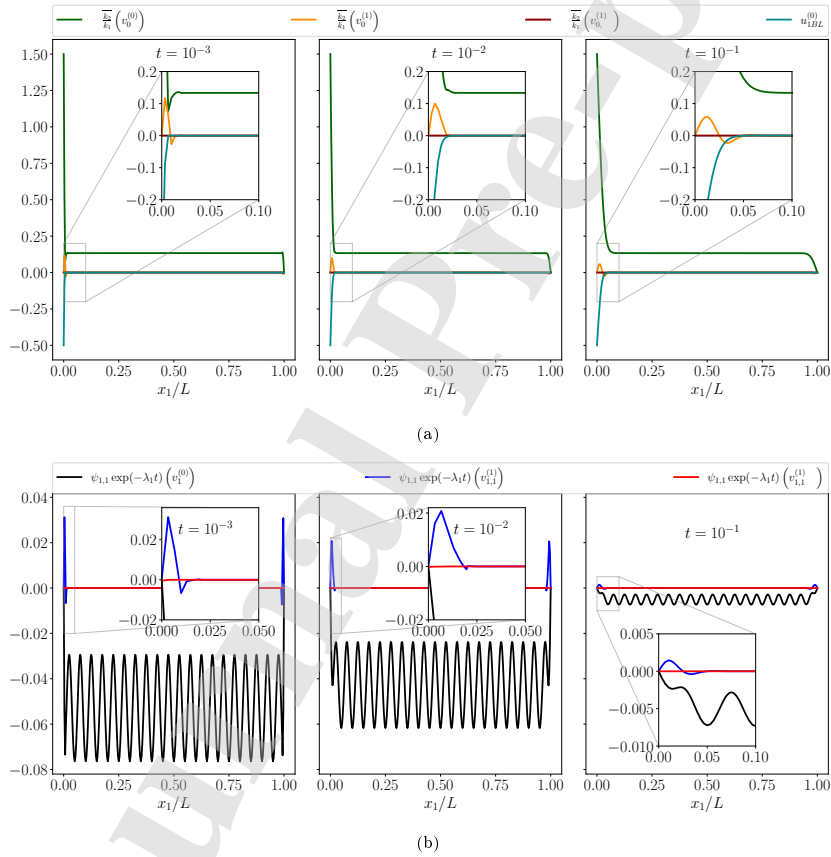


Figure 7: Corrective term profiles for different times.

317 5. Conclusion

318 The boundary layer problem for the coupled diffusion/reaction process for high Damköhler
319 number in porous media has been studied. The macroscopic mass conservation law derived from
320 the homogenization technique and based on a spectral approach represents a quasi-exact solution
321 within the domain but fails to describe the physics in a thin layer near the surface when a non-
322 equilibrium Dirichlet boundary condition is imposed. In this context, corrective terms have to be
323 added to the concentrations for both steady state and transient regime.

324 In steady state, two corrective functions are introduced to adjust the first order variable corre-
325 sponding to the null eigenvalue to capture the non-equilibrium state in the boundary layer. These
326 terms decay exponentially from the boundary and need to be solved only on a few unit cells adjacent
327 to the boundary. Numerical simulations prove that this correction is in excellent agreement with
328 the direct numerical simulation of the pore-scale model.

329 In transient regime, the $\mathcal{O}(\varepsilon)$ -variables need to be corrected with additional terms whose solu-
330 tions involve new closure problems. Numerical results show a small contribution of these terms.

331 References

- 332 [1] G. Allaire, R. Brizzi, A. Mikelic, A. Piatnitski, Two-scale expansion with drift approach to the
333 Taylor dispersion for reactive transport through porous media, *Chemical Engineering Science*
334 65 (7) (2010) 2292–2300.
- 335 [2] J.-F. Bloch, J.-L. Auriault, Upscaling of diffusion-reaction phenomena by homogenisation tech-
336 nique: Possible appearance of morphogenesis, *Transport in Porous Media* 127 (1) (2019) 191–
337 209.
- 338 [3] I. Battiato, D. M. Tartakovsky, Applicability regimes for macroscopic models of reactive trans-
339 port in porous media, *Journal of Contaminant Hydrology* 120-121 (Supplement C) (2011)
340 18–26.
- 341 [4] F. Boso, I. Battiato, Homogenizability conditions for multicomponent reactive transport, *Ad-
342 vances in Water Resources* 62 (Part B) (2013) 254–265.

- 343 [5] H. D. Lugo-Méndez, F. J. Valdés-Parada, M. L. Porter, B. D. Wood, J. A. Ochoa-Tapia, Upscal-
344 ing diffusion and nonlinear reactive mass transport in homogeneous porous media, *Transport*
345 *in Porous Media* 107 (3) (2015) 683–716.
- 346 [6] A. Tartakovsky, D. Tartakovsky, T. Scheibe, P. Meakin, Hybrid simulations of reaction-
347 diffusion systems in porous media, *SIAM Journal on Scientific Computing* 30 (6) (2008) 2799–
348 2816.
- 349 [7] T. Qiu, Q. Wang, C. Yang, Upscaling multicomponent transport in porous media with a linear
350 reversible heterogeneous reaction, *Chemical Engineering Science* 171 (2017) 100–116.
- 351 [8] F. J. Valdés-Parada, C. G. Aguilar-Madera, J. Alvarez-Ramirez, On diffusion, dispersion and
352 reaction in porous media, *Chemical Engineering Science* 66 (10) (2011) 2177–2190.
- 353 [9] F. J. Valdés-Parada, D. Lasseux, S. Whitaker, Diffusion and heterogeneous reaction in porous
354 media: The macroscale model revisited, *International Journal of Chemical Reactor Engineering*
355 15 (6) (2017) 1–24.
- 356 [10] G. Allaire, A.-L. Raphael, Homogenization of a convection–diffusion model with reaction in a
357 porous medium, *Comptes Rendus Mathématique* 344 (8) (2007) 523–528.
- 358 [11] M. K. Bourbatache, O. Millet, C. Moyne, Upscaling diffusion–reaction in porous media, *Acta*
359 *Mechanica* 231, 2011–2031 (2020) 2011–2031. doi:10.1007/s00707-020-02631-9.
- 360 [12] R. Mauri, Dispersion, convection, and reaction in porous media, *Physics of Fluids A: Fluid*
361 *Dynamics* 3 (5) (1991) 743–756.
- 362 [13] M. K. Bourbatache, O. Millet, C. Moyne, Upscaling coupled heterogeneous diffusion reaction
363 equations in porous media., Accepted in *Acta Mechanica* (2023).
- 364 [14] T. D. Le, C. Moyne, M. K. Bourbatache, O. Millet, A spectral approach for homogenization
365 of diffusion and heterogeneous reaction in porous media, *Applied Mathematical Modelling* 104
366 (2022) 666–681.
- 367 [15] M. K. Bourbatache, O. Millet, T. D. Le, C. Moyne, Homogenized model for diffusion and het-
368 erogeneous reaction in porous media: numerical study and validation, *Applied Mathematical*
369 *Modelling* 111 (2022) 486–500.

- 370 [16] H. Dumontet, Study of a boundary layer problem in elastic composite materials, *Mathematical*
371 *Modelling and Numerical Analysis* 20 (1986) 265–286.
- 372 [17] S. Koley, C. Upadhyay, P. Mohite, Study of boundary layer effects at ply interfaces of laminated
373 composites using homogenization theory, *Composite Structures* 286 (2022) 1–21.
- 374 [18] N. Buannic, P. Cartraud, Higher-order effective modelling of periodic heterogeneous beams. II.
375 Derivation of the proper boundary conditions for the interior asymptotic solution, *International*
376 *Journal of Solids and Structures* 38 (2001) 7163–7180.
- 377 [19] P. Destuynder, Sur une justification des modèles de plaques et de coques par les méthodes
378 asymptotiques, Thèse d'état, Paris (1979).
- 379 [20] G. Allaire, M. Amar, Boundary layer tails in periodic homogenization, *ESAIM: Control, Op-*
380 *timisation and Calculus of Variations* 4 (1999) 209–243.
- 381 [21] M. Amar, M. Tarallo, S. Terracini, On the exponential decay for boundary layer, *C. R. Acad.*
382 *Sci, Paris, Série I* 328 (1999) 1139–1144.
- 383 [22] A. Matine, N. Boyard, P. Cartraud, G. Legrain, Y. Jarny, Modeling of thermophysical proper-
384 ties in heterogeneous periodic media according to a multi-scale approach: Effective conductivity
385 tensor and edge effects, *International Journal of Heat and Mass Transfer* 62 (2013) 586–603.
- 386 [23] A. Matine, N. Boyard, G. Legrain, Y. Jarny, P. Cartraud, Transient heat conduction within
387 periodic heterogeneous media: A space-time homogenization approach, *International Journal*
388 *of Thermal Sciences* 92 (2015) 217–229.
- 389 [24] K. Bourbatache, T. D. Le, O. Millet, C. Moyne, Limits of classical homogenization procedure
390 for coupled diffusion-heterogeneous reaction processes in porous media, *Transport in Porous*
391 *Media* 140 (2021) 437–457.
- 392 [25] R. B. Bird, W. E. Stewart, E. N. Lightfoot, *Transport Phenomena*, John Wiley & Sons (2007).

- Boundary layer problem of diffusion/reaction process in porous media is studied
- Macro-model derived from homogenization technique and spectral approach is recalled
- Corrective terms are introduced to modify the concentration's expansion
- These terms decay rapidly from the boundary and are solved on several unit cells
- Numerical simulations highlight the role of the corrective terms in boundary layer

Journal Pre-proof

Tien Dung Le: Conceptualization; Methodology; Roles/Writing - original draft; Writing - review & editing, **Christian Moyné:** Conceptualization; Methodology; Roles/Writing - original draft, **Khaled Bourbatache:** Conceptualization; Methodology; Software; Roles/Writing - original draft; Writing - review & editing, **Olivier Millet:** Conceptualization; Methodology; Roles/Writing - original draft; Writing - review & editing

Journal Pre-proof

Declaration of interests

The authors declare that they have no known competing financial interests or personal relationships that could have appeared to influence the work reported in this paper.

The authors declare the following financial interests/personal relationships which may be considered as potential competing interests:

Journal Pre-proof