



COVID-19 infection in patients on long-term home parenteral nutrition for chronic intestinal failure

Loris Pironi, Denise Jezerski, Jacek Sobocki, Simon Lal, Tim Vanuytsel, Miriam Theilla, Anna Sasdelli, Cecile Chambrier, Konrad Matysiak, Umberto Aimasso, et al.

► To cite this version:

Loris Pironi, Denise Jezerski, Jacek Sobocki, Simon Lal, Tim Vanuytsel, et al.. COVID-19 infection in patients on long-term home parenteral nutrition for chronic intestinal failure. *Clinical Nutrition ESPEN*, 2023, 55, pp.212-220. 10.1016/j.clnesp.2023.03.008 . hal-04089872

HAL Id: hal-04089872

<https://univ-rennes.hal.science/hal-04089872>

Submitted on 16 May 2023

HAL is a multi-disciplinary open access archive for the deposit and dissemination of scientific research documents, whether they are published or not. The documents may come from teaching and research institutions in France or abroad, or from public or private research centers.

L'archive ouverte pluridisciplinaire **HAL**, est destinée au dépôt et à la diffusion de documents scientifiques de niveau recherche, publiés ou non, émanant des établissements d'enseignement et de recherche français ou étrangers, des laboratoires publics ou privés.



Distributed under a Creative Commons Attribution - NonCommercial 4.0 International License

COVID-19 INFECTION IN PATIENTS ON LONG-TERM HOME PARENTERAL NUTRITION FOR CHRONIC INTESTINAL FAILURE

Loris Pironi ^{a,b}, Denise Jezerski ^c, Jacek Sobocki ^d, Simon Lal ^e, Tim Vanuytsel ^f, Miriam Theilla ^g, Anna S. Sasdelli ^b, Cecile Chambrier ^h, Konrad Matysiak ⁱ, Umberto Aimasso ^j, Henrik H. Rasmussen ^k, Amelia Jukes ^l, Marek Kunecki ^m, David Seguy ⁿ, Stéphane M. Schneider ^o, Joanne Daniels ^p, Florian Poullenot ^q, Manpreet S. Mundi ^r, Przemysław Matras ^s, Marcin Folwarski ^t, Adriana Crivelli ^u, Nicola Wyer ^v, Lars Ellegard ^w, Lidia Santarpia ^x, Marianna Arvanitakis ^z, Corrado Spaggiari ^{aa}, Georg Lamprecht ^{ab}, Francesco W. Guglielmi ^{ac}, Antonella Lezo ^{ad}, Sabrina Layec ^{ae}, Esther Ramos Boluda ^{af}, Anat Guz-Mark ^{ag}, Paolo Gandullia ^{ah}, Cristina Cuerda ^{ai}, Emma Osland ^{aj}, Maria I. Spagnuolo ^{ak}, Zeljko Krznaric ^{al}, Luisa Masconale ^{am}, Brooke Chapman ^{an}, María Maíz-Jiménez ^{ao}, Paolo Orlandoni ^{ap}, Mariana Hollanda Martins da Rocha ^{aq}, M.Nuria Virgili-Casas ^{ar}, Maryana Doitchinova-Simeonova ^{as}, Laszlo Czako ^{at}, Andrè Van Gossum ^{au}, Lorenzo D'Antiga ^{av}, Looi C Ee ^{aw}, Daruneewan Warodomwicht ^{ax}, Marina Taus ^{az}, Sanja Kolaček ^{ba}, Ronan Thibault ^{bb}, Giovanna Verlato ^{bc}, Aurora E. Serralde-Zúñiga ^{bd}, José I. Botella-Carretero ^{be}, Pilar Serrano Aguayo ^{bf}, Gabriel Oliveira ^{bg}, Sirinuch Chomtho ^{bh}, Veeradej Pisprasert ^{bi}, Georgijs Moisejevs ^{bj}, Ana Zugasti Murillo ^{bk}, M^a Estrella Petrina Jáuregui ^{bl}, Marta Bueno Díez ^{bm}, Mohammad Shukri Jahit ^{bn}, Narumon Densupsoontorn ^{bo}, Ali Tamer ^{bp}, Giorgia Brilli ^a, Francisca Joly ^{bq}.

^a University of Bologna, Department of Medical and Surgical Sciences, Italy

^b Centre for Chronic Intestinal Failure - Clinical Nutrition and Metabolism Unit – IRCCS Azienda Ospedaliero-Universitaria di Bologna, Italy

^c Home Nutrition Support, Cleveland Clinic Foundation, Cleveland, Ohio, USA

^d Centre of Postgraduate Medical Education, Warsaw, Poland

^e Intestinal Failure Unit, Salford Royal Foundation Trust, Salford, UK

^f University Hospital Leuven; Leuven Intestinal Failure and Transplantation (LIFT), Leuven, Belgium

^g Rabin Medical Center, Petach Tikva, Sackler School of Medicine, Tel Aviv University, Tel Aviv-Yaffo Academic College School for Nursing Sciences, Israel

^h Unité de Nutrition Clinique Intensive, Hospices Civils de Lyon, Hôpital Lyon Sud, Lyon, France

- ⁱ Centre for Intestinal Failure, Department of General, Endocrinological and Gastroenterological Surgery, Poznań University of Medical Science, Poznań, Poland
- ^j Città della Salute e della Scienza, Turin, Italy
- ^k Centre for Nutrition and Bowel Disease, Department of Gastroenterology, Aalborg University Hospital, Aalborg, Denmark
- ^l University Hospital of Wales, Cardiff, United Kingdom
- ^m M. Pirogow Hospital, Lodz, Poland
- ⁿ Service de Nutrition, CHRU de Lille, Lille, France
- ^o Gastroenterology and Clinical Nutrition, CHU of Nice, Université Côte d'Azur, Nice, France
- ^p Nottingham University Hospital NHS Trust, Nottingham, United Kingdom
- ^q Service de Gastroentérologie, Hôpital Haut-Lévêque, CHU de Bordeaux, Pessac, France
- ^r Division of Endocrinology, Diabetes, Metabolism, and Nutrition, Mayo Clinic College of Medicine, Rochester, Minnesota, USA
- ^s Department of General and Transplant Surgery and Clinical Nutrition, Medical University of Lublin, Lublin, Poland
- ^t 1 Department of Clinical Nutrition and Dietetics, Medical University of Gdansk, Gdansk, Poland,, 2 Home Enteral and Parenteral Nutrition Unit, Copernicus Hospital, Gdansk, Poland
- ^u Unidad de Soporte Nutricional, Rehabilitación y Trasplante de Intestino, Hospital Universitario Fundacion Favaloro, Buenos Aires, Argentina
- ^v University Hospitals Coventry & Warwickshire NHS Trust, Coventry, United Kingdom
- ^w Department of Internal Medicine and Clinical Nutrition, Institute of Medicine, Sahlgrenska University Hospital, University of Gothenburg, Gothenburg, Sweden
- ^x Internal Medicine and Clinical Nutrition Unit, Federico II University, Naples, Italy
- ^z Department of Gastroenterology, HUB Erasme, , Brussels, Belgium
- ^{aa} AUSL Parma, Parma, Italy
- ^{ab} University Medical Center Rostock, Rostock, Germany
- ^{ac} Gastroenterology Unit, Monsignor di Miccoli Hospital, Barletta, Italy
- ^{ad} Department of Clinical Nutrition, OIRM-S. Anna Hospital, Città della Salute e della Scienza, Turin, Italy
- ^{ae} Digestive and Nutritional Rehabilitation Unit/Artificial Nutrition Unit, Clinique Saint-Yves, Rennes, France
- ^{af} Pediatric Gastrointestinal and Nutrition Unit, University Hospital La Paz, Madrid, Spain

- ^{ag} Institute of Gastroenterology, Nutrition and Liver Diseases, Schneider Children's Medical Center of Israel, Petach-Tikva, Israel, and Sackler Faculty of Medicine, Tel-Aviv University, Tel-Aviv, Israel
- ^{ah} Pediatric Gastroenterology and Endoscopy, IRCCS G. Gaslini Institute, Genoa, Italy
- ^{ai} University Complutense. Department of Medicine, Nutrition Unit, Hospital General Universitario Gregorio Marañón, Madrid, Spain
- ^{aj} Royal Brisbane and Women's Hospital, Herston, Australia
- ^{ak} Section of Paediatrics, Department of Translational Medical Science, University of Naples Federico II, Naples, Italy
- ^{al} Centre of Clinical Nutrition, Department of Medicine, University Hospital Centre, Zagreb, Croatia
- ^{am} Ospedale Orlandi, Bussolengo (VR), Italy
- ^{an} Austin Health, Melbourne, Australia
- ^{ao} Department of Endocrinology and Nutrition, Hospital 12 de Octubre, Madrid, Spain
- ^{ap} Nutrizione Clinica-Centro di Riferimento Regionale NAD, IRCCS-INRCA, Ancona, Italy
- ^{aq} Hospital das Clinicas da Faculdade de Medicina da Universidade de São Paulo, São Paulo, Brazil
- ^{ar} Department of Endocrinology and Nutrition, Hospital Universitari de Bellvitge, Barcelona, Spain
- ^{as} Bulgarian Association of Patients with Malnutrition, Sofia, Bulgaria
- ^{at} First Department of Internal Medicine, Szeged, Hungary
- ^{au} Department of Gastroenterology, HUB Erasme, Brussels,
- ^{av} Paediatric Hepatology, Gastroenterology and Transplantation. "Papa Giovanni XXIII" Hospital, Bergamo, Italy
- ^{aw} Queensland Children's Hospital, Brisbane, Australia
- ^{ax} Faculty of Medicine Ramathibodi Hospital, Mahidol University, Bangkok, Thailand
- ^{az} SOD Dietetica e Nutrizione Clinica, Centro riferimento regionale NAD, Ospedali Riuniti di Ancona, Italy
- ^{ba} Children's Hospital Zagreb, Zagreb Medical University, Zagreb, Croatia
- ^{bb} CHU Rennes, Nutrition unit, Home parenteral nutrition centre, INRAE, INSERM, univ Rennes, Nutrition Metabolisms and Cancer, NuMeCan, Rennes, France
- ^{bc} Paediatric Nutrition Service-Neonatal Intensive Care Unit, University Hospital of Padova, Padova, Italy
- ^{bd} Instituto Nacional de Ciencias Médicas y Nutrición, Salvador Zubirán, México, México
- ^{be} Department of Endocrinology and Nutrition-Hospital Universitario Ramón y Cajal, & IRyCIS Madrid, Spain

^{bf} Hospital Universitario Virgen del Rocío, Sevilla, Spain

^{bg} Hospital Regional Universitario de Málaga, IBIMA, Universidad de Málaga, Spain

^{bh} Pediatric Nutrition Research Unit , Faculty of Medicine, Chulalongkorn University, and , Division of Nutrition, Department of Pediatrics, King Chulalongkorn Memorial Hospital, Bangkok, Thailand

^{bi} Division of Clinical Nutrition, Department of Medicine, Khon Kaen University, Srinagarind hospital, Khon Kaen, Thailand

^{bj} Riga East University Hospital, Riga, Latvia

^{bk} Hospital Virgen del Camino, Pamplona, Spain

^{bl} Complejo Hospitalario de Navarra, Pamplona, Spain

^{bm} Hospital Universitari Arnau de Vilanova. Lleida. Spain

^{bn} National Cancer Institute / Institut Kanser Negara, Putrajaya Wilayah Persekutuan, Malaysia

^{bo} Division of Nutrition, Department of Pediatrics, Faculty of Medicine Siriraj Hospital, Mahidol University, Bangkok, Thailand

^{bp} Internal Medicine, Sakarya University Medical Faculty Education and Research Hospital, Sakarya, Turkey

^{bq} Centre for Intestinal Failure, Department of Gastroenterology and Nutritional Support, Hôpital Beaujon, Clichy, France

The Home Artificial Nutrition and Chronic Intestinal Failure Special Interest Group of ESPEN, The European Society for Clinical Nutrition and Metabolism

Corresponding author

Prof. Loris Pironi

University of Bologna, Department of Medical and Surgical Sciences, Bologna, Italy

Centre for Chronic Intestinal Failure - Clinical Nutrition and Metabolism Unit

IRCCS Azienda Ospedaliero-Universitaria di Bologna, Italy

Email: loris.pironi@unibo.it

COVID-19 INFECTION IN PATIENTS ON LONG-TERM HOME PARENTERAL NUTRITION FOR CHRONIC INTESTINAL FAILURE

Abstract

Background and aims

To investigate the incidence and the severity of COVID-19 infection in patients enrolled in the database for home parenteral nutrition (HPN) for chronic intestinal failure (CIF) of the European Society for Clinical Nutrition and Metabolism (ESPEN).

Methods

Period of observation: March 1st, 2020 March 1st, 2021. Inclusion criteria: patients included in the database since 2015 and still receiving HPN on March 1st, 2020 as well as new patients included in the database during the period of observation. Data related to the previous 12 months and recorded on March 1st 2021: 1) occurrence of COVID-19 infection since the beginning of the pandemic (yes, no, unknown); 2) infection severity (asymptomatic; mild, no-hospitalization; moderate, hospitalization no-ICU; severe, hospitalization in ICU); 3) vaccinated against COVID-19 (yes, no, unknown); 4) patient outcome on March 1st 2021: still on HPN, weaned off HPN, deceased, lost to follow up.

Results

Sixty-eight centres from 23 countries included 4,680 patients. Data on COVID-19 were available for 55.1% of patients. The cumulative incidence of infection was 9.6% in the total group and ranged from 0% to 21.9% in the cohorts of individual countries. Infection severity was reported as: asymptomatic 26.7%, mild 32.0%, moderate 36.0%, severe 5.3%. Vaccination status was unknown in 62.0% of patients, non-vaccinated 25.2%, vaccinated 12.8%. Patient outcome was reported as: still on HPN 78.6%, weaned off HPN 10.6%, deceased 9.7%, lost to follow up 1.1%. A higher incidence of infection ($p=0.04$), greater severity of infection ($p<0.001$) and a lower vaccination

percentage ($p=0.01$) were observed in deceased patients. In COVID-19 infected patients, deaths due to infection accounted for 42.8% of total deaths.

Conclusions

In patients on HPN for CIF, the incidence of COVID-19 infection differed greatly among countries. Although the majority of cases were reported to be asymptomatic or have mild symptoms only, COVID-19 was reported to be fatal in a significant proportion of infected patients. Lack of vaccination was associated with a higher risk of death.

Key words:

COVID -19, SARS-CoV-2, pandemic, Home Parenteral Nutrition, Intestinal Failure, epidemiology

Introduction

The coronavirus SARS-CoV-2 (COVID-19) has been a challenging worldwide pandemic in recent years [1]. The clinical spectrum of COVID-19 ranges from an asymptomatic infection or mild upper respiratory tract symptoms to severe pneumonia with acute respiratory distress syndrome (ARDS) [1,2]. Older age and the presence of comorbidities, such as diabetes, cardiovascular diseases and obesity, were reported to be risk factors for progression of pulmonary disease as well as for death [3,4]. Patients affected by chronic organ failure are particularly vulnerable subgroups requiring epidemiological investigation to better understand their associated morbidity and mortality risk and to devise prevention and treatment strategies.

In May 2020, a few months after the beginning of the pandemic, the Home Artificial Nutrition and Chronic Intestinal Failure (HAN&CIF) special interest group of the European Society for Clinical Nutrition and Metabolism (ESPEN) carried out a survey of centres looking after patients on home parenteral nutrition (HPN) for Chronic Intestinal Failure (CIF) [5] to assess the impact of the COVID-19 pandemic on patient care [6]. A total of 78 centers from around the world contributed to the survey, representing ≥ 3500 patient experiences from both adult and pediatric centers; at that time, 53 centres (67.95%) reported to have no known COVID-19 infected patients, 7 (8.97%) centres were aware that some patients had been infected but were unsure of the exact number of cases, while 18 (23.08%) centres reported that a total of 37 patients had been infected with COVID-19. [6].

In 2015, the HAN&CIF group developed an international multicenter research project to develop consensus criteria for the severity of CIF; the study protocol involved annual prospective data collection of HPN-dependent patients using a structured database [7,8]. As part of the project, data collection in 2021 was used to perform an international multicenter survey to investigate the incidence and severity of COVID-19 infection in patients on long-term HPN for CIF.

Materials and methods

Study protocol, patient population and data collection

The ESPEN international multicenter survey for CIF is based on the retrospective analysis of data prospectively recorded during 12-month follow-up periods. The study started on March 1st, 2015, and data collection was performed on March 1st of each subsequent year, analysing data recorded during the previous 12 months for those patients already included in the database and for new patients who started HPN for CIF during the preceding 12 months. Center invitation to participate in the study occurred via representatives of the national Parenteral and Enteral Nutrition (PEN) societies of the ESPEN Council, who were asked to send the study protocol to members of their PEN societies. Both pediatric (≤ 18 -year-old) and adult patients who were dependent on HPN for either benign-CIF or malignant-CIF were included. The term 'malignant-CIF' indicates the presence of active malignant disease [3]. Data were collected in a structured questionnaire embedded in an Excel (Microsoft Co., 2013) database, termed "the CIF Action day" [3,9].

For each patient, the following data were collected at first inclusion in the database (baseline): age and gender; body weight and height; underlying disease and its benign or malignant nature; pathophysiological mechanism of CIF; HPN requirements (duration, number of days of infusion per week, type of parenteral nutrition admixture, intravenous supplementation (IVS) volume and energy for each day of infusion). The pathophysiological mechanisms of IF were classified as short bowel syndrome with end-jejunostomy (SBS-J), with jejuno-colic anastomosis (SBS-JC) or with jejuno-ileal anastomosis and total colon in continuity (SBS-JIC), intestinal dysmotility (dysmotility), intestinal fistulas (fistulas), mechanical obstruction (obstruction) and extensive small bowel mucosal disease (mucosal disease). The severity of CIF was divided into eight categories, based on the type (Fluid and electrolyte alone, FE; parenteral nutrition including macronutrients, PN) and volume of

IVS, calculated as daily mean of the total volume infused per week (volume per day of infusion \times number of infusions per week/7 (mL/day)): FE1 or PN1, ≤ 1000 mL; FE2 or PN2, 1001–2000mL; FE3 or PN3, 2001–3000mL; FE4 or PN4, >3000 mL [8]. At the end of the 12-month follow-up period, patient outcome was classified as still on HPN, weaned off HPN or deceased. Weaning from HPN equated to stopping IVS. The causes of death were grouped as HPN/IF-related, underlying disease-related and other causes (neither HPN/IF nor underlying disease-related).

For the present study, the period of observation was March 1st, 2020 (baseline) to March 1st 2021 (end of follow-up) and the date of data collection was March 1st 2021. Patients included at baseline were those already in the database still requiring HPN on March 1st, 2020 and new patients who started HPN between March 1st, 2020 and March 1st, 2021. In order to evaluate occurrence and outcomes associated with COVID-19 infection, a section was added to the ESPEN CIF database including three questions: 1) had the patient suffered from COVID-19 infection? (answers: yes; no; unknown); 2) if yes, what was the severity of infection? (answers: asymptomatic; mild, no-hospitalization; moderate, with hospitalization not in the intensive care unit; severe, hospitalization in the intensive care unit); 3) has the patient been vaccinated against COVID-19 (answers: yes, no, unknown).

Ethical statement

The research was based on anonymized information taken from patient records at the time of data collection. The study was conducted with full regard to confidentiality of the individual patient. Ethical committee approval was obtained by the individual HPN centers according to local regulations.

Statistical analysis

Data are reported as absolute and relative frequencies. The frequency of COVID-19 infection was reported as “cumulative annual incidence”. Pearson chi-square test and Fisher’s exact test were used to analyze frequencies where appropriate. All analyses were carried out using Stata v.15.1, and the significance level was set to $p < 0.05$

Results

Patient cohort

Sixty-eight HPN centers from 23 countries included 4,860 patients (**Tables 1 and 2**).

Table 1. Contributing home parenteral nutrition (HPN) centers and patients with chronic intestinal failure enrolled in the study, grouped by country of origin

Country	HPN Centers	Patients	
	n.	n.	%
France	7	887	18.25
Poland	5	806	16.58
Italy	13	675	13.89
USA	2	639	13.15
UK	4	626	12.88
Belgium	3	304	6.26
Israel	2	239	4.92
Denmark	1	145	2.98
Spain	10	128	2.63
Australia	4	82	1.69
Argentina	1	68	1.40
Sweden	1	57	1.17
Germany	1	46	0.95
Croatia	2	32	0.66
Finland	1	32	0.66
Thailand	4	28	0.58
Brazil	1	17	0.35
Bulgaria	1	16	0.33
Hungary	1	15	0.31
Mexico	1	9	0.19
Latvia	1	5	0.10
Malaysia	1	3	0.06
Turkey	1	1	0.02
Total	68	4,860	100

Table 2. Patient demographic and clinical characteristics at baseline enrollment on March 1st, 2020.

Patient categories	% of patients
Sex (n. 4860)	
<i>Males</i>	42.0
<i>Females</i>	58.0
Age category (n. 4815)	
<i>Children (≤ 18 years)</i>	6.1
<i>Adults</i>	93.9
Disease category (n. 4849)	
<i>Benign</i>	79.7
<i>Malignant (presence of active cancer)</i>	20.3
Mechanism of CIF (n. 4182)	
<i>SBS</i>	59.0
<i>Dysmotility</i>	15.2
<i>Obstruction</i>	13.6
<i>Fistulas</i>	7.5
<i>Mucosal Disease</i>	4.7
Underlying disease (n. 4749)	
<i>Cancer</i>	16.9
<i>Crohn's disease</i>	16.4
<i>Mesenteric Ischemia</i>	13.8
<i>CIPO-primary</i>	7.3
<i>Radiation enteritis</i>	3.8
<i>Carcinomatosis</i>	2.8
<i>Other</i>	25.0
IVS category (L/d) (n. 3949)	
<i>FE ≤ 1</i>	4.3
<i>FE 1-2</i>	1.9
<i>FE 2-3</i>	0.3
<i>FE >3</i>	0.1
Total FE	7.0
<i>PN ≤ 1</i>	22.0
<i>PN 1-2</i>	38.3
<i>PN 2-3</i>	21.3
<i>PN >3</i>	9.6
Total PN	93.0

Abbreviations: CIF, chronic intestinal failure; SBS, short bowel syndrome; CIPO, chronic intestinal pseudo-obstruction; IVS, intravenous supplementation; FE, fluids and electrolytes; PN, parenteral nutrition

COVID-19 infection

COVID-19 infection was reported as known (answer: yes or no) in 2,503 (51.5%) patients, unknown in 2,039 (42.0%) and was not reported in 318 (6.5%). COVID-19 infection occurred in 241 patients, corresponding to an annual cumulative incidence rate of 9.6% of the 2503 patients for whom the item was known. Among contributing countries, the calculated annual cumulative incidence ranged from 0 (Australia) to 21.9% (Israel) (Supplemental table 1). **Figure 1** shows the incidence of infections in countries that included in the study at least 10 patients with known infection status. The infection rate was 6.1% in children and 10.2% in adults ($p=0.036$), 10.3% in benign disease and 7.0% in active cancer ($p=0.032$) and did not differ between sex ($p=0.891$), mechanisms of CIF ($p=0.743$) or IVS ($p=0.170$) categories.

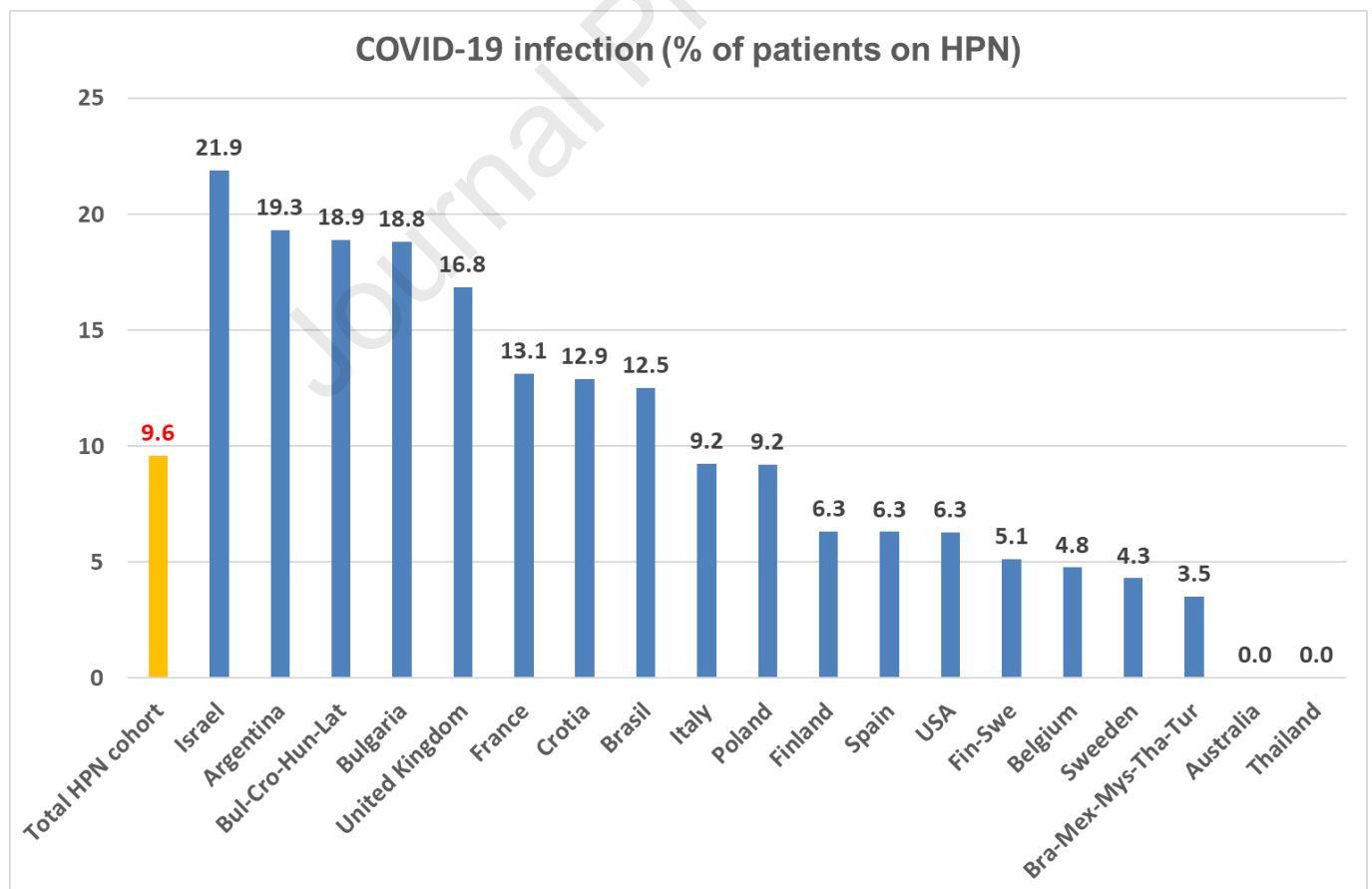


Figure 1. Annual cumulative incidence of COVID-19 infection in the total cohort of 2,503 patients on home parenteral nutrition for chronic intestinal failure and in the cohorts of countries that included in the study at least 10 patients with known infection status.

Journal Pre-proof

COVID-19 infection severity

The clinical severity of COVID-19 infection was reported for 172 of the 241 infected patients. Infection was asymptomatic in 26.7%, mild in 32.0%, moderate in 36.0% and severe in 5.3% (**Figure 2**). The severity of infection did not differ between sex ($p=0.864$), age ($p=0.720$), underlying disease ($p=0.564$), mechanism of CIF ($p=0.603$) and IVS categories ($p=0.378$).

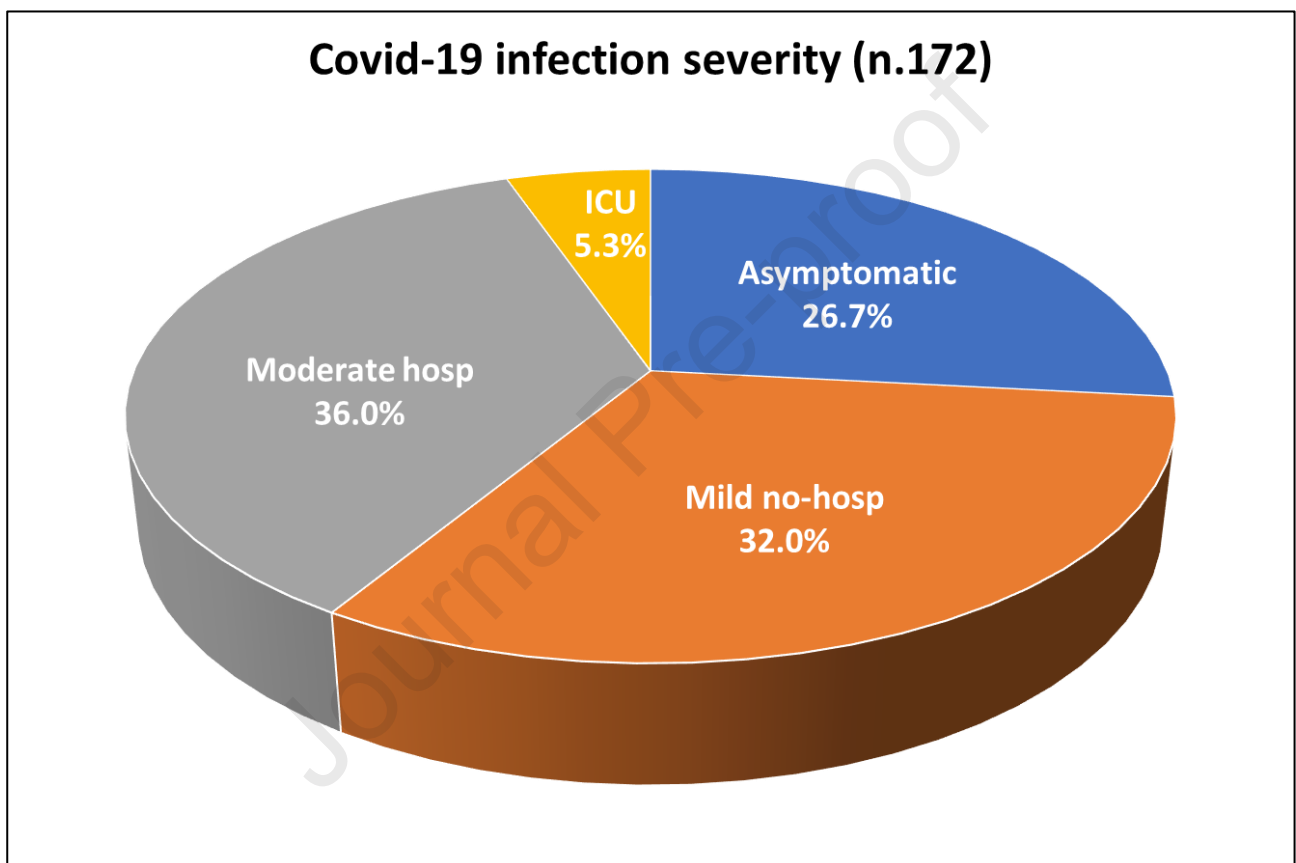


Figure 2. Percentages of clinical severity of COVID-19 infection in 172 patients on home parenteral nutrition for chronic intestinal failure. Mild, no-hospitalization; Moderate, with hospitalization not in intensive care unit; Severe, hospitalization in intensive care unit.

Vaccination against COVID-19

COVID-19 vaccination status was reported for 3,962 patients as follows: vaccinated 12.8%, not vaccinated 25.2% and unknown 62.0%. The vaccination rate was 2.6% in children and 39.7% in adults ($p<0.001$), 31.7% in benign disease and 44.9% in malignant disease ($p<0.001$), 38.3% in SBS-J, 29.7% in SBS-JC, 18.6% in SBS-JIC, 42.4% in fistulas, 21.2% in dysmotility, 14.8% in mechanical occlusion and 25.0% in mucosal disease ($p<0.001$), and did not differ between sex ($p=0.248$), mechanisms of CIF ($p=0.743$) and IVS categories ($p=0.800$).

Association between COVID-19 incidence, severity and vaccination status and patient outcome

At the end of the 12-month follow up period, the outcomes of 2,454 patients were reported as follows: still on HPN 78.6%, weaned off HPN 10.6%, deceased 9.7%, lost to follow up 1.1%. The infection rate was significantly higher in the deceased and in those lost to follow up ($p=0.042$), while infection severity was higher in the deceased group ($p<0.001$) and those still requiring HPN $p=0.017$) (**Table 3**).

Twenty-nine patients infected with COVID-19 died, with causes of deaths shown in **Table 4**. No death was HPN-related. Deaths due to COVID-19 infection accounted for the 42.8% of the 29 deaths occurred in patients who had the infection.

Table 3. COVID-19 infection incidence, severity of infection, and COVID-19 vaccination in the 12-month outcome categories of patients on home parenteral nutrition (HPN) for chronic intestinal failure

	COVID-19 infection			COVID-19 infection severity						COVID-19 vaccination		
	n.	Infected n. (%)	p	n.*	Asymptomatic n. (%)	Mild n. (%)	Moderate n. (%)	Severe n. (%)	p	n. **	Vaccinated n. (%)	p
Outcome			0.042						<0.001			0.017
Still on HPN	1930	183 (9.5)		129	38 (29.5)	47 (36.4)	42 (32.6)	2 (1.6)		1376	480 (34.9)	
Weaned off HPN	258	19 (7.4)		15	5 (33.3)	5 (33.3)	5 (33.3)	0		45	10 (22.2)	
Deceased	239	29 (12.1)		20	0	1 (5.0)	12 (60.0)	7 (35.0)		43	8 (18.6)	
Lost to follow-up	27	6 (22.2)		4	2 (50.0)	0	2 (50.0)	0		14	2 (14.3)	

*number of infected patients for whom the severity of infection was reported

**number of patients for whom the vaccination status (yes or no) was known

Table 4. Causes of death in patients on home parenteral nutrition infected with COVID-19 during the 12-month follow up period

Death in patients on HPN infected with COVID-19, n.	29
Cause of death, n. (%)	
Not reported	1 (3.4)
Underlying disease-related	14 (48.3)
• Cancer	7
• Cancer+COVID-19	1
• Not reported	6
Other	14 (48.3)
• COVID-19	11
• Intracerebral hemorrhage	2
• Renal failure	1

Discussion

This study reports the incidence and severity of COVID-19 infection as well as the vaccination status of a large cohort of patients requiring HPN for CIF during the early phase of the pandemic (March 1st, 2020-March 1st, 2021). In the whole group of patients, the annual incidence of COVID-19 infection was 9.7%. By comparison, a recent review of 145 articles, largely based on single-centre experiences in high-income countries, revealed an incidence of COVID-19 among patients on hemodialysis (HD) for chronic kidney disease (CKD) ranging from 0% to 37.6% [9]. Sosa et al. reported a COVID-19 infection incidence rate of 102 per 1000 patients on HD (10.2%) between May 1st to July 31st, 2020, in Guatemala, compared with 3/1000 (0.3%) in the general population [10]. The United States Renal Data System (USRDS) 2021 annual data report showed that, among Medicare beneficiaries in February 2020 undergoing HD, the cumulative incidence of COVID-19 infection by the end of 2020 was 15.8% [11]. The 2022 USRDS report went on to show that patients with CKD had consistently higher COVID-19 testing rates than those without CKD, and rates were higher still for patients undergoing dialysis, suggesting that patients with CKD were consistently more likely to be diagnosed with COVID-19 than those without CKD [12]. We also compared our data with the epidemiological update published by the World Health Organization (WHO) on February 28th, 2021, which reported cumulative cases per 100 thousand population since the beginning of the pandemic [13]. In many countries, the calculated incidence of infection in HPN-dependent patients appeared at least two-fold higher than that in the general population (**Figure 3**), suggesting either greater susceptibility and/or risk of exposure to COVID-19 infection and/or a greater rate of testing in patients on HPN for CIF. The incidence of infection was significantly higher in adults than in children and in patients with benign rather than malignant disease. The reasons for these differences are not evident from our data. However, as expected, vaccination rates were higher in patients with cancer and lower in children; it is, of course, possible that both adults and

patients with benign disease were at greater risk of exposure to the infection as they spent more time in contact with others outside of their homes. Overall, our data confirm that patients on HPN are a fragile population to be timely protected by repeated vaccination against COVID-19.

COVID-19 infection was asymptomatic or led to only mild symptoms without the need for hospitalization in the majority of cases; notably, these data are comparable to the impact of the disease on the general population observed at the beginning of the pandemic and suggest that HPN-dependence for CIF was not a risk factor for developing more severe clinical features following infection [14,15].

Only 12.8% of patients were reported to be vaccinated at the time of data collection, although this was more frequent in adults, in those with active cancer and for some underlying CIF pathophysiological mechanisms. That said, this low rate of vaccination would, of course, fit with the study's time frame since the first vaccine was approved in December 2020 and therefore only available during the latter two months of the survey, and not in all countries. Furthermore, differences in country policies to prevent COVID-19 infection could have impacted on the incidence rates of both infection and vaccination status. Differences between age categories were due to the initial approval of the vaccine for adults only, while difference between diseases and mechanisms of CIF may have related to vaccine prioritization for those with frailty in some countries.

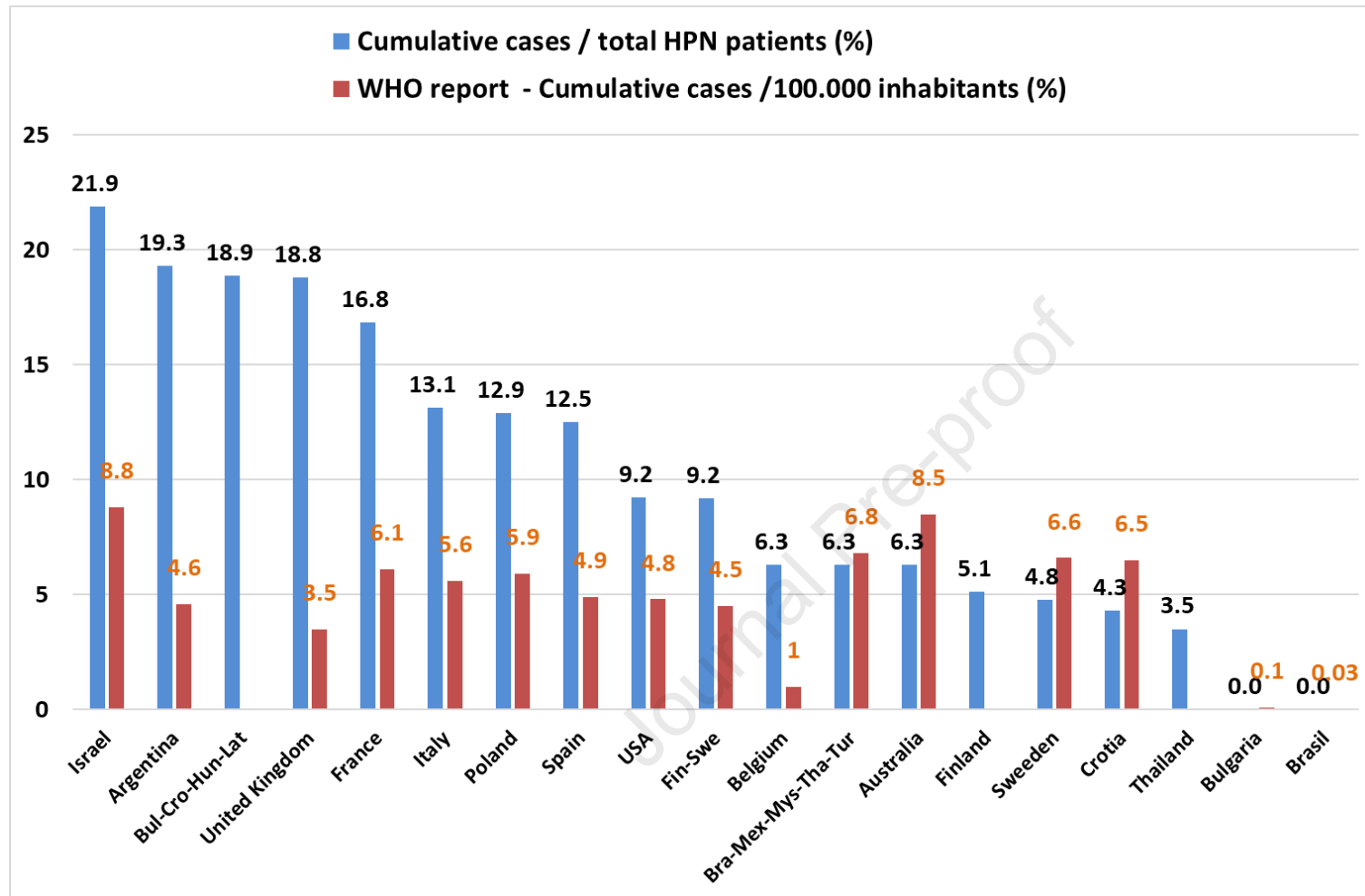
Both the frequency and severity of COVID-19 infection were greater in the deceased and in those lost to follow up, with corresponding low vaccination rates in both latter groups. Moreover, around half of all deaths were due to COVID-19 infection. Again, these data are in keeping with observations in the general population and, of course, serve to highlight the importance of preventative measures, such as mask-wearing and handwashing, physical distancing, and timely vaccination to mitigate infection and its severity [15].

The strength of this study is based on the large patient cohort and its international and multicenter design. However, limitations may include missing data, which likely relate to difficulties encountered in monitoring outpatients, resultant from lockdown restrictions brought into force in virtually all the countries during the follow-up period of the survey. Furthermore, our study design did not investigate the country policies to prevent COVID-19 infection during the period of the data collection, a factor that could have contributed to the differences observed among countries. Nevertheless, the results of this unique study on COVID-19 infection in HPN-dependent patients are in keeping with the impact of the infection on the general population, as well as on patients requiring HD for CKD, which is a useful proxy model of disease.

In conclusion, in patients on HPN for CIF, the incidence of COVID-19 infection differed greatly among countries and was asymptomatic or led to only mild symptoms in the majority of cases but was the cause of death in a consistent number of infected patients. COVID-19 infection, infection severity and lack of vaccination were associated with a higher risk of death. The results highlight the importance of measures to prevent infection.

Figure 3. Cumulative cases of COVID-19 infection in patients on home parenteral nutrition (HPN), from March 1st, 2020 to March 1st, 2021 and cumulative cases per 100 thousand population from the beginning of the pandemic (January 2020) to February 28th, 2021, as reported by the World Health Organization (WHO), in the individual countries.

Journal Pre-proof



Supplementary table 1. Patient cohort included in the survey by country, categorized according to the Covid-19 infection status and the infection rate, calculated in those with known infection status.

Country	Patients n.	Covid-19 infection status			Infection in patients with known infection status		
		Not reported n.	Unknown n.	Known n.	No n.	Yes n.	Incidence of infection %
France	887	57	472	358	311	47	13.1
Poland	806	64	448	294	267	27	9.2
Italy	675	98	101	476	432	44	9.2
United States	639	23	298	318	298	20	6.3
United Kingdom	626	14	333	279	232	47	16.8
Belgium	304	0	10	294	280	14	4.8
Israel	239	45	162	32	25	7	21.9
Denmark	145	0	145	0			
Spain	128	1	0	127	119	8	6.3
Australia	82	1	1	80	80	0	0.0
Argentina	68	2	9	57	46	11	19.3
Sweeden	57	4	7	46	44	2	4.3
Germany	46	0	46	0			
Finland	32	0	0	32	30	2	6.3
Croatia	32	1	0	31	27	4	12.9
Thailand	28	0	0	28	28	0	0.0
Brazil	17	1	0	16	14	2	12.5
Bulgaria	16	0	0	16	13	3	18.8
Hungary	15	7	7	1	0	1	100.0
Mexico	9	0	0	9	9	0	0.0
Latvia	5	0	0	5	3	2	40.0
Malaysia	3	0	0	3	3	0	0.0
Turkey	1	0	0	1	1	0	0.0
Total	4860	318	2039	2503	2262	241	9.6

Journal Pre-proof

Acknowledgements

Contributing coordinators and centers by country

Argentina

Adriana N. Crivelli, Hector Solar Muñiz; Unidad de Soporte Nutricional, Rehabilitación y Trasplante de Intestino, Hospital Universitario Fundacion Favaloro, Buenos Aires, Argentina

Australia

Brooke R. Chapman; Austin Health, Melbourne

Looi C. Ee; Queensland Children's Hospital, Brisbane, Australia

Margie O'Callaghan; Flinders Medical Centre, Adelaide

Emma Osland; Royal Brisbane and Women's Hospital, Herston

Belgium

Marianna Arvanitakis; Erasme University Hospital, ULB, Brussels

Tim Vanuytsel, Nathalie Lauwers, Karlien Geboers, Marleen Pijpops; University Hospital Leuven; Leuven Intestinal Failure and Transplantation (LIFT), Leuven;

Andre Van Gossum; Medico-Surgical Department of Gastroenterology, Hôpital Erasme, Free University of Brussels, Belgium

Brazil

Mariana Hollanda Martins da Rocha; Hospital das Clinicas da Faculdade de Medicina da Universidade de São Paulo, São Paulo

Bulgaria

Maryana Doitchinova-Simeonova; Bulgarian Association of Patients with Malnutrition, Sofia

Croatia

Zeljko Krznaric, Dina Ljubas Kelecic; University Hospital Centre Zagreb, Zagreb

Sanja Kolaček; Children's Hospital Zagreb, Zagreb

Denmark

Henrik Højgaard Rasmussen; Center for Nutrition and Bowel Disease, Aalborg University Hospital, Aalborg

Finland

Laura Merras-Salmio, Mikko Pakarinen; Helsinki University Hospital, Children's Hospital, Helsinki

France

Cecile Chambrier; Hospices Civils de Lyon, Centre Hospitalier Lyon Sud, Lyon

Francisca Joly, Vanessa Boehm, Julie Bataille, Lore Billiauws; Beaujon Hospital, Clichy

Sabrina Layec; Digestive and Nutritional Rehabilitation Unit/Artificial Nutrition Unit, Clinique Saint-Yves, Rennes

Florian Poullenot; CHU de Bordeaux, Hôpital Haut-Lévêque, Pessac

Stéphane M. Schneider, Hélène Lapeyre; CHU Archet, Nice

David Seguy; CHRU de Lille, Lille

Ronan Thibault; Nutrition unit, CHU Rennes, Nutrition Metabolisms and Cancer institute, NuMeCan, INRA, INSERM, Université Rennes, Rennes

Germany

Georg Lamprecht; University Medical Center Rostock, Rostock

Hungary

Laszlo Czako, First Department of Internal Medicine University of Szeged, Szeged

Israel

Ana Guz Mark, Shamir Raanan; Institute of Gastroenterology, Nutrition and Liver Diseases, Schneider Children's Medical Center of Israel, Petach-Tikva

Miriam Theilla, Pierre Singer; Rabin Medical Center, Petach Tikva

Italy

Umberto Aimasso, Merlo F. Dario; Città della Salute e della Scienza, Turin

Lorenzo D'Antiga, Michela Bravi; Paediatric Hepatology, Gastroenterology and Transplantation. "Papa Giovanni XXIII" Hospital, Bergamo

Luisa Masconale; ULSS 22 Ospedale Orlandi, Bussolengo (VE)

Paolo Gandullia, Tommaso Bellini; G. Gaslini Institute for Child Health, Genoa

Francesco W. Guglielmi, Nunzia Regano; Gastroenterology Unit, Monsignor di Miccoli Hospital, Barletta, Italy

Paolo Orlandoni; Nutrizione Clinica-Centro di Riferimento Regionale NAD, IRCCS-INRCA, Ancona, Italy

Antonella Lezo; Department of Clinical Nutrition, OIRM-S. Anna Hospital, Città della Salute e della Scienza, Turin

Lidia Santarpia, Maria Carmen Pagano; Federico II University, Napoli

Anna Simona Sasdelli, Loris Pironi; IRCCS S. Orsola University Hospital, Bologna

Corrado Spaggiari; AUSL di Parma, Parma

Maria I. Spagnuolo; Section of Paediatrics, Department of Translational Medical Science, University of Naples Federico II, Naples

Marina Taus, Debora Busni; Ospedali Riuniti, Ancona

Giovanna Verlato; Paediatric Nutrition Service-Neonatal Intensive Care Unit, University Hospital of Padova, Padova, Italy

Latvia

Georgijs Moisejevs; Riga East University Hospital, Riga

Malaysia

Mohammad Shukri Jahit; National Cancer Institute / Institut Kanser Negara, Putrajaya Wilayah, Persekutuan, Putrajaya

México

Aurora E. Serralde-Zúñiga; Instituto Nacional de Ciencias Médicas y Nutrición Salvador Zubirán, México City

Poland

Marcin Folwarski; M.Kopernik Hospital, Gdańsk

Marek Kunecki; M. Pirogow Hospital, Lodz

Przemysław Matras; Department of General and Transplant Surgery and Clinical Nutrition, Medical University of Lublin, Lublin

Konrad Matysiak; Centre for Intestinal Failure, Department of General, Endocrinological and Gastroenterological Surgery, Poznan University of Medical Science. Poznan

Jacek Sobocki, Zuzanna Zaczek; Centre of Postgraduate Medical Education, Warsaw

Spain

Marta Bueno Díez; Hospital Universitari Arnau de Vilanova. Lleida. Spain.

Cristina Cuerda; Hospital General Universitario Gregorio Marañón, Madrid

M. Nuria Virgili-Casa; Department of Endocrinology and Nutrition, Hospital Universitari de Bellvitge, Barcelona

Gabriel Oliveira, Susana Padin; IBIMA, IBIMA, Hospital Regional Universitario de Málaga, Universidad de Málaga, Málaga

M^a Estrella Petrina Jáuregui; Complejo Hospitalario de Navarra, Pamplona

Ana Zugasti Murillo; Hospital Virgen del Camino, Pamplona

Esther Ramos Boluda; Pediatric Gastrointestinal and Nutrition Unit, University Hospital La Paz, Madrid

María Maíz-Jiménez, Department of Endocrinology and Nutrition, Hospital 12 de Octubre, Madrid

José. Botella-Carretero, Belén Vega-Piñero; Department of Endocrinology and Nutrition-Hospital Universitario Ramón y Cajal & IRyCIS, Madrid

Pilar Serrano Aguayo; Hospital Universitario Virgen del Rocío, Sevilla

Sweden

Lars Ellegard; Sahlgrenska University Hospital, Gothenburg

Thailand

Daruneewan Warodomwicit, Settapong Jitwongwai; Faculty of Medicine Ramathibodi Hospital, Mahidol University, Bangkok

Sirinuch Chomtho; Pediatric Nutrition Research Unit, Faculty of Medicine, Chulalongkorn University, and Division of Nutrition, Department of Pediatrics, King Chulalongkorn Memorial Hospital, Bangkok, Thailand

Veeradej Pisprasert, Dr. Pranithi Hongsprabhas, Dr. Sornwichate Rattanachaiwong, and Dr. Egapong Satitkarnmanee; Division of Clinical Nutrition, Department of Medicine, Khon Kaen University, Srinagarind hospital, Khon Kaen

Narumon Densupsoontorn; Division of Nutrition, Department of Pediatrics, Faculty of Medicine Siriraj Hospital, Mahidol University, Bangkok

Turkey

Ali Tamer; Internal Medicine, Sakarya University Medical Faculty Education and Research Hospital, Sakarya

United Kingdom

Joanne Daniels; Nottingham University Hospital NHS Trust, Nottingham

Amelia Jukes, Rachel Lloyd; University Hospital of Wales, Cardiff

Simon Lal, Arun Abraham, Gerda Garside, Gavin Leahy, Michael I. Taylor; Salford Royal NHS Foundation Trust, Salford

Nicola Wyer, Nicola Burch; University Hospital, Coventry

United States of America

Manpreet S. Mundi; Division of Endocrinology, Mayo Clinic College of Medicine, Rochester, MN

Denise Jezerski, Ezra Steiger; Cleveland Clinic Foundation, Cleveland, OH

ESPEN CIF database manager and statistician: Giorgia Brilli, Department of Medical and Surgical

Sciences; University of Bologna, Italy

Funding source

The project of the ESPEN database for Chronic Intestinal Failure was promoted by the ESPEN Executive Committee in 2013, was approved by the ESPEN Council and was supported by an ESPEN grant.

Statement of authorship

LP devised the study protocol, collected the data, analyzed the results and drafted the manuscript. The Home Artificial Nutrition & Chronic Intestinal Failure Special Interest Group of ESPEN discussed and approved the protocol study, discussed the results and reviewed the manuscript before submission. Coordinators of the participating centers collected the data and reviewed the manuscript upon submission. All authors approved the final version of the manuscript before submission.

Conflict of interest statements

LP: Participation on a Data Safety Monitoring Board or Advisory Board for Takeda, Consulting fees for Takeda, Northsea, NAPO

SL: Participation on a Data Safety Monitoring Board or Advisory Board for Baxter, Takeda, NorthSea, VectivBio; Grants or contracts from any entity for Baxter, Takeda; Consulting fees for VectivBio, Takeda, Northsea; Support for attending meetings and/or travel for Takeda; Payment or honoraria for lectures for Takeda, Fresenius.

PG: none

LS: none

PO: none

NW: none

RT: Royalties or licenses for Royalties for designing the Simple Evaluation of Food Intake® (SEFI®) (Knoë, le Kremlin Bicêtre, France); Consulting fees for Nestlé Health Science; Payment or honoraria for lectures for Baxter, BBraun, Fresenius-Kabi, Nutricia; Support for attending meetings for Nutricia, NHC

PS: none

LE: none

PO: none

L D'A: none

AT: none

ND: Leadership of Pediatric Nutrition Association of Thailand Society of Parenteral Enteral Nutrition of Thailand

ASZ: Payment or honoraria for lectures for Siegfried; Consulting for Takeda; Support for attending meetings for Abbott and Nestlé.

MF: Payment or honoraria for lectures for Fresenius Kabi, B Braun, Baxter.

GV: none

MIS: none

MT: none

ERB: none

NVC: Payment or honoraria for lectures for Takeda, Nutricia; Payment for expert testimony, Support for attending meetings and Participation on a Data Safety Monitoring Board for Takeda

AL: Consulting fees, Support for attending meetings, Participation on a Data Safety Monitoring Board or Advisory Board for Nestlé; Participation on a Data Safety Monitoring Board or Advisory Board for Takeda; Payment or honoraria for lectures for baxter

LC: none

MA: none

EO: none

AGM: none

AVG: none

VP: honoraria for lectures for Thai Otsuka Pharmaceutical Co., Ltd., Abbott Laboratories Ltd., Nestle (Thai) Ltd., Fresenius Medical Care (Thailand) Ltd., Baxter Healthcare (Thailand) Co., Ltd., Mega Lifesciences PTY Ltd., Novo Nordisk Thailand

MSM: Grants or contracts from any entity for Fresenius Kabi, Nestle, Realfood Blends, VectivBio, Rockfield, Zealand; Consulting fees, Northsea; Participation on a Data Safety Monitoring Board for EndoBarrier

M D-S: none

TV: Grants or contracts from any entity for Vectiv Bio, Takeda; Consulting fees for Vectiv Bio, Zealand Pharma, Takeda, Baxter, Hamni, NorthSea Therapeutics; Payment or honoraria for lectures for Vectiv Bio, Takeda, Baxter; Support for attending meetings for Takeda, Vectiv Bio, Zealand Pharma, Fresenius Kabi; Receipt of equipment, materials, drugs for VectivBio

ZK: Support for attending meetings for Abbott, Fresenius, Nutricia, Nestle, Takeda; Leadership for Croatian Medical Association- The President

FP: none

LM: none

LCE: Consulting fees, Payment or honoraria for lecture and Support for attending meetings for Takeda

UA: Payment or honoraria for lectures for Takeda, Baxter; Support for attending meetings and Participation on a Data Safety Monitoring for Takeda

MK: none

MMJ: none

AC: none

DW: none

GO: none

CC: none

JS: Grants or contracts from any entity and for BBraun, FreseniusKabi, Nestle; Payment or honoraria for lectures for BBraun, OlimpLabs, FreseniusKabi, Baxter, Nestle; Support for attending meetings for FreseniusKabi

FWG: none

CS: none

MBD: none

DS: none

SL: none

SK: Payment or honoraria for lectures, for Abbott, Abela Farm, Danone/Nutricia, Fresenius, GM Pharma, Nestle, Nestle Nutrition Institute, Oktal Pharma, Shire/Takeda; Non-restricted grant delivered to the hospital from BioGaia

BC: none

GM: none

MHMdC: Grants or contracts, Consulting fees, Payment or honoraria, Support for attending meetings, Participation on a Data Safety Monitoring for lectures for Takeda Pharmaceutical Brazil

EPJ: none

FJ: none

DJ: none

GL: none

AZM: none

MT: none

DZ: none

MK: Payment or honoraria for manuscript writing and educational events for Nutricia, FreseniusKabi

ASS: none

GB: none

Journal Pre-proof

References

1. Zhu N, Zhang D, Wang W, Li X, Yang B, Song J, et al. A novel coronavirus from patients with pneumonia in China, 2019. *N Engl J Med* 2020;382:727–33. doi:10.1056/NEJMoa2001017.
2. Huang C, Wang Y, Li X, Ren L, Zhao J, Hu Y, et al. Clinical features of patients infected with 2019 novel coronavirus in Wuhan, China. *Lancet* 2020;395:497–506. doi:10.1016/S0140-6736(20)30183-5.
3. Wu C, Chen X, Cai Y, Xia J, Zhou X, Xu S, et al. Risk Factors Associated With Acute Respiratory Distress Syndrome and Death in Patients With Coronavirus Disease 2019 Pneumonia in Wuhan, China. *JAMA Intern Med* 2020. doi:10.1001/jamainternmed.2020.0994.
4. Hu L, Chen S, Fu Y, Gao Z, Long H, Ren H, et al. Risk Factors Associated with Clinical Outcomes in 323 COVID-19 Patients in Wuhan, China. *MedRxiv* 2020:2020.03.25.20037721. doi:10.1101/2020.03.25.20037721.
5. Pironi L, Arends J, Baxter J, Bozzetti F, Peláez RB, Cuerda C, Forbes A, Gabe S, Gillanders L, Holst M, Jeppesen PB, Joly F, Kelly D, Klek S, Irtun Ø, Olde Damink SW, Panisic M, Rasmussen HH, Staun M, Szczepanek K, Van Gossum A, Wanten G, Schneider SM, Shaffer J; Home Artificial Nutrition & Chronic Intestinal Failure; Acute Intestinal Failure Special Interest Groups of ESPEN. ESPEN endorsed recommendations. Definition and classification of intestinal failure in adults. *Clin Nutr.* 2015 Apr;34(2):171-80. doi: 10.1016/j.clnu.2014.08.017. Epub 2014 Sep 21. PMID: 25311444.
6. Allan PJ, Pironi L, Joly F, Lal S, Van Gossum A; Home Artificial Nutrition & Chronic Intestinal Failure special interest group of ESPEN. An International Survey of Clinicians' Experience Caring for Patients Receiving Home Parenteral Nutrition for Chronic Intestinal Failure During the COVID-19 Pandemic. *JPEN J Parenter Enteral Nutr.* 2021 Jan;45(1):43-49. doi: 10.1002/jpen.2050. Epub 2020 Dec 22. PMID: 33241555; PMCID: PMC7753815.
7. Pironi L, Konrad D, Brandt C, Joly F, Wanten G, Agostini F, et al. Clinical classification of adult patients with chronic intestinal failure due to benign disease: An international multicenter cross-sectional survey. *Clin Nutr* 2018;37(2):728–38.
8. Pironi L, Steiger E, Joly F, Wanten GJA, Chambrier C, Aimasso U, et al. Intravenous supplementation type and volume are associated with 1-year outcome and major complications in patients with chronic intestinal failure. *Gut.* 2020 Oct;69(10):1787–95.
9. Alfano G, Ferrari A, Magistrone R, Fontana F, Cappelli G, Basile C. The frail world of haemodialysis patients in the COVID-19 pandemic era: a systematic scoping review. *J*

- Nephrol. 2021 Oct;34(5):1387-1403. doi: 10.1007/s40620-021-01136-5. Epub 2021 Aug 21. PMID: 34417996; PMCID: PMC8379591.
10. Sosa R, Garcia P, Cipriano EO, Hernández A, Hernández EE, Chavez PI, Manchinelli A, Morales OA, Flores LE, Romero HJ, Raquéc Y, Sapón BF, Soch KE, Anand S, Sánchez-Polo V. Coronavirus Disease 2019 in Patients With End-Stage Kidney Disease on Hemodialysis in Guatemala. *Kidney Int Rep.* 2021 Apr;6(4):1110-1117. doi: 10.1016/j.ekir.2021.01.028. Epub 2021 Jan 29. PMID: 33532670; PMCID: PMC7844387.
 11. <https://usrds-adr.niddk.nih.gov/2021/supplements-covid-19-disparities/13-covid-19-supplement>.
 12. <https://usrds-adr.niddk.nih.gov/2022/supplements-covid-19-disparities/13-covid-19-supplement>
 13. <https://www.who.int/publications/m/item/weekly-epidemiological-update---2-march-2021>
 14. Wu Z, McGoogan JM. Characteristics of and Important Lessons From the Coronavirus Disease 2019 (COVID-19) Outbreak in China: Summary of a Report of 72 314 Cases From the Chinese Center for Disease Control and Prevention. *JAMA.* 2020 Apr 07;323(13):1239-1242. [PubMed: 32091533]
 15. Singh R, Kang A, Luo X, Jeyanathan M, Gillgrass A, Afkhami S, Xing Z. COVID-19: Current knowledge in clinical features, immunological responses, and vaccine development. *FASEB J.* 2021 Mar;35(3):e21409. doi: 10.1096/fj.202002662R. PMID: 33577115; PMCID: PMC7898934