



Search for top-down and bottom-up drivers of latitudinal trends in insect herbivory in oak trees in Europe

Elena Valdés-correcher, Xoaquín Moreira, Laurent Augusto, Luc L. Barbaro, Christophe Bouget, Olivier Bouriaud, Manuela Branco, Giada Centenaro, Gyorgy Csoka, Thomas Damestoy, et al.

► To cite this version:

Elena Valdés-correcher, Xoaquín Moreira, Laurent Augusto, Luc L. Barbaro, Christophe Bouget, et al.. Search for top-down and bottom-up drivers of latitudinal trends in insect herbivory in oak trees in Europe. *Global Ecology and Biogeography*, 2021, 30 (3), pp.651-665. 10.1111/geb.13244 . hal-03103928

HAL Id: hal-03103928

<https://hal.inrae.fr/hal-03103928>

Submitted on 25 May 2022

HAL is a multi-disciplinary open access archive for the deposit and dissemination of scientific research documents, whether they are published or not. The documents may come from teaching and research institutions in France or abroad, or from public or private research centers.

L'archive ouverte pluridisciplinaire **HAL**, est destinée au dépôt et à la diffusion de documents scientifiques de niveau recherche, publiés ou non, émanant des établissements d'enseignement et de recherche français ou étrangers, des laboratoires publics ou privés.

Search for top-down and bottom-up drivers of latitudinal trends in insect herbivory in oak trees in Europe

Elena Valdés-Correcher¹, Xoaquín Moreira², Laurent Augusto³, Luc Barbaro^{4,5}, Christophe Bouget⁶, Olivier Bouriaud⁷, Manuela Branco⁸, Giada Centenaro⁹, György Csóka¹⁰, Thomas Damestoy¹, Jovan Dobrosavljević¹¹, Mihai-Leonard Duduman⁷, Anne-Maïmiti Dulaurent¹², Csaba B. Eötvös¹⁰, Maria Faticov¹³, Marco Ferrante^{14,15}, Ágnes Fürjes-Mikó¹⁰, Andrea Galmán², Martin M. Gossner¹⁶, Arndt Hampe¹, Deborah Harvey¹⁷, Andrew Gordon Howe¹⁸, Yasmine Kadiri¹, Michèle Kaennel Dobbertin¹⁶, Julia Koricheva¹⁷, Alexander Kozel¹⁹, Mikhail V. Kozlov²⁰, Gábor L. Lövei¹⁴, Daniela Lupaştean⁷, Slobodan Milanović^{21,22}, Anna Mrazova^{23,24}, Lars Opgennoorth^{25,26}, Juha-Matti Pitkänen²⁷, Anna Popova²⁰, Marija Popović²¹, Andreas Prinzing²⁸, Valentin Queloz¹⁶, Tomas Roslin²⁹, Aurélien Sallé³⁰, Katerina Sam^{23,24}, Michael Scherer-Lorezen³¹, Andreas Schuldt³², Andrey Selikhovkin^{33,34}, Lassi Suominen³⁵, Ayco J. M. Tack¹³, Marketa Tahadlova^{23,24}, Rebecca Thomas¹⁷ and Bastien Castagneyrol^{1*}.

¹ BIOGECO, INRAE, Univ. Bordeaux, 33610 Cestas, France

² Misión Biológica de Galicia (MBG-CSIC), Pontevedra, Galicia, Spain

³ INRAE, Bordeaux Sciences Agro, UMR 1391 ISPA, 33882 Villenave-d'Ornon Cedex, France

⁴ DYNAFOR, University of Toulouse, INRAE, Castanet-Tolosan, France

⁵ CESCO, Sorbonne University, MNHN, CNRS, Paris, France

⁶ INRAE, 'Forest Ecosystems' Research Unit – Biodiversity team Domaine des Barres F-45290 Nogent-sur-Vernisson FRANCE

⁷ "Ştefan cel Mare" University of Suceava, Forestry Faculty, Applied Ecology Laboratory, Universităţii Street 13, Suceava, Romania

⁸ Centro de Estudos Florestais, Instituto Superior de Agronomia, Universidade de Lisboa, Portugal

⁹ Department of Land, Environment, Agriculture and Forestry, University of Padova, Viale dell'Università 16, I-35020 Legnaro (PD), Italy

¹⁰ NARIC Forest Research Institute, Department of Forest Protection, Hegyalja str. 18, 3232 Mátrafüred, Hungary

¹¹ University of Belgrade, Faculty of Forestry, Kneza Višeslava 1, 11000 Belgrade, Serbia

¹² UniLaSalle, AGHYLE, UP.2018.C101, SFR Condorcet FR CNRS 3417, FR-60026 Beauvais, France

¹³ Department of Ecology, Environment and Plant Sciences, Stockholm University, SE-106 91 Stockholm, Sweden

¹⁴ Department of Agroecology, Aarhus University, Flakkebjerg Research Centre, DK-4200 Slagelse, Denmark

¹⁵ cE3c – Centre for Ecology, Evolution and Environmental Changes/Azorean Biodiversity Group and University of the Azores, Azores, Portugal

¹⁶ Swiss Federal Research Institute WSL, 8903 Birmensdorf

¹⁷ Department of Biological Sciences, Royal Holloway University of London, Egham, UK TW20 0EX

¹⁸ Department of Geosciences and Natural Resource Management, University of Copenhagen, Frederiksberg, Denmark

¹⁹ Belarusian State Technological University, Department of Forest Protection and Wood Science, Sverdlova str. 13a, 220006 Minsk, Belarus

²⁰ Department of Biology, University of Turku, 20014 Turku, Finland

²¹ University of Belgrade, Faculty of Forestry, Kneza Višeslava 1, 11000 Belgrade, Serbia

²² Mendel University, Faculty of Forestry and Wood Technology, Zemedelska 3, 61 300 Brno, Czech Republic

²³ Biology Centre of Czech Academy of Sciences, Entomology Institute, Ceske Budejovice, 37005, Czech Republic

²⁴ University of South Bohemia, Faculty of Science, Ceske Budejovice, 37005, Czech Republic

²⁵ Swiss Federal Research Institute WSL, Biodiversity and Conservation Biology, Ecological Genetics, Zürcherstrasse 111, 8903 Birmensdorf, Switzerland

²⁶ Department of Ecology, Philipps-Universität Marburg, Karl-von-Frisch Strasse 8, 35043 Marburg

²⁷ Department of Ecology, Spatial Foodweb Ecology Group, Department of Agricultural Sciences, PO Box 27 (Latokartanonkaari 5), FI-00014 University of Helsinki, Finland

²⁸ Research Unit “Ecosystems, Biodiversity, Evolution”; Université de Rennes 1/ Centre National de la Recherche Scientifique; Campus de Beaulieu, Bâtiment 14A, 35042 Rennes, France

²⁹ Department of Ecology, P.O. Box 7044, Swedish University of Agricultural Sciences, SE-750 07 Uppsala, Sweden

³⁰ Laboratoire de Biologie des Ligneux et des Grandes Cultures, INRAE, Université d'Orléans, 45067, Orléans, France

³¹ Geobotany, Faculty of Biology, University of Freiburg, Schaezenlestr. 1, 79104 Freiburg, Germany

³² Georg-August-University Göttingen, Forest Nature Conservation, Büsgenweg 3, 37077 Göttingen, Germany

³³ St. Petersburg Forest Technical University 5 Institutskiy lane, St. Petersburg 194021, Russia

³⁴ St. Petersburg State University 13B Universitetskaya Emb., St. Petersburg 199034, Russia

³⁵ Salo upper secondary school, Kaherinkatu 2, 24130 Salo, Finland

* Author for correspondence: bastien.castagneyrol@inrae.fr

Acknowledgements

This study has been carried out with financial support from the French National Research Agency (ANR) in the frame of the Investments for the future Programme, within the Cluster of Excellence COTE (ANR-10-LABX-45). E.V.C was founded by the BiodivERsA project SPONFOREST (BiodivERsA3-2015-58). The authors warmly thank all young European citizens and their teachers who have made this study possible. They also thank professional scientists who have kindly accepted to participate in this study: Stefan K. Müller (Freie evangelische Schule Lörrach), Olga Mijón Pedreira (teacher IES Rosais 2, Vigo-Spain) and Mickael Pihain (Research Unit “Ecosystems, Biodiversité, Evolution”, University of Rennes 1 / CNRS, 35042 Rennes, France), and Chloe Mendiondo and Claire Coliaux (Department of Agroecology, Aarhus University, Flakkebjerg Research Centre, DK-4200 Slagelse, Denmark). The authors declare no competing financial interests.

81

82 **Biosketch**

83 *Elena Valdés-Correcher*: Interested on plant-herbivore interactions. More specifically, she
84 investigate the effect of different drivers of plant herbivore interactions including the effect of
85 landscape composition, climate and tree genotype on plant-herbivore relationships.

86

87 *Bastien Castagneyrol*: Interested on citizen science and on the ecology of plant-herbivore
88 interactions including predation, insect herbivory and leaf traits and how these relationships are
89 influenced by factors that act at different scales.

90

91 *Xoaquín Moreira*: Interested on plant-herbivore interactions. More specifically, interested on the
92 effect of latitude and elevation on biotic relationships.

Title: Search for top-down and bottom-up drivers of latitudinal trends in insect herbivory in oak trees in Europe

Running title: Plant-herbivore interactions in oak in Europe

Abstract

Aim

The strength of species interactions is traditionally expected to increase toward the Equator. However, recent studies have reported opposite or inconsistent latitudinal trends in the bottom-up (plant quality) and top-down (natural enemies) forces driving herbivory. In addition, these forces have rarely been studied together thus limiting previous attempts to understand the effect of large-scale climatic gradients on herbivory.

Location

Europe

Time period

2018-2019

Major taxa studied

Quercus robur

Methods

We simultaneously tested for latitudinal variation in plant-herbivore-natural enemy interactions. We further investigated the underlying climatic factors associated with variation in herbivory, leaf chemistry and attack rates in *Quercus robur* across its complete latitudinal range in Europe. We quantified insect leaf damage and the incidence of specialist herbivores as well as leaf chemistry and bird attack rates on dummy caterpillars on 261 oak trees.

Results

Climatic factors rather than latitude *per se* were the best predictors of the large-scale (geographical) variation in the incidence of gall-inducers and leaf-miners as well as in leaf nutritional content. However, leaf damage, plant chemical defences (leaf phenolics) and bird attack rates were not influenced by climatic factors or latitude. The incidence of leaf-miners increased with increasing concentrations of hydrolysable tannins, whereas the incidence of gall-

inducers increased with increasing leaf soluble sugar concentration and decreased with increasing leaf C:N ratios and lignins. However, leaf traits and bird attack rates did not vary with leaf damage.

Main conclusions

These findings help to refine our understanding of the bottom-up and top-down mechanisms driving geographical variation in plant-herbivore interactions, and urge for further examination of the drivers of herbivory on trees.

Key words: leaf chemistry, plant defences, avian insectivory, climate, artificial prey

Introduction

Ecological theory predicts that the strength of species interactions increases toward the Equator due to warmer temperatures, longer growing seasons, and higher species abundance and diversity at lower latitudes (Janzen, 1970; Schemske *et al.*, 2009). Plant species at lower latitudes commonly experience higher rates of herbivory than plants growing further from the equator (Coley & Barone, 1996; Schemske *et al.*, 2009; Lim *et al.*, 2015; Moreira *et al.*, 2018) and thus tropical plant species may evolve higher levels of anti-herbivore defences (Johnson & Rasmann, 2011; Pearse & Hipp, 2012; Abdala-Roberts *et al.*, 2016; Hahn *et al.*, 2019). While early reviews reported patterns supporting these predictions (Coley & Aide, 1991; Coley & Barone, 1996; Dyer & Coley, 2002), several studies in recent decades have found either no evidence for a latitudinal gradient in herbivory and plant defences (Moles & Westoby, 2003; Gaston *et al.*, 2004; Moles *et al.*, 2011) or increase in herbivory and defences with latitude (Gaston *et al.*, 2004; Stark *et al.*, 2008; Adams *et al.*, 2009; Martz *et al.*, 2009; Pennings *et al.*, 2009; Del-Val & Armesto, 2010; Woods *et al.*, 2012; Moreira *et al.*, 2018, 2020). Given these inconsistencies, it is of great importance to identify the mechanisms underlying the substantial variation in herbivory and plant defences across latitudes, as herbivory is an important ecological process that modulates primary productivity by altering the recruitment, mortality and growth of plants.

Latitudinal gradients can be used as ‘natural laboratories’ to study the relationship between climate and plant-herbivore interactions (De Frenne *et al.*, 2013; Kozlov *et al.*, 2015; Lim *et al.*, 2015; Moreira *et al.*, 2018). In the northern extratropical hemisphere, mean annual temperature drops by 0.73 °C and mean annual precipitation by 4.04 mm per degree of latitude northward (De Frenne *et al.*, 2013). Latitudinal variation in plant-herbivore interactions is therefore generally associated with large-scale variability in climatic conditions (Moreira *et al.*, 2018) and numerous studies demonstrate an effect of temperature and precipitation on plant traits (e.g. leaf N, phenolic compounds) (Chen *et al.*, 2013; Holopainen *et al.*, 2018; Gely *et al.*, 2019) and herbivory (Jamieson *et al.*, 2015; Gely *et al.*, 2019). However, many regions deviate from the global trend in temperature and precipitation toward higher latitudes due to their proximity to oceans or the

presence of mountains (De Frenne *et al.*, 2013), which can markedly change the relationship between latitude and plant-herbivore-predator interactions (Roslin *et al.*, 2017; Loughnan & Williams, 2019; Moreira *et al.*, 2019).

Recent work identified several potential sources of variation in the reported directions and strengths of latitudinal gradients in herbivory and plant defences (Johnson & Rasmann, 2011; Anstett *et al.*, 2016). First, theory on latitudinal gradients in herbivory and plant defences assumes a plant-centred equilibrium in which plants at low latitudes have adapted to higher herbivory levels by evolving stronger defences. However, most studies have measured either herbivory patterns or plant defences, but not both (but see Anstett *et al.*, 2015; Moreira *et al.*, 2018), leading to an incomplete understanding of the relationship between latitudinal clines and plant-herbivore interactions. Second, little attention has been paid to latitudinal variation in tritrophic dynamics (Roslin *et al.*, 2017). Herbivore natural enemies, however, can drastically modify tritrophic interactions by suppressing herbivore populations or reducing herbivore feeding (Rosenheim, 1998; Maguire *et al.*, 2015). In the few published studies exploring latitudinal patterns in natural enemy activity, authors have found no variation in parasitism (Dyer & Coley, 2002; Moreira *et al.*, 2015), lower attack rates on artificial prey by ants (Roslin *et al.*, 2017), and higher (Zvereva *et al.*, 2019) or no variation (Roslin *et al.*, 2017) in attack rates on artificial prey by birds with increasing latitude. Third, while external feeders are directly exposed to enemies and adverse abiotic conditions, internal feeders (e.g., leaf-mining and gall-inducing insect herbivores) benefit from a buffered microhabitat and relative protection against enemies. It is therefore likely that latitudinal trends in tritrophic interactions would vary across herbivore feeding guilds. Thus, considering bottom-up and top-down forces simultaneously could be crucial for a comprehensive understanding of latitudinal clines in tritrophic interactions.

We aimed to test for latitudinal variation in plant-herbivore-natural enemy (*i.e.*, tritrophic) interactions, as well as the underlying climatic factors associated with variation in herbivory, bottom-up and top-down forces in the pedunculate oak (*Quercus robur*), a long-lived, common European tree. In particular, we asked the following questions: (1) Are there latitudinal clines in herbivory? (2) Is latitudinal variation in leaf chemical traits (bottom-up effects) and/or bird attack rates (top-down effects) on herbivorous insects associated with latitudinal variation in herbivory? (3) Are climatic correlates of latitude associated with clines in herbivory, leaf chemical traits and attack rates? We used data collected by professional scientists and schoolchildren across major parts of the geographical distribution range of *Q. robur*. We quantified insect leaf herbivory, leaf chemical traits (soluble sugars, nutrients and phenolics) and attack rates on dummy caterpillars placed on mature oak trees. Overall, our study attempted to refine our understanding of bottom-up and top-down mechanisms that may drive geographical variation in plant-herbivore interactions.

Material and methods

The present study involved 30 professional scientists from 14 countries and 82 school teachers (with their pupils) from 10 countries, giving a total of 112 partners from 17 European countries and covering most of the native geographic range of the pedunculate oak (**Figure 1**). Every partner received detailed instructions at the beginning of the project (Castagneyrol *et al.*, 2019). Here, we only provide a summary of these instructions. Only project partners who provided data that could be used in the present article were included.

Target species

The pedunculate oak is one of the dominant deciduous tree species in European forests and is of high ecological, economic and symbolic importance (Eaton *et al.*, 2016). Its distribution ranges from Central Spain (39°N) to southern Fennoscandia (62°N), thus this species experiences variable climatic conditions (Petit *et al.*, 2002). Pedunculate oak supports a large community of specialist and generalist herbivorous insects; especially suckers, chewers, skeletonizers, gall-inducers and leaf-miners (Southwood *et al.*, 2005; Moreira *et al.*, 2018), as well as xylophagous species (Marković & Stojanović, 2011). The wide distribution of pedunculate oak and the high diversity of associated herbivorous insects make it a suitable model species for research on the effect of climate on biotic interactions.

In total, the study included 261 mature oak trees surveyed by professional scientists (n = 115) and schoolchildren (n = 146) in 2018 (n = 148) and 2019 (n = 113) (**Figure 1**). However, not every partner measured or provided material allowing measurement of herbivory, bird attack rates and leaf chemistry simultaneously on every tree (Figure S1.1a, b and c, supplementary material).

Attack rates on dummy caterpillars

To control for latitudinal variation in environmental conditions, we matched the start of the experiment in each locality to the phenology of local oak trees. Six weeks after oak budburst, partners installed 20 dummy caterpillars per tree, *i.e.*, five caterpillars on each of four branches (facing north, south, east and west) with a minimum distance of 15 cm between caterpillars.

The project coordinators provided the same green plasticine (Staedler, Noris Club 8421, green[5]) to all partners to make the caterpillars. In order to standardize caterpillar size among partners, we made caterpillars from a 1 cm diameter ball of plasticine, and gently pressed/rolled this along a 12 cm long metallic wire until a 3 cm long caterpillar was obtained, with the wire in its center. Partners attached the caterpillars to branches by twisting the wire and left the caterpillars on trees for 15 days before recording predation marks. A second survey using the same procedure immediately followed the first one. In 2018, schoolchildren photographed every caterpillar with the suspected attack marks from any potential predatory taxon. In 2019, both schoolchildren and professional scientists sent caterpillars back to the project coordinators.

In order to be consistent and reduce bias due to multiple observers, photos and dummy caterpillars were screened by a single trained observer (first author, EVC). For each oak tree and survey period, we assessed attack rate as the proportion of dummy caterpillars with at least one attack mark. Although we asked partners to record attack rate marks left by different types of predators (in particular birds and arthropods), attacks by arthropod predators could not be verified on photos because of their low resolution. In addition, the relevance of marks left by arthropods on plasticine model prey has recently been questioned, in particular after mandibular marks were observed on lizards or frog models (Rößler *et al.*, 2018). For these reasons, we decided to discard arthropod attack rate from the study and focused on marks that were unambiguously attributed to birds, *i.e.*, conic holes or V-shaped beak marks. Attack marks left by reptiles or rodents were also disregarded, because only a few caterpillars were attacked by these potential predators. Most bird marks were directed towards the head or the body centre of the dummy caterpillars, which is typical to bird attacks and indicates prey recognition (Rößler *et al.*, 2018). We therefore refer to the proportion of dummy caterpillars with such marks as bird attack rate.

Between 2018 and 2019, 137 partners installed 12,760 dummy caterpillars on 319 oak trees. Despite clear instructions regarding caterpillar installation, removal and conditioning prior to shipping, the material sent by 22 school partners was of poor quality (with no particular geographic bias) such that only caterpillars returned by 115 partners (*i.e.*, 78.4%, collected on 254 oak trees) were screened for attack marks and included in subsequent analyses (**Table S1.1; Figure 1**).

Leaf herbivory

Professional scientists and schoolchildren were instructed to collect oak leaves after the second bird attack rate survey, *i.e.*, roughly 10 weeks after oak budburst, on the same branches where dummy caterpillars were installed. They haphazardly collected 30 leaves per branch, totalling 120 leaves from which they blindly drew 60 leaves. Professional scientists oven-dried leaves for a minimum of 48 h at 45°C immediately after collection, and leaves collected by schoolchildren were oven dried upon receipt by the project coordinators, to ensure optimal conservation prior to herbivory assessment.

We used three response variables to characterise leaf herbivory: leaf damage (the percentage of leaf area that was consumed or mined by insect herbivores), incidence of leaf-miners (the proportion of leaves with leaf-mines) and incidence of gall-inducers (the proportion of leaves with galls). For each leaf, we visually assessed leaf damage (attributed to ectophagous chewing and leaf-mining organisms) following eight levels of defoliation (0%, >0-5%, >5-10%, >10-15%, >15-25%, >25-50%, >50-75%, and >75%). We then averaged leaf damage at the tree level using the midpoint of each percentage class to obtain a mean value per tree. While this measurement also included the surface covered by leaf mines (*i.e.*, internally chewed by mining larva), it excluded

both galls and punctures made by sap feeders. Leaf assessment was made by two trained observers who were blind to leaf origin to reduce unconscious bias. We expect that most of the leaf damage will be attributable to insects, as in our experience, mollusc herbivory (e.g. snails and slugs), although possible, is rare in adult oak trees. As of mites, they mostly cause discolouration that can easily be differentiated from insect herbivory. There are also few mammals consuming oak leaves, mostly rodents and ungulates, but usually they mostly consume seedlings and saplings.

Leaf chemical traits

We used leaves collected in 2018 to quantify several leaf chemical traits typically recognized as important determinants of plant quality for insect herbivores associated with oaks. Details of procedures used to analyse chemical leaf traits are reported in online Appendix S1.1.

We quantified leaf phenolics as oak defensive metabolites (Moreira *et al.*, 2018). We used only leaves collected by professional scientists in 2018. Unfortunately, we were not able to quantify other leaf defences that need to be estimated on fresh leaves (e.g. leaf toughness) because leaves were oven dried after collection to ensure optimal conservation. From each tree, we selected 10 mature, dried leaves with no evidence of insect damage and ground them to fine powder. We identified four groups of phenolic compounds: flavonoids, ellagitannins and gallic acid derivatives (“hydrolysable tannins” hereafter), proanthocyanidins (“condensed tannins” hereafter) and hydroxycinnamic acid precursors to lignins (“lignins” hereafter) (see Appendix S1.1 for further details).

We quantified C:N ratio, N:P ratio, cellulose and soluble sugars as proxies for leaf nutritional content to herbivores (Moreira *et al.*, 2019) as in many plant taxa these variables are correlated with herbivory (Mattson, 1980; Schoonhoven *et al.*, 2005; Smilanich *et al.*, 2016). We measured these traits on leaves collected by both professional scientists and schoolchildren. We ground the 50 oven dried leaves on which we scored herbivory to fine powder such that leaf nutritional traits reflected the content of leaves with different amounts of herbivore damage (see Appendix S1.1 for further details).

Statistical analysis

We were primarily interested in testing the effect of latitude on herbivory and in identifying the underlying ecological forces. We aimed to test whether the effect of latitude was driven by latitudinal gradients in climatic conditions, and by their direct and indirect consequences on leaf chemistry, herbivory and bird attack rate. We obtained temperature and precipitation data from the WorldClim database (Hijmans *et al.*, 2005) based on oak coordinates as retrieved on Google maps by project partners. Specifically, we extracted the mean temperature and precipitation from April to June, which roughly corresponded to the period when caterpillars were present on trees, irrespective of latitudinal cline in moth phenology. Yet, latitude was correlated with both

temperature (Pearson's $r = -0.85$) and precipitation ($r = -0.72$). To avoid spurious estimates of model coefficients caused by collinearity among predictors, we tested the effects of latitude and climate separately.

Specifically, we built three types of Linear Mixed-effects Models (LMM): (i) geographic models analysing the effect of latitude on herbivory, leaf chemistry and bird attack rate, (ii) climatic models in which we substituted latitude with climatic data (temperature and precipitation) and (iii) abiotic and biotic models analysing the effects of leaf chemistry and bird attack rate together with temperature and precipitation or latitude (both linear and quadratic) on herbivory. As latitudinal gradients in plant-herbivore interactions can be non-linear (following Rodríguez-Castañeda 2013 and Kozlov *et al.*, 2015), we complemented our linear analyses with quadratic models. As leaf chemistry was only measured on a subset of trees ($n = 64$), we used a subsample of the dataset to quantify relationships between herbivory with its top-down and bottom-up drivers (Table S1.1).

In every LMM, we used Partner ID as a random factor to account for the fact that some partners surveyed multiple trees. For instance, the geographic models were of the form:

$$Y = \beta_0 + \beta_1 \times \text{Year} + \beta_2 \times \text{Partner} + \beta_3 \times \text{Latitude} + \beta_4 \times \text{Latitude}^2 + \gamma + \epsilon + \sigma^2_{\text{Partner ID}}$$

where Y was the response variable, β_i model coefficient parameter estimates, Partner was the effect of partner type (the estimate for schoolchildren being compared with the estimate for professional scientists that was included in the intercept), Year was the effect of each year (2019 contrasted with 2018), Latitude (and their quadratic terms) the geographic conditions around sampled oak trees, $\sigma^2_{\text{Partner ID}}$ the random effect of Partner ID (assuming that $\gamma \in N(0, \sigma^2_{\text{Partner ID}})$ and ϵ the residuals (assuming $\epsilon \in N(0, \sigma^2_e)$). When Y was bird attack rate, we added the survey (first vs. second) as a fixed effect and Tree ID as a random effect nested within Partner ID to account for repeated measurements on the same trees. When needed, we used arcsine square-root (bird attack rate) or $\ln(x + 1)$ transformation (leaf damage, soluble sugars, N:P ratio and leaf defences) of the response variable to satisfy model assumptions.

We ran geographic and climatic models on the complete dataset including 2018 and 2019 data collected by both professional scientists and schoolchildren. Note that because not every partner provided reliable data on both bird attack rates and herbivory, the sample sizes differed between models using bird attack rate or herbivory as response variables (**Figure 1, Figure S1.1a and b**). We ran the geographic and climatic models on leaf phenolics as well as the biotic model on the 2018 data collected by scientific partners only, as we did not quantify leaf defences on leaves collected and sent by schoolchildren.

The tree-level response variables for each year and survey period (Y) were either leaf damage (% of leaf area removed and mined by herbivores), the incidence of leaf-miners or gall-inducers

(proportions), mean bird attack rate (ratio of % attacked caterpillars on exposition period) or leaf chemistry (C:N ratio, N:P ratio, soluble sugar content [g L^{-1}], cellulose content (g), concentrations of condensed or hydrolysable tannins, flavonoids or lignins [mg g^{-1} d.m.]). We scaled and centred every continuous predictor prior to modelling to facilitate comparisons of their effect sizes, and made sure that none of the explanatory variables were strongly correlated using the variance inflation factor (VIF) (all VIFs < 5). We used LMM with a Gaussian error distribution, with the exceptions of geographic, climatic and process-based models with the incidence of leaf-miners or gall-inducers as response variables. In these cases, we used Generalized LMM with a binomial error distribution and logit-link.

We analysed the data within the information theory framework (Burnham & Anderson, 2002). We first built a set of geographic and climatic models as well as nested models for each response variable separately. Biotic models (models including also leaf chemistry and bird attack rates as explanatory variables) were run on the subset of samples where all data were measured simultaneously. We then applied a procedure of model selection based on AIC corrected for small sample size (AICc). In the first step, we ranked the models according to the difference in AICc between a given model and the model with the lowest AICc (ΔAICc). Models within 2 ΔAICc units of the best model (*i.e.*, the model with the lowest AICc) are generally considered as equally likely. We also computed AIC weight (w_i) that is the probability a given model to be the best model among the set of candidate models examined, as well as the relative variable importance (RVI) as the sum of w_i of every model including this variable. When several models competed with the best model (*i.e.*, when multiple models were such that their $\Delta\text{AICc} < 2$), we applied a procedure of multimodel inference building a consensus model including the variables in the set of best models. We then averaged their effect size across all the models in the set of best models, using variable w_i as a weighting parameter (*i.e.*, model averaging). We considered that a given predictor had a statistically significant effect on the response variable when its confidence interval excluded zero.

In the results section, we report the degrees of freedom, log-likelihood, AICc, ΔAICc (delta), w_i and the variance explained by fixed and fixed plus random factors (R^2_m and R^2_c , respectively) (Nakagawa & Schielzeth, 2013) for every model, as well as averaged coefficient parameter estimates and RVI for all variables present in the set of competing best models. When appropriate, we plotted the relationship between raw data and explanatory variables together with the predictions of simplified models, holding undisplayed predictors constant. All analyses were run in the R language environment (Team, 2018) with packages *MuMIn* (Bartoń, 2018) and *lme4* (Bates *et al.*, 2018).

Results

Latitudinal and climatic gradients in herbivory, leaf chemistry and bird attack rates

Herbivores damaged on average (\pm se) 8.7 ± 0.4 % of leaf area ($n = 182$ trees, see **Table S1.1** for details). Model simplification identified the null model as the best model given the model set, indicating that none of the predictors had a consistent effect on leaf damage (**Figure 2j, k and l, Table S2.1**).

Insect galls were present on 7.1 ± 0.6 % of the inspected leaves ($n = 182$, **Table S1.1**). In the set of best models (**Table S2.1; Figure S1.3**), the incidence of gall-inducers increased linearly with increasing spring temperature (**Figure 2e**) and peaked at intermediate levels of spring precipitation (**Figure 2f**). It was on average higher in 2018 than in 2019 (**Figure S1.2**). Other predictors had no significant effects on the incidence of gall-inducers (**Figure 2d**).

Leaf-miners were present on 18.2 ± 1.3 % of the inspected leaves (**Table S1.1**). In the set of best models (**Table S2.1; Figure S1.3**), the incidence of leaf-miners peaked at intermediate mean spring temperatures (**Figure 2h**) and decreased linearly with increasing spring precipitation (**Figure 2i**). It was significantly higher in 2018 than in 2019 (**Figure S1.2**), and higher in leaves sampled by professional scientists than in those sampled by schoolchildren.

Some oak traits related to nutritional content, but not phenolic compounds, covaried with climate and latitude (**Table S1.1**). Specifically, leaf soluble sugar content (3.7 ± 0.2 g·L⁻¹, $n = 114$, **Table S1.1**) decreased with increasing precipitation (**Figure 3a**). Leaf C:N ratio (18.6 ± 0.2 , $n = 114$, **Table S1.1**) increased non-linearly with latitude (with concave up shape, **Figure 3b**) and was on average lower in leaves collected by professional scientists than those collected by schoolchildren. None of the predictors had a significant effect on N:P or cellulose content (**Table S1.1**).

From a total of 10,000 exposed dummy caterpillars, 2,390 had bird beak marks (*i.e.*, 23.9%). Model selection identified the null model as the best model, with no other competing model within two units of Δ AICc of the best model.

Mechanisms underlying latitudinal and climatic variation in herbivory

Using a data subset limited to trees for which information on herbivory, leaf traits and bird predation rates was available, model selection identified the null model as the best model, indicating that none of the examined biotic and abiotic predictors had a significant effect on leaf damage (**Table S2.2**).

When leaf chemistry was included in the model, the incidence of gall-inducers increased with increasing soluble sugar concentration and decreased with increasing C:N ratio and lignin concentration (**Figure 4**), whereas the positive relationship between temperature and gall-inducers disappeared. When leaf traits were included in the models, the incidence of gall-inducers increased non-linearly with increasing latitude. The relative importance of leaf chemistry predictors (RVI = 0.65) was however higher than that of latitude (RVI = 0.05) or temperature (RVI = 0.30, **Figure S1.4**).

Leaf-miner incidence increased with increasing concentration of hydrolysable tannins. The relationship between temperature and leaf-miners remained significant, suggesting independent effects of leaf defences and temperature on leaf-miners. Other predictors had no significant effects on leaf-miners (**Figure 4; Table S2.2**).

Discussion

We found no evidence that either herbivory, oak chemical traits or bird attack rates varied with latitude linearly or non-linearly. Our work therefore supports the growing number of studies that have recently questioned the common view that biotic interactions are generally stronger at lower latitudes (Moles *et al.*, 2011; Mottl *et al.*, 2020). Several arguments may explain the absence of latitudinal patterns in herbivory or plant defences. On the one hand, Moles & Ollerton (2016) argued that the latitudinal herbivory-defence hypothesis should simply be dismissed because it is not convincingly supported despite decades of research. On the other hand, Anstett *et al.* (2016) called for a refinement of the concepts and methods in the field. We align with the latter perspective and henceforth discuss ecological sources of variation that may have obscured latitudinal patterns, and argue these could be real rather than methodological artefacts.

Herbivory responded to climate rather than to latitude, but in a guild-specific manner—

Variation in the incidence of gall-inducers and leaf-miners, but not in leaf damage, was associated with variation in temperature and precipitation, rather than with latitude *per se* (Anstett *et al.*, 2018; Moreira *et al.*, 2018; Loughnan & Williams, 2019). The absence of a climatic or geographic effect on leaf damage is in line with previous reviews and meta-analyses that have shown herbivory does not vary consistently along climatic or geographic gradients (Moles *et al.*, 2011; Moles & Ollerton, 2016). Our analysis suggests that different herbivore species or guilds may be differently affected by abiotic conditions, such that grouping different types of herbivores may prevent the detection of patterns for each herbivore type (Abdala-Roberts *et al.*, 2015; Moreira *et al.*, 2015; Anstett *et al.*, 2016).

In line with this explanation, we found that the incidence of gall-inducers and leaf-miners was associated with broad scale climatic conditions. Specifically, the incidence of both gall-inducers and leaf-miners increased with increasing temperature, but the shape of this relationship was accelerating for gall-inducers and decelerating (*i.e.*, convex) for leaf-miners (**Figure 5**). Although we did not identify species of leaf-miners, this result is in line with that of Kozlov *et al.* (2013) who found that in northern Europe, the diversity of leaf miners on birch trees increased linearly toward lower latitudes and was most likely associated with the direct impact of temperature, especially during cold years. We also found that the incidence of gall-inducers peaked at intermediate precipitation (Blanche & Ludwig, 2001; Leckey *et al.*, 2014) whereas leaf-miners decreased significantly with precipitation. It has been hypothesized that endophagous feeding modes such as galling and mining have evolved partly as adaptation to abiotic factors such as UV radiation

and desiccation (Fernandes & Price, 1992; Connor *et al.*, 1997; Danks, 2002). If so, gall-inducers and leaf-miners may be expected to be more common in the warmest and driest parts of the pedunculate oak range and at low latitudes where the light intensity is markedly higher (Fernandes & Price, 1992; Lara & Fernandes, 1996; Price *et al.*, 1998; Cuevas-Reyes *et al.*, 2004). However, even within the gall-inducer and leaf-miner groups, relationships to climate are highly variable among species and years (Blanche, 2000; Sinclair & Hughes, 2010; Kozlov *et al.*, 2013, 2016), thus suggesting that other factors are also important in the incidence of gall-inducers and leaf-miner herbivores.

Leaf chemical traits had an inconsistent response to latitude and climate—

We did not find detectable latitudinal and climatic gradients in plant chemical defences. This contradicts the Latitudinal Herbivory Defence Hypothesis which predicts that plant species at lower latitudes experience higher mean rates of herbivory than their temperate counterparts (Coley & Barone, 1996; Schemske *et al.*, 2009; Lim *et al.*, 2015) and, for this reason, should have evolved higher levels of anti-herbivore defences (Rasmann & Agrawal, 2011; Pearse & Hipp, 2012). However, the generality of this hypothesis is currently under debate (Moles & Ollerton, 2016). Several studies found no evidence for a latitudinal gradient in herbivory and plant defences (Moles *et al.*, 2011) while others did (Salgado & Pennings, 2005; Woods *et al.*, 2012); there is also mixed evidence when comparing different herbivore species or plant defensive traits (Anstett *et al.*, 2015; Moreira *et al.*, 2015, 2018). A plausible explanation for the lack of latitudinal gradients in oak defences may be that there is no latitudinal gradient in leaf damage, hence there is no reason for latitudinal gradient for defences to exist either. It could also be that we sampled leaves at the middle of the growing season rather than at the end, and we did not measure constitutive and induced defences separately. This is an insightful point because oak leaves may have differentially accumulated phenolics in response to herbivory (*i.e.*, induced defences) or have experienced marked differences in light intensity toward the end of the growing season (Karolewski *et al.*, 2013). Furthermore, despite attempts to synchronize phenology across sites, seasonal changes in oak chemical defences (Salminen & Karonen, 2011) might have masked latitudinal patterns in defences. Therefore, further studies should include measurements at multiple time points during the growing season and distinguish between different types of defences, including physical vs. chemical defences (Wang *et al.*, 2018) as well as constitutive vs. induced defences (Anstett *et al.*, 2018) in order to address latitudinal gradients in plant defence more comprehensively.

Some leaf traits related to leaf nutrient content were associated with latitude or climatic conditions, but their overall response was inconsistent. Leaf C:N ratio and sugar content varied along latitudinal and climatic gradients, respectively. The leaf C:N ratios were lowest at intermediate latitudes. This outcome may be due to temperature-related plant physiological stoichiometry and biogeographical gradients in soil substrate age (limitation of soil N at higher

latitudes) (Reich & Oleksyn, 2004). Leaf soluble sugar content decreased with increasing precipitation (Cao *et al.*, 2018). Soluble sugars, especially glucose and fructose, accumulate together with other osmolytes during drought (Nio *et al.*, 2011), resulting in high concentration in areas where precipitation is low.

Predation rate was not influenced by latitude or climatic conditions—

We found no latitudinal or climatic gradients in bird attack rates on dummy caterpillars (**Figure 5**). These results agree with the large-scale study performed by Roslin *et al.* (2017) who found an increase of the activity of predatory arthropods in several plant species toward the Equator, but no significant trend in avian predation. Several factors may explain the lack of response of avian predation to latitudinal or climatic gradients. First, some bird species are distributed through migration allowing them to breed at higher latitudes, resulting in a constant predation rate across climatic and geographical clines (Dufour *et al.*, 2020). In contrast, other predators with lower mobility such as arthropods (e.g. ants, ladybirds) are much more abundant at lower latitudes, resulting in a higher selection pressure toward the Equator (Roslin *et al.*, 2017). Second, bird communities are more influenced by forest habitat composition at lower latitudes, and more by food availability at higher latitudes (Charbonnier *et al.*, 2016) where the diet variability is lower (Barnagaud *et al.*, 2019), suggesting a stronger effect of local habitat features (e.g. resource availability and habitat suitability) than climatic gradients. Third, we cannot exclude that the lack of latitudinal trend in bird attack rates resulted from methodological limitations due to the fact that we only exposed green dummy caterpillars in low hanging branches. Birds depend more on food accessibility than abundance *per se*, so that the exact location of dummy caterpillars regarding factors such as edge, light contrast and shrubby understory may have modified the perception and the accessibility to the prey (Zvereva *et al.*, 2019).

Mechanisms underlying latitudinal and climatic variation in herbivory—

We did not find any statistically significant relationship between leaf damage and leaf chemical traits. Although we cannot exclude that unmeasured traits (e.g. leaf toughness, inducible defences) may have correlated with herbivory, our results disqualify large-scale variation in bottom-up forces as important drivers of overall leaf damage at a continental scale. In contrast, the incidence of gall-inducers and leaf-miners was partially related to the variability in several leaf chemical traits (**Figure 5**). For instance, the incidence of gall-inducers increased with increasing leaf soluble sugars and N concentrations, which is consistent with gall-inducers being metabolic sinks (Huang *et al.*, 2014). However, the effect of precipitation on leaf-miners was likely indirectly mediated by climatic variation in defences, as such an effect became non-significant once hydrolysable tannins were included in the model. Similarly, the effects of temperature and precipitation on gall-inducers were indirectly mediated by climatic variation in defences, as such effects were also non-significant after soluble sugars, N concentrations and lignins were included

in the models. These results agree with previous studies reporting indirect effects (via leaf defences) of climate on herbivory (Anstett *et al.*, 2018; Moreira *et al.*, 2018). For instance, Anstett *et al.* (2018) found indirect effects of climate on herbivory in 80 species of evening primroses, which were mediated by leaf chemicals (total phenolics and oenothien A). However, these conclusions need to be considered with caution because the dataset used to test the effect of bottom-up and top-down forces on herbivory along large-scale latitudinal and climatic gradients of the biotic and abiotic models only consisted of a subset of the complete dataset used in the geographic and climatic models.

We found no evidence that bird attack rate drove large-scale variability in herbivory. This result is in line with a recent study by Zverev *et al.* (2020) who found that birds are unlikely to shape the spatial patterns of insect herbivory in an Arctic ecosystem. More generally, associations between bird insectivory and insect herbivores can be positive (Mäntylä *et al.*, 2014; Gunnarsson *et al.*, 2018), negative (Maguire *et al.*, 2015; Kozlov *et al.*, 2017) or non-significant (Moreira *et al.*, 2019; Valdés-Correcher *et al.*, 2019), depending on the study and methods used. Arthropod predators (e.g. ants, ladybirds) play an important role in limiting herbivore populations and may respond to large-scale variation in climatic conditions at greater extent than vertebrate predators (Roslin *et al.*, 2017; Zvereva *et al.*, 2019). For example, a meta-analysis conducted by Rodríguez-Castañeda (2013) found that ant predation on herbivores significantly increase at higher temperatures and precipitations, indicating that plants growing under warmer and wetter conditions exhibit lower levels of herbivory. Besides, birds are considered intraguild predators that not only eat insect herbivores but also arthropod predators (Gunnarsson, 2007) and intraguild predation may weaken herbivore suppression (Finke & Denno, 2005). Unfortunately, we were not able to quantify predation rates by such arthropods nor intraguild predation, which weakens our conclusions about the potential role of predators across climatic gradients.

Conclusion — By simultaneously investigating bottom-up and top-down forces driving herbivory along latitudinal and climatic clines in a widespread tree species in Europe, this study brings some new insights into the vivid debate about latitudinal variation in the direction and strength of biotic interactions (Schemske *et al.*, 2009; Moles *et al.*, 2013; Anstett *et al.*, 2016; Roslin *et al.*, 2017). We found no evidence that latitude or climate influenced insect herbivores feeding on oaks, but we found that climatic factors rather than latitude *per se* were the best predictors of the large-scale variation in the incidence of leaf-miner and gall-inducer herbivores as well as in variation in leaf nutritional content. In sharp contrast, we found no evidence that plant chemical defences and bird attack rates were influenced by latitude or climatic factors, which conflicts with the dominant view in ecology (Moles & Ollerton, 2016; Roslin *et al.*, 2017; Zvereva *et al.*, 2019). Because unravelling causes of latitudinal variation in the strength of biological interactions is one of the common approaches for the prediction of biotic interactions under global warming (Verheyen *et al.*, 2019), it is crucial that future studies simultaneously test for effects of latitude

per se and climate on herbivory by different feeding guilds (Kozlov *et al.*, 2017), as well as investigate the complexity of biotic interactions in which plant-herbivores interactions are embedded.

Data accessibility

The datasets supporting this article are available via an open-access repository (<https://doi.org/10.5061/dryad.18931zcw0>).

References

- Abdala-Roberts, L., Mooney, K.A., Quijano-Medina, T., Campos-Navarrete, M.J., González-Moreno, A. & Parra-Tabla, V. (2015) Comparison of tree genotypic diversity and species diversity effects on different guilds of insect herbivores. *Oikos*, **124**, 1527–1535.
- Abdala-Roberts, L., Moreira, X., Rasmann, S., Parra-Tabla, V. & Mooney, K.A. (2016) Test of biotic and abiotic correlates of latitudinal variation in defences in the perennial herb *Ruellia nudiflora*. *Journal of Ecology*, **104**, 580–590.
- Adams, J.M., Rehill, B., Zhang, Y. & Gower, J. (2009) A test of the latitudinal defense hypothesis: Herbivory, tannins and total phenolics in four North American tree species. *Ecological Research*, **24**, 697–704.
- Anstett, D.N., Ahern, J.R., Glinos, J., Nawar, N., Salminen, J.P. & Johnson, M.T.J. (2015) Can genetically based clines in plant defence explain greater herbivory at higher latitudes? *Ecology Letters*, **18**, 1376–1386.
- Anstett, D.N., Ahern, J.R., Johnson, M.T.J. & Salminen, J.P. (2018) Testing for latitudinal gradients in defense at the macroevolutionary scale. *Evolution*, **72**, 2129–2143.
- Anstett, D.N., Chen, W. & Johnson, M.T.J. (2016) Latitudinal gradients in induced and constitutive resistance against herbivores. *Journal of Chemical Ecology*, **42**, 772–781.
- Barnagaud, J.Y., Mazet, N., Munoz, F., Grenié, M., Denelle, P., Sobral, M., Kissling, W.D., Şekercioğlu, Ç.H. & Violle, C. (2019) Functional biogeography of dietary strategies in birds. *Global Ecology and Biogeography*, **28**, 1004–1017.
- Bartoń, K. (2018) MuMIn: Multi-Model Inference. R package version 1.40. 4.
- Bates, D., Maechler, M., Bolker, B. & Walker, S. (2018) lme4: Linear Mixed-Effects Models using “Eigen” and S4.
- Blanche, K.R. (2000) Diversity of insect-induced galls along a temperature-rainfall gradient in the tropical savannah region of the Northern Territory, Australia. *Austral Ecology*, **25**, 311–318.
- Blanche, K.R. & Ludwig, J.A. (2001) Species richness of gall-inducing insects and host plants

491 along an altitudinal gradient in Big Bend National Park, Texas. *The American Midland*
 492 *Naturalist*, **145**, 219–232.

493 Burnham, K.P. & Anderson, D.R. (2002) Model selection and multimodel interference, a practical
 494 information-Theoretic approach. *2nd ed. Springer, New York, 2.*

495 Cao, Y., Li, Y. & Chen, Y. (2018) Non-structural carbon, nitrogen, and phosphorus between black
 496 locust and chinese pine plantations along a precipitation gradient on the Loess Plateau,
 497 China. *Trees - Structure and Function*, **32**, 835–846.

498 Castagneyrol, B., Valdés-Correcher, E., Kaennel Dobbertin, M. & Gossner, M.M. (2019) Predation
 499 assessment on fake caterpillars and leaf sampling: Protocol for partner schools.
 500 *protocols.io*.

501 Charbonnier, Y.M., Barbaro, L., Barnagaud, J.Y., Ampoorter, E., Nezan, J., Verheyen, K. & Jactel,
 502 H. (2016) Bat and bird diversity along independent gradients of latitude and tree
 503 composition in European forests. *Oecologia*, **182**, 529–537.

504 Chen, Y., Han, W., Tang, L., Tang, Z. & Fang, J. (2013) Leaf nitrogen and phosphorus
 505 concentrations of woody plants differ in responses to climate, soil and plant growth form.
 506 *Ecography*, **36**, 178–184.

507 Coley, P.. & Barone, J.. (1996) Herbivory and plant defenses in tropical forests. *Annual Review of*
 508 *Ecology and Systematics*, **27**, 305–335.

509 Coley, P.D. & Aide, T.M. (1991) Comparison of herbivory and plant defences in temperate and
 510 tropical broad-leaved forests. *Plant–animal interactions: Evolutionary ecology in tropical*
 511 *and temperate regions*, 25–49.

512 Connor, E.F., Taverner, M.P., Oikos, S. & May, N. (1997) The evolution and adaptive significance
 513 of the leaf-mining habit. *Nordic Society Oikos*, **79**, 6–25.

514 Cuevas-Reyes, P., Quesada, M., Hanson, P., Dirzo, R. & Oyama, K. (2004) Diversity of gall-
 515 inducing insects in a Mexican tropical dry forest: The importance of plant species richness,
 516 life-forms, host plant age and plant density. *Journal of Ecology*, **92**, 707–716.

517 Danks, H. V (2002) Modification of adverse conditions by insects. *Oikos*, **99**, 10–24.

518 Del-Val, E. & Armesto, J.J. (2010) Seedling mortality and herbivory damage in subtropical and
 519 temperate populations: Testing the hypothesis of higher herbivore pressure toward the
 520 tropics. *Biotropica*, **42**, 174–179.

521 Dufour, P., Descamps, S., Chantepie, S., Renaud, J., Guéguen, M., Schiffers, K., Thuiller, W. &
 522 Lavergne, S. (2020) Reconstructing the geographic and climatic origins of long-distance bird
 523 migrations. *Journal of Biogeography*, **47**, 155–166.

- 524 Dyer, L.A. & Coley, P.D. (2002) *Tritrophic interactions in tropical versus temperate communities*.
525 *Multitrophic Level Interactions*, pp. 67–88.
- 526 Eaton, E., Caudullo, G., Oliveira, S. & de Rigo, D. (2016) *Quercus robur* and *Quercus petraea*.
527 *European Atlas of Forest Tree Species*, 160–163.
- 528 Fernandes, G.W. & Price, P.W. (1992) International association for ecology the adaptive
529 significance of insect gall distribution: survivorship of species in xeric and mesic habitats.
530 *Oecologia*, **90**, 14–20.
- 531 Finke, D.L. & Denno, R.F. (2005) Predator diversity and the functioning of ecosystems: The role
532 of intraguild predation in dampening trophic cascades. *Ecology Letters*, **8**, 1299–1306.
- 533 De Frenne, P., Graae, B.J., Rodríguez-Sánchez, F., Kolb, A., Chabrierie, O., Decocq, G., De Kort, H.,
534 De Schrijver, A., Diekmann, M., Eriksson, O., Gruwez, R., Hermy, M., Lenoir, J., Plue, J.,
535 Coomes, D.A. & Verheyen, K. (2013) Latitudinal gradients as natural laboratories to infer
536 species' responses to temperature. *Journal of Ecology*, **101**, 784–795.
- 537 Gaston, K.J., Genney, D.R., Thurlow, M. & Hartley, S.E. (2004) The geographical range structure
538 of the holly leaf-miner. IV. Effects of variation in host-plant quality. *Journal of Animal*
539 *Ecology*, **73**, 911–924.
- 540 Gely, C., Laurance, S.G.W. & Stork, N.E. (2019) How do herbivorous insects respond to drought
541 stress in trees? *Biological Reviews*, **95**, 434–448.
- 542 Gunnarsson, B. (2007) Bird predation on spiders: Ecological mechanisms and evolutionary
543 consequences. *Journal of Arachnology*, **35**, 509–529.
- 544 Gunnarsson, B., Wallin, J. & Klingberg, J. (2018) Predation by avian insectivores on caterpillars is
545 linked to leaf damage on oak (*Quercus robur*). *Oecologia*, **188**, 733–741.
- 546 Hahn, P.G., Agrawal, A.A., Sussman, K.I. & Maron, J.L. (2019) Population variation,
547 environmental gradients, and the evolutionary ecology of plant defense against herbivory.
548 *American Naturalist*, **193**, 20–34.
- 549 Hijmans, R.J., Cameron, S.E., Parra, J.L., Jones, P.G. & Jarvis, A. (2005) Very high resolution
550 interpolated climate surfaces for global land areas. *International Journal of Climatology*, **25**,
551 1965–1978.
- 552 Holopainen, J.K., Virjamo, V., Ghimire, R.P., Blande, J.D., Julkunen-Tiitto, R. & Kivimäenpää, M.
553 (2018) Climate change effects on secondary compounds of forest trees in the Northern
554 Hemisphere. *Frontiers in Plant Science*, **9**, 1–10.
- 555 Huang, M.Y., Huang, W.D., Chou, H.M., Lin, K.H., Chen, C.C., Chen, P.J., Chang, Y.T. & Yang, C.M.
556 (2014) Leaf-derived cecidomyiid galls are sinks in *Machilus thunbergii* (Lauraceae) leaves.
557 *Physiologia Plantarum*, **152**, 475–485.

- 558 Jamieson, M.A., Schwartzberg, E.G., Raffa, K.F., Reich, P.B. & Lindroth, R.L. (2015) Experimental
559 climate warming alters aspen and birch phytochemistry and performance traits for an
560 outbreak insect herbivore. *Global Change Biology*, **21**, 2698–2710.
- 561 Janzen, D.H. (1970) Herbivores and the number of tree species in Tropical forests. *American*
562 *Naturalist*, **104**, 501–528.
- 563 Johnson, M.T.J. & Rasmann, S. (2011) The latitudinal herbivory-defence hypothesis takes a
564 detour on the map. *New Phytologist*, **191**, 589–592.
- 565 Karolewski, P., Giertych, M.J., Zmuda, M., Jagodziński, A.M. & Oleksyn, J. (2013) Season and light
566 affect constitutive defenses of understory shrub species against folivorous insects. *Acta*
567 *Oecologica*, **53**, 19–32.
- 568 Kozlov, M. V., Lanta, V., Zverev, V., Rainio, K., Kunavin, M.A. & Zvereva, E.L. (2017) Decreased
569 losses of woody plant foliage to insects in large urban areas are explained by bird
570 predation. *Global Change Biology*, **23**, 4354–4364.
- 571 Kozlov, M. V., Lanta, V., Zverev, V. & Zvereva, E.L. (2015) Global patterns in background losses of
572 woody plant foliage to insects. *Global Ecology and Biogeography*, **24**, 1126–1135.
- 573 Kozlov, M. V., van Nieukerken, E.J., Zverev, V. & Zvereva, E.L. (2013) Abundance and diversity of
574 birch-feeding leafminers along latitudinal gradients in northern Europe. *Ecography*, **36**,
575 1138–1149.
- 576 Kozlov, M. V., Skoracka, A., Zverev, V., Lewandowski, M. & Zvereva, E.L. (2016) Two birch
577 species demonstrate opposite latitudinal patterns in infestation by gall-making mites in
578 northern Europe. *PLoS ONE*, **11**, 1–15.
- 579 Lara, C.F. & Fernandes, G. W. (1996) The highest diversity of galling insects: Serra do Cipo ,
580 Brazil. *Biodiversity Letters*, **3**, 111–114.
- 581 Leckey, E.H., Smith, D.M., Nufio, C.R. & Fornash, K.F. (2014) Oak-insect herbivore interactions
582 along a temperature and precipitation gradient. *Acta Oecologica*, **61**, 1–8.
- 583 Lim, J.Y., Fine, P.V.A. & Mittelbach, G.G. (2015) Assessing the latitudinal gradient in herbivory.
584 *Global Ecology and Biogeography*, **24**, 1106–1112.
- 585 Loughnan, D. & Williams, J.L. (2019) Climate and leaf traits, not latitude, explain variation in
586 plant–herbivore interactions across a species’ range. *Journal of Ecology*, **107**, 913–922.
- 587 Maguire, D.Y., Nicole, T., Buddle, C.M. & Bennett, E.M. (2015) Effect of fragmentation on
588 predation pressure of insect herbivores in a north temperate deciduous forest ecosystem.
589 *Ecological Entomology*, **40**, 182–186.
- 590 Mäntylä, E., Blande, J.D. & Klemola, T. (2014) Does application of methyl jasmonate to birch

591 mimic herbivory and attract insectivorous birds in nature? *Arthropod-Plant Interactions*, **8**,
592 143–153.

593 Marković, C. & Stojanović, A. (2011) Phloemophagous and xylophagous insects, their
594 parasitoids, predators and inquilines in the branches of the most important oak species in
595 Serbia. *Biologia*, **66**, 509–517.

596 Martz, F., Peltola, Rainer, Fontanay, S., Duval, R.E., Riitta, J.T. & Stark, S. (2009) Effect of latitude
597 and altitude on the terpenoid and soluble phenolic composition of juniper (*Juniperus*
598 *communis*) needles and evaluation of their antibacterial activity in the boreal zone. *Journal*
599 *of Agricultural and Food Chemistry*, **57**, 9575–9584.

600 Mattson, W.J. (1980) Herbivory in relation to plant nitrogen content. *Annual Review of Ecology*
601 *and Systematics*, **11**, 119–161.

602 Moles, A.T., Bonser, S.P., Poore, A.G.B., Wallis, I.R. & Foley, W.J. (2011) Assessing the evidence
603 for latitudinal gradients in plant defence and herbivory. *Functional Ecology*, **25**, 380–388.

604 Moles, A.T. & Ollerton, J. (2016) Is the notion that species interactions are stronger and more
605 specialized in the tropics a zombie idea? *Biotropica*, **48**, 141–145.

606 Moles, A.T., Peco, B., Wallis, I.R., Foley, W.J., Poore, A.G.B., Seabloom, E.W., Vesk, P.A., Bisigato,
607 A.J., Cella-Pizarro, L., Clark, C.J., Cohen, P.S., Cornwell, W.K., Edwards, W., Ejrnæs, R.,
608 Gonzales-Ojeda, T., Graae, B.J., Hay, G., Lumbwe, F.C., Magaña-Rodríguez, B., Moore, B.D.,
609 Peri, P.L., Poulsen, J.R., Stegen, J.C., Veldtman, R., von Zeipel, H., Andrew, N.R., Boulter,
610 S.L., Borer, E.T., Cornelissen, J.H.C., Farji-Brener, A.G., Degabriel, J.L., Jurado, E., Kyhn, L.A.,
611 Low, B., Mulder, C.P.H., Reardon-Smith, K., Rodríguez-Velázquez, J., De Fortier, A., Zheng,
612 Z., Blendinger, P.G., Enquist, B.J., Facelli, J.M., Knight, T., Majer, J.D., Martínez-Ramos, M.,
613 Mcquillan, P. & Hui, F.K.C. (2013) Correlations between physical and chemical defences in
614 plants: Tradeoffs, syndromes, or just many different ways to skin a herbivorous cat? *New*
615 *Phytologist*, **198**, 252–263.

616 Moles, A.T. & Westoby, M. (2003) Latitude , seed predation and seed mass. *Journal of*
617 *Biogeography*, **30**, 105–128.

618 Moreira, X., Abdala-Roberts, L., Berny Mier y Teran, J.C., Covelo, F., de la Mata, R., Francisco, M.,
619 Hardwick, B., Pires, R.M., Roslin, T., Schigel, D.S., ten Hoopen, J.P.J.G., Timmermans, B.G.H.,
620 van Dijk, L.J.A., Castagneyrol, B. & Tack, A.J.M. (2018) Impacts of urbanization on insect
621 herbivory and plant defences in oak trees. *Oikos*, **128**, 113–123.

622 Moreira, X., Abdala-Roberts, L., Henrik Bruun, H., Covelo, F., De Frenne, P., Galmán, A., Gaytán,
623 Á., Jaatinen, R., ten Hoopen, J.P.J.G., Pulkkinen, P., Timmermans, B.G.H., Tack, A.J.M. &
624 Castagneyrol, B. (2020) Latitudinal variation in seed predation correlates with latitudinal
625 variation in seed defensive and nutritional traits in a widespread oak species. *Annals of*
626 *Botany*, **126**, 881–890.

- 627 Moreira, X., Abdala-Roberts, L., Parra-Tabla, V. & Mooney, K.A. (2015) Latitudinal variation in
628 herbivory: Influences of climatic drivers, herbivore identity and natural enemies. *Oikos*,
629 **124**, 1444–1452.
- 630 Moreira, X., Castagneyrol, B., de la Mata, R., Fyllas, N.M., Galmán, A., García-Verdugo, C.,
631 Larrinaga, A.R. & Abdala-Roberts, L. (2019) Effects of insularity on insect leaf herbivory and
632 chemical defences in a Mediterranean oak species. *Journal of Biogeography*, **46**, 1226–
633 1233.
- 634 Mottl, O., Fibich, P., Klimes, P., Volf, M., Tropek, R., Anderson-Teixeira, K., Auga, J., Blair, T.,
635 Butterill, P., Carscallen, G., Gonzalez-Akre, E., Goodman, A., Kaman, O., Lamarre, G.P.A.,
636 Libra, M., Losada, M.E., Manumbor, M., Miller, S.E., Molem, K., Nichols, G., Plowman, N.S.,
637 Redmond, C., Seifert, C.L., Vrana, J., Weiblen, G.D. & Novotny, V. (2020) Spatial covariance
638 of herbivorous and predatory guilds of forest canopy arthropods along a latitudinal
639 gradient. *Ecology Letters*, **23**, 1499–1510.
- 640 Nakagawa, S. & Schielzeth, H. (2013) A general and simple method for obtaining R² from
641 generalized linear mixed-effects models. *Methods in Ecology and Evolution*, **4**, 133–142.
- 642 Nio, S.A., Cawthray, G.R., Wade, L.J. & Colmer, T.D. (2011) Pattern of solutes accumulated
643 during leaf osmotic adjustment as related to duration of water deficit for wheat at the
644 reproductive stage. *Plant Physiology and Biochemistry*, **49**, 1126–1137.
- 645 Pearse, I.S. & Hipp, A.L. (2012) Global patterns of leaf defenses in oak species. *Evolution*, **66**,
646 2272–2286.
- 647 Pennings, S.C., Ho, C., Salgado, C.S., Więski, K., Kunza, A.E., Wason, E.L., Ecology, S., Jan, N.,
648 Pennings, S.C., Ho, C., Salgado, C.S., Wieski, K., Dave, N., Kunza, A.E. & Wason, E.L. (2009)
649 Latitudinal variation in herbivore pressure in atlantic coast salt marshes. *Ecology*, **90**, 183–
650 195.
- 651 Petit, R.J., Brewer, S., Bordács, S., Burg, K., Cheddadi, R., Coart, E., Cottrell, J., Csaikl, U.M., Van
652 Dam, B., Deans, J.D., Espinel, S., Fineschi, S., Finkeldey, R., Glaz, I., Goicoechea, P.G.,
653 Jensen, J.S., König, A.O., Lowe, A.J., Madsen, S.F., Mátyás, G., Munro, R.C., Popescu, F.,
654 Slade, D., Tabbener, H., De Vries, S.G.M., Ziegenhagen, B., De Beaulieu, J.L. & Kremer, A.
655 (2002) Identification of refugia and post-glacial colonisation routes of European white oaks
656 based on chloroplast DNA and fossil pollen evidence. *Forest Ecology and Management*,
657 **156**, 49–74.
- 658 Price, P.W., Wilson Fernandes, G., Lara, A.C.F., Brawn, J., Barrios, H., Wright, M.G., Ribeiro, S.P.
659 & Rothcliff, N. (1998) Global patterns in local number of insect galling species. *Journal of*
660 *Biogeography*, **25**, 581–591.
- 661 Rasmann, S. & Agrawal, A.A. (2011) Latitudinal patterns in plant defense: Evolution of
662 cardenolides, their toxicity and induction following herbivory. *Ecology Letters*, **14**, 476–483.

- Reich, P.B. & Oleksyn, J. (2004) Global patterns of plant leaf N and P in relation to temperature and latitude. *Proceedings of the National Academy of Sciences of the United States of America*, **101**, 11001–11006.
- Rodríguez-Castañeda, G. (2013) The world and its shades of green: A meta-analysis on trophic cascades across temperature and precipitation gradients. *Global Ecology and Biogeography*, **22**, 118–130.
- Rosenheim, J.A. (1998) Higher-order predators and the regulation of insect herbivore populations. *Annual Review of Entomology*, **43**, 421–447.
- Roslin, T., Slade, A., Suchanková, A., Huang, S., Petry, W.K., Weissflog, A., Prokurat, A., Laukkanen, L., Laird-Hopkins, B., Teder, T., Milne, S., Novotny, V., Dáttilo, W., Basset, Y., Hopkins, T., Zhukovich, V., Koane, B., Hik, D.S., Donoso, D.A., Lewis, O.T., Mwesige, I., Bonebrake, T.C., Nichols, E., Slade, E.M., Vandvik, V., Nell, C.S., Nakamura, A., Hill, S.J., Hardwick, B., Gray, C.L., Drozd, P., Sam, K., Cameron, E.K., Schmidt, N.M., Slade, V., Asmus, A., Barrio, I.C., Andrew, N.R., van Nouhuys, S. & Boesing, A.L. (2017) Higher predation risk for insect prey at low latitudes and elevations. *Science*, **356**, 742–744.
- Rößler, D.C., Pröhl, H. & Lötters, S. (2018) The future of clay model studies. *BMC Zoology*, **3**, 1–5.
- Salgado, C.S. & Pennings, S.C. (2005) Latitudinal variation in palatability of salt-marsh plants: Are differences constitutive? *Ecology*, **86**, 1571–1579.
- Salminen, J.P. & Karonen, M. (2011) Chemical ecology of tannins and other phenolics: We need a change in approach. *Functional Ecology*, **25**, 325–338.
- Schemske, D.W., Mittelbach, G.G., Cornell, H. V., Sobel, J.M. & Roy, K. (2009) Is there a latitudinal gradient in the importance of biotic interactions? *Annual Review of Ecology, Evolution, and Systematics*, **40**, 245–269.
- Schoonhoven, L.M., Van Loon, B., van Loon, J.J. & Dicke, M. (2005) *Insect-plant biology*. Oxford University Press, Oxford.
- Sinclair, R.J. & Hughes, L. (2010) Leaf miners: The hidden herbivores. *Austral Ecology*, **35**, 300–313.
- Smilanich, A.M., Fincher, R.M. & Dyer, L.A. (2016) Does plant apparency matter? Thirty years of data provide limited support but reveal clear patterns of the effects of plant chemistry on herbivores. *New Phytologist*, **210**, 1044–1057.
- Southwood, T.R.E., Wint, W.G.R., Kennedy, C.E.J. & Greenwood, S.R. (2005) Composition of arthropod fauna in some species of *Quercus*. *European Journal of Entomology*, **102**, 65–72.
- Stark, S., Julkunen-Tiitto, R., Holappa, E., Mikkola, K. & Nikula, A. (2008) Concentrations of foliar quercetin in natural populations of white birch (*Betula pubescens*) increase with latitude.

697 *Journal of Chemical Ecology*, **34**, 1382–1391.

698 Team, R.C. (2018) R: A Language and environment for statistical computing.

699 Valdés-Correcher, E., van Halder, I., Barbaro, L., Castagneyrol, B. & Hampe, A. (2019) Insect
700 herbivory and avian insectivory in novel native oak forests: Divergent effects of stand size
701 and connectivity. *Forest Ecology and Management*, **445**, 146–153.

702 Verheyen, J., Tüzün, N. & Stoks, R. (2019) Using natural laboratories to study evolution to global
703 warming: contrasting altitudinal, latitudinal, and urbanization gradients. *Current Opinion in*
704 *Insect Science*, **35**, 10–19.

705 Wang, J., Ding, J., Tan, B., Robinson, K., Michelson, I., Johansson, A., Nystedt, B., Scofield, D.,
706 Nilsson, O., Jansson, S., Street, N. & Ingvarsson, P. (2018) A major locus controls local
707 adaptation and adaptive life history variation in a perennial plant. *Genome Biology*, **19**, 1–
708 17.

709 Woods, E.C., Hastings, A.P., Turley, N.E., Heard, S.B., Agrawal, A., Monographs, S.E., May, N.,
710 Woods, E.C., Hastings, A.P., Turley, N.E., Heard, S.B. & Agrawal, A.A. (2012) Adaptive
711 geographical clines in the growth and defense of a native plant. *Ecological Monographs*, **82**,
712 149–168.

713 Zverev, V., Zvereva, E.L. & Kozlov, M. V. (2020) Bird predation does not explain spatial variation
714 in insect herbivory in a forest-tundra ecotone. *Polar Biology*, **43**, 295–304.

715 Zvereva, E.L., Castagneyrol, B., Cornelissen, T., Forsman, A., Antonio, J., Klemola, H.T., Paolucci,
716 L., Polo, V. & Salinas, N. (2019) Opposite latitudinal patterns for bird and arthropod
717 predation revealed in experiments with differently colored artificial prey. *Ecology and*
718 *Evolution*, **9**, 14273–14285.

719

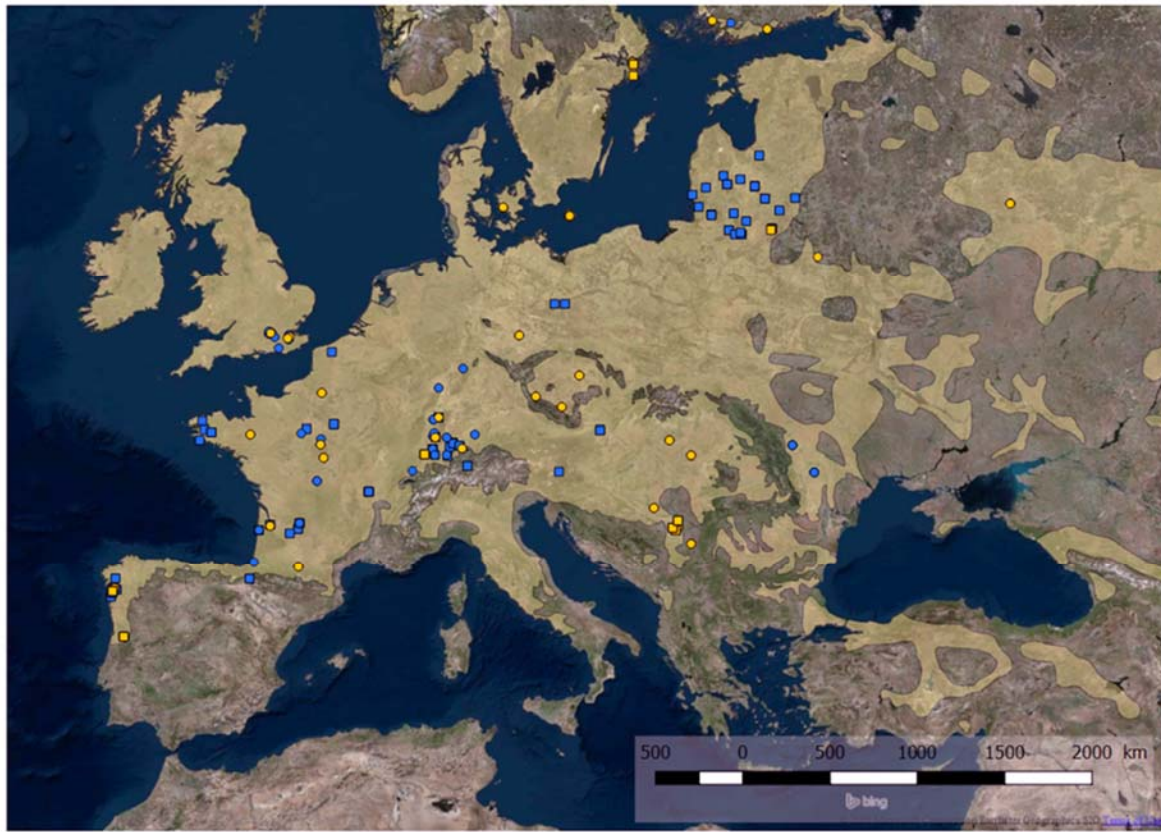
720

721

722

723

724



725
 726 **Figure 1.** Distribution range of *Quercus robur* L. (shaded in yellow) and locations of trees sampled by professional
 727 scientists (orange symbols, 30 sites) and schoolchildren (blue symbols, 82 sites) in 2018 (circles, 57 sites) and 2019
 728 (squares, 55 sites). Additional maps showing oak trees used for estimating leaf herbivory, attack rates on dummy
 729 caterpillars and trait analyses are provided in supplementary material (Figure S1.1).

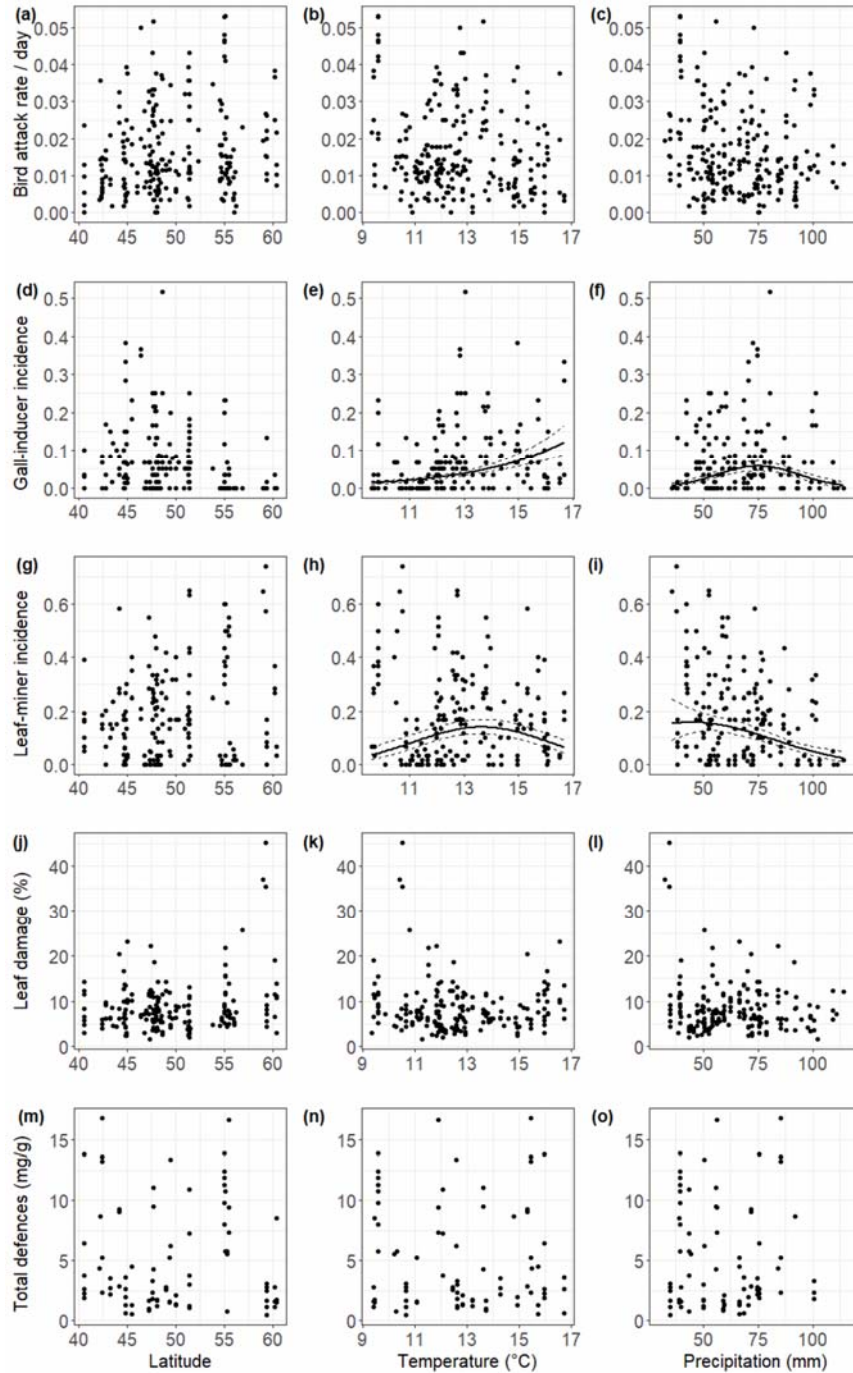


Figure 2. Effects of Latitude, mean spring temperature and mean spring precipitation on bird attack rates (a, b, c), gall-inducers incidence (d, e, f), leaf-miners incidence (g, h, i), leaf damage (j, k, l) and total phenolics (m, n, o). Dots represent raw data averaged at the tree level. Solid and dashed lines represent model predictions (and corresponding standard error) calculated after other significant variables (see Table S2.1) were set to their mean value. Only statistically significant relationships are shown. Regression line equations are as follows: e, $y = -3.32 + 0.44 \cdot x$; f, $y = -3.32 + 0.32 \cdot x - 0.51 \cdot x^2$; h, $y = -1.98 + 0.37 \cdot x - 0.36 \cdot x^2$; i, $y = -1.98 - 0.44 \cdot x$.

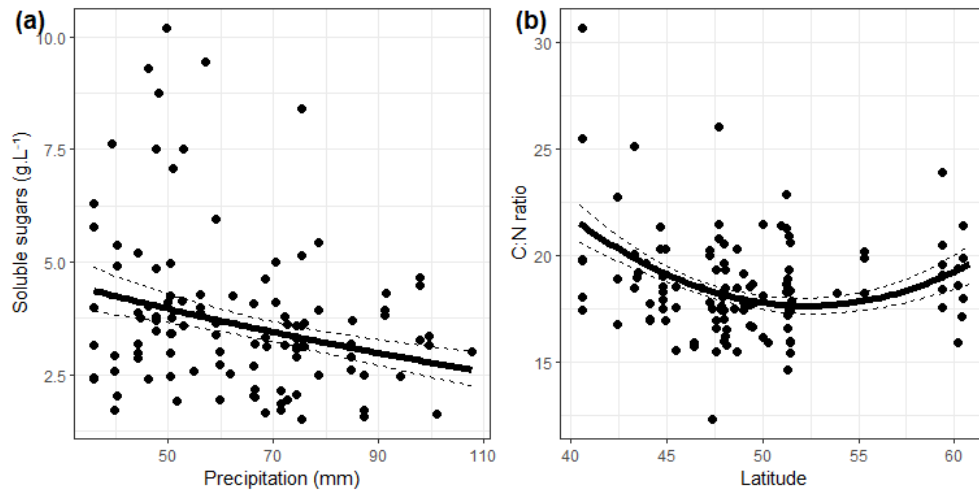


Figure 3. Effect of mean spring precipitation and latitude on soluble sugar (a) and C:N ratio (b) on leaves, respectively. Dots represent raw data averaged at tree level. Solid and dashed lines represent model predictions (and corresponding standard error) for temperature and latitude calculated after other significant variables (see Table S2.2) were set to their mean value. Only significant relationships are shown. Regression line equations are as follows: **a**, $y = 1.53 - 0.10 \cdot x$; **b**, $y = 17.9 - 0.86 \cdot x + 0.70 \cdot x^2$.

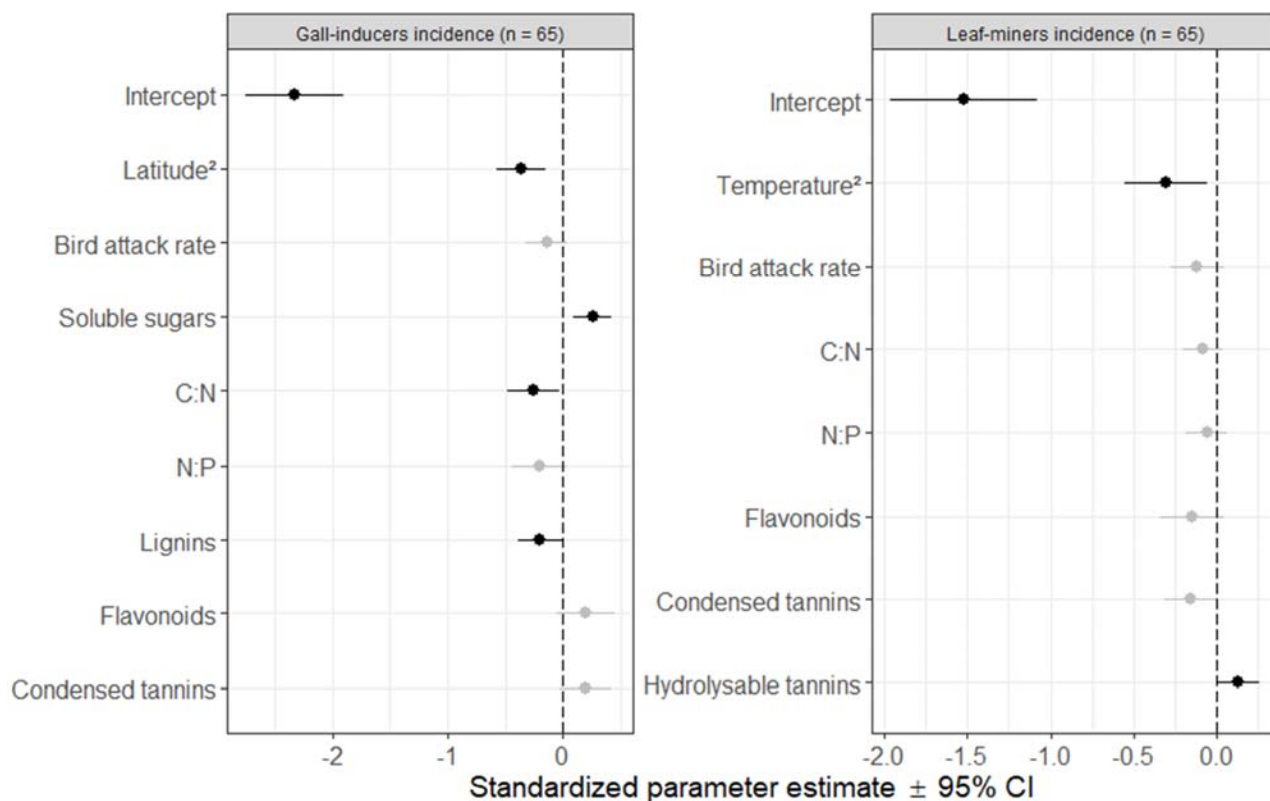


Figure 4. Effects of latitude, mean spring temperature, mean spring precipitation and leaf chemistry on gall-inducer (left) and leaf-miner (right) incidences. Circles and error bars represent standardized parameter estimates and corresponding 95% CI. The vertical dashed line centred on zero represents the null hypothesis. Black and grey circles represent significant and non-significant effect sizes, respectively.

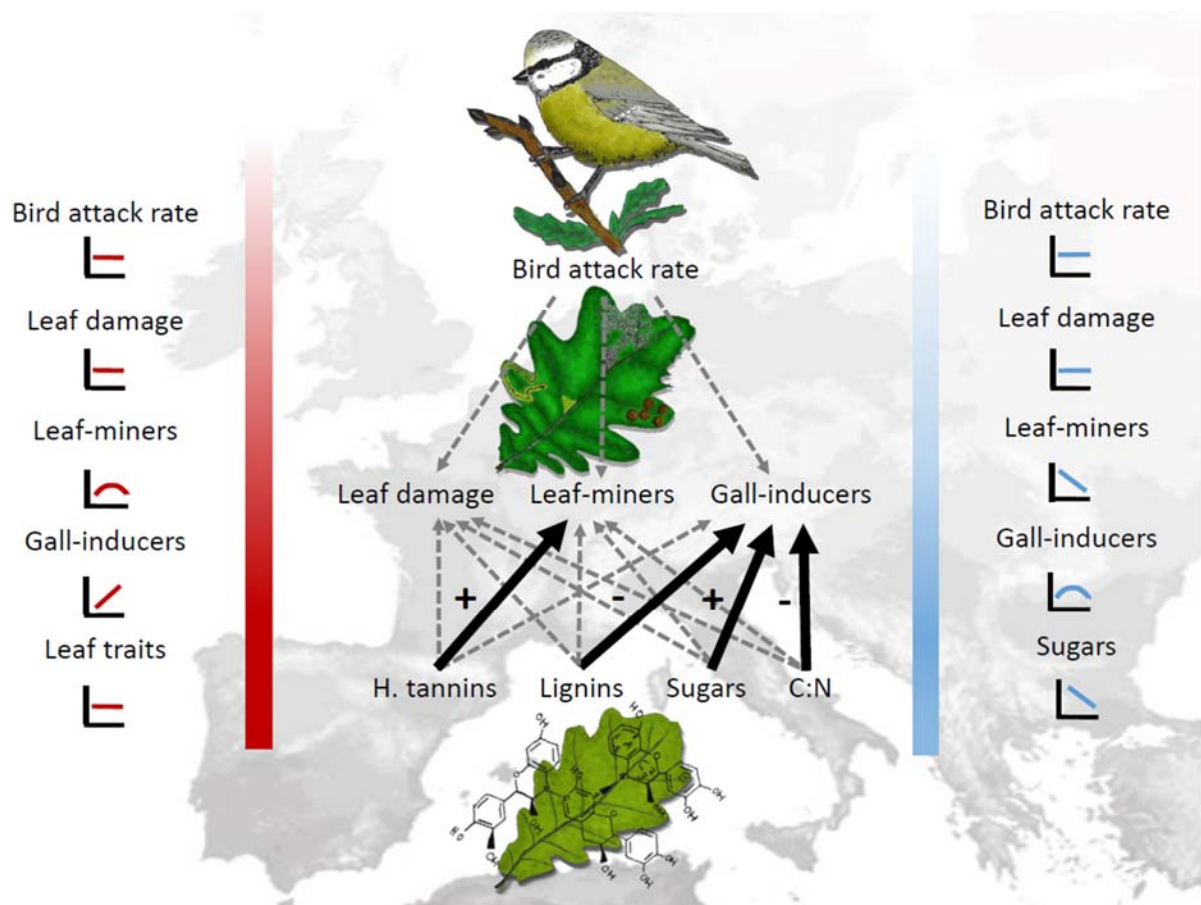


Figure 5. Summary illustrating plant-herbivore-predator relationships along a latitudinal gradient in Europe. The red and blue bands denote the variation in mean spring temperature and precipitation, respectively. The five figures on the left represent the correlation between the mean spring temperature and bird attack rate, leaf damage, the incidence of gall-inducers and leaf-miners and leaf traits. The five figures on the right correspond with the correlation between mean spring precipitation and bird attack rate, leaf damage, the incidence of leaf-miners and gall-inducers and the concentration of soluble sugar in leaves. Solid black arrows represent significant positive (+) or negative (-) relationships; dashed grey lines indicate non-significant relationships.

Figure S1.1. Location of the trees sampled for the assessment of herbivory (a), predation attack rate (b), leaf nutritional content (c) and leaf defences (d). An interactive version of these maps are also included in the supplementary material as Figures S1.1a, S1.1b, S1.1c and S1.1d.

Interactive version of the maps:

Figure S1.1a. Trees sampled for the assessment of herbivory.

Figure S1.1b. Trees sampled for the assessment of predation attack rate.

Figure S1.1c. Trees sampled for the assessment of leaf nutritional content.

Figure S1.1d. Trees sampled for the assessment of leaf defences.

Figure S1.2. Effects of partner type, year, mean spring temperature and mean spring precipitation on gall-inducers and leaf-miners incidences. Circles and error bars represent standardized parameter estimates and corresponding 95% CI. The vertical dashed line centered on zero represents the null hypothesis. Black and grey circles indicate significant and non-significant effect sizes, respectively.

Figure S1.3. Importance of every variable (RVI) included in the geographic and climatic models that considered the effect of longitude, latitude, temperature and precipitation on herbivory (gall-inducers and leaf-miners incidences; $n = 182$) and on leaf chemistry (soluble sugar and C:N ratio; $n = 114$).

Figure S1.4. Importance of every variable (RVI) included in the biotic model that considered the effect of leaf traits, bird attack rate, climatic variables on gall-inducers and leaf-miners incidence ($n = 65$).

Table S1.1. Summary of the different variables measured.

Table S2.1. Summary of model coefficient parameter estimates (i.e., effect sizes), degrees of freedom (df), log-likelihood, AICc, Δ AICc, AICc weight (w_i) and the variance explained by fixed (R^2m) and fixed plus random factors (R^2c) of the different climatic models. The gradient of colours from red to green corresponds to the effect size, from large negative (red) to large positive (green) effect sizes. The set of models competing with the best model within 2 units of Δ AICc is highlighted in bold font. *Partner type* is the effect of partner type (the estimate for schoolchildren being compared with the estimate for professional scientists that was included in the intercept) and *Year* is the effect of each year (2019 contrasted with 2018).

Table S2.2. Summary of model coefficient parameter estimates (i.e., effect sizes), degrees of freedom (df), log-likelihood, AICc, Δ AICc, AICc weight (w_i) and the variance explained by fixed (R^2m) and fixed plus random factors (R^2c) of the different climatic models. The gradient of colours from red to green corresponds to the effect size, from large negative (red) to large positive (green) effect sizes. The set of models competing with the best model within 2 units of Δ AICc is highlighted in bold font.