



HAL
open science

Reduction of CO₂ by Hydrosilanes in the Presence of Formamidates of Group 13 and 12 Elements

Weiheng Huang, Thierry Roisnel, Vincent Dorcet, Clement Orione, Evgueni Kirillov

► **To cite this version:**

Weiheng Huang, Thierry Roisnel, Vincent Dorcet, Clement Orione, Evgueni Kirillov. Reduction of CO₂ by Hydrosilanes in the Presence of Formamidates of Group 13 and 12 Elements. *Organometallics*, 2020, 39 (5), pp.698-710. 10.1021/acs.organomet.9b00853 . hal-02531302

HAL Id: hal-02531302

<https://univ-rennes.hal.science/hal-02531302>

Submitted on 15 Apr 2020

HAL is a multi-disciplinary open access archive for the deposit and dissemination of scientific research documents, whether they are published or not. The documents may come from teaching and research institutions in France or abroad, or from public or private research centers.

L'archive ouverte pluridisciplinaire **HAL**, est destinée au dépôt et à la diffusion de documents scientifiques de niveau recherche, publiés ou non, émanant des établissements d'enseignement et de recherche français ou étrangers, des laboratoires publics ou privés.

Reduction of CO₂ by Hydrosilanes in the Presence of Formamidates of Groups 13 and 12

Elements

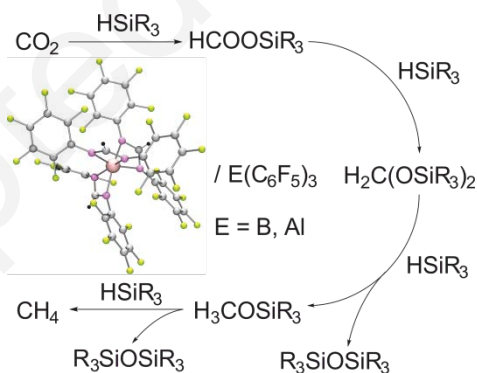
Weiheng Huang,^a Thierry Roisnel,^b Vincent Dorcet,^b Clement Orione,^c and Evgueni Kirillov^{a,*}

^a Organometallics: Materials and Catalysis laboratories, Univ Rennes, CNRS, ISCR (Institut des Sciences Chimiques de Rennes), UMR 6226, F-35700 Rennes, France

^b Centre de diffraction X, Univ Rennes, CNRS, ISCR (Institut des Sciences Chimiques de Rennes), UMR 6226, F-35700 Rennes, France

^c CRMPO, Univ Rennes, CNRS, ISCR (Institut des Sciences Chimiques de Rennes), UMR 6226, F-35700 Rennes, France

Graphical Abstract / For the Table of content entry



* Correspondence to Evgueni Kirillov (evgueni.kirillov@univ-rennes1.fr); Fax: +33 (0)223236938.

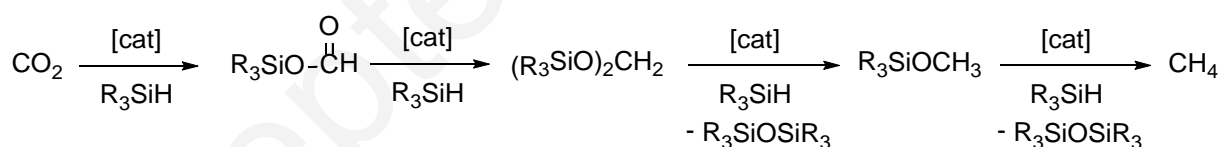
ABSTRACT

Homoleptic complexes **1-M** of groups 13 and 12 elements ($M = B-In$ and $M = Zn$, respectively) incorporating electron-withdrawing formamidinate ligands $\{(C_6F_5)N=CH-N(C_6F_5)\}^-$ ($\{NCN\}^-$) were synthesized and isolated in high yields. The compounds were characterized by X-ray crystallography, NMR spectroscopy and elemental analysis. While single-component **1-M** appeared to be sluggishly active or inactive in reduction of CO_2 with hydrosilanes, a good catalytic performance was achieved with the two-component systems derived from combinations of **1-M** and $E(C_6F_5)_3$ ($E = B, Al$). In particular, the binary combination **1-Al**/ $B(C_6F_5)_3$ showed the best performance within the whole series, thus providing quantitative hydrosilane (Et_3SiH) conversions under a range of conditions (P_{CO_2} , temperature, benzene or bromobenzene solvents) and affording mainly $CH_2(OSiEt_3)_2$ and CH_4 as products. Kinetic and mechanistic studies revealed that at the initiation step the binary catalytic systems undergo a complex transformation in the presence of CO_2/Et_3SiH affording the products of **1-Al** decomposition, namely, $(C_6F_5)N(H)SiEt_3$, $(C_6F_5)N(Me)SiEt_3$, $\{NCN\}-SiEt_3$ and also some unidentified aluminum species. Thus, the overall process of the reduction of CO_2 with hydrosilanes is presumed to be catalyzed by complex multi-site systems, evolved from the formamidinate precursor **1-Al**, implicating different tandem combinations of N -base/ $B(C_6F_5)_3$ with putative Al-containing species.

INTRODUCTION

Catalytic reduction of CO_2 with hydrosilanes as a source of hydrogen has regained attention in recent years.¹ In contrast to the industry-relevant processes involving utilization of hydrogen as reducing agent,² the application of highly energetic hydrosilanes enables reduction of CO_2 under significantly milder conditions due to a thermodynamic stability of the corresponding products

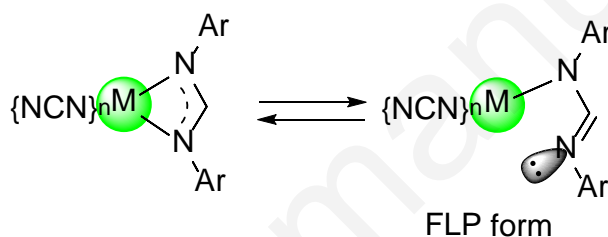
incorporating Si–O bonds. While late-transition metal-based catalysts from various groups (7–11)^{1,3} traditionally play a dominant role in CO₂ hydrosilylation, some other examples emerged very recently involving main-group metal organometallics (Zn,⁴ group 13 (Al and Ga)⁵) or metal-free systems such as Lewis acids (e.g., BPh₃),⁶ Frustrated Lewis Pairs (FLP),^{7,8} phosphazenes,⁹ formate organocatalysts¹⁰ and abnormal N-heterocyclic carbene.¹¹ In addition, both tandem and FLP-like catalytic systems were developed, which are based on binary combinations of a main-group or transition metal precursor and a strong Lewis acid (typically, B(C₆F₅)₃): Mg/B(C₆F₅)₃,¹² Zn/B(C₆F₅)₃,¹³ Al/B(C₆F₅)₃,¹⁴ Sc/B(C₆F₅)₃,¹⁵ Zr/B(C₆F₅)₃,¹⁶ Re/B(C₆F₅)₃,¹⁷ Ni/Et₃B and Pd, Pt/R₃B (R = Ph, C₆F₅).¹⁸ Depending on the nature of silane, type of catalytic system involved and conditions, the reduction process can be halted at a desired step, thus, allowing to prepare with high selectivity one of the targeted products (Scheme 1) exhibiting a different degree of reduction of carbon atom: silyl formate,^{3a,b,d,e,g,h,i,k,m,4c,9b,10,11,18b} bis(silyl)acetal,^{3b,6,12,13b,17,15a} methoxy-silane^{3m,4d,5b,9a,13a,15a} and, finally, methane.^{3g,5a,7,13,14,15,16,18a}



Scheme 1. Fundamental steps and products of catalytic reduction of CO₂ with hydrosilane R₃SiH.

In this work, a new series of homoleptic complexes of group 13 (B, Al, Ga, In) and group 12 elements (Zn) incorporating *N,N'*-bis(perfluorophenyl)-formamidinate ligands have been prepared and their behavior as catalysts in hydrosilylation of CO₂ was studied. We initially hypothesized that during the catalytic process the bidentate LX-type formamidinate ligands¹⁹ {NCN}⁻ in complexes undergo a partial decoordination / rearrangement into an imino-amido form providing a

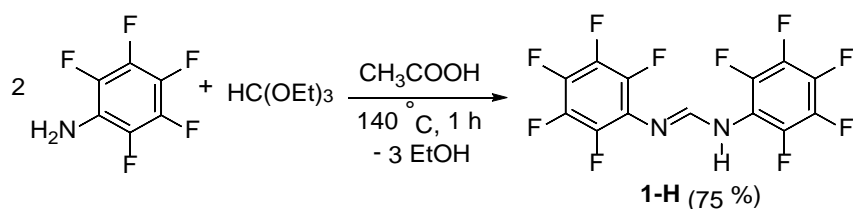
N-centered Lewis base function in the close proximity to the vacant Lewis acidic group 13/12 element center, thus giving rise to a FLP form (Scheme 2).²⁰ Then, the latter species could presumably trigger the CO₂ hydrosilylation mechanism enabling both fixation of CO₂²¹ and activation of hydrosilane²² on the two cooperating centers, thus, promoting the formation of silylformate. While discouraging catalytic performance in hydrosilylation of CO₂ was initially observed upon utilization of the formamidinate complexes, their binary combinations with E(C₆F₅)₃ (E = B, Al) appeared to be more efficient catalytic systems. Unexpectedly, very different reactivity patterns were identified for these two-component systems, which are related to the catalyst transformation processes operating under the catalytic conditions.



Scheme 2. Formation of a FLP form.

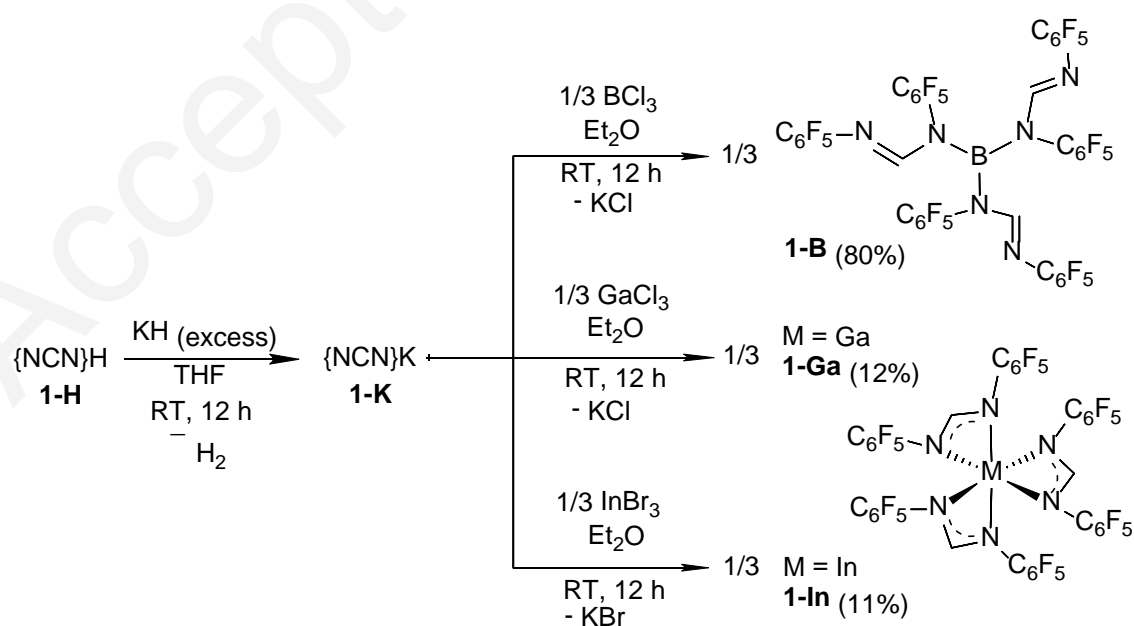
RESULTS AND DISCUSSION

Synthesis of proligand *N,N'*-bis(pentafluorophenyl)methanimidamine (1-H). Introduction of electron-withdrawing groups in ligand platform constitutes a general way to increase electropositivity and, thus, reactivity of active center of a Lewis acid catalyst. Therefore, the use of a poorly donating amidinate-type ligand incorporating C₆F₅ substituents on the electronegative nitrogen atoms was sought in this study. The corresponding proligand **1-H** was prepared and isolated in 75 % yield using the published synthetic procedure (Scheme 3).²³ The molecular structure of **1-H**·(benzene) is shown in Figure S1.²⁴

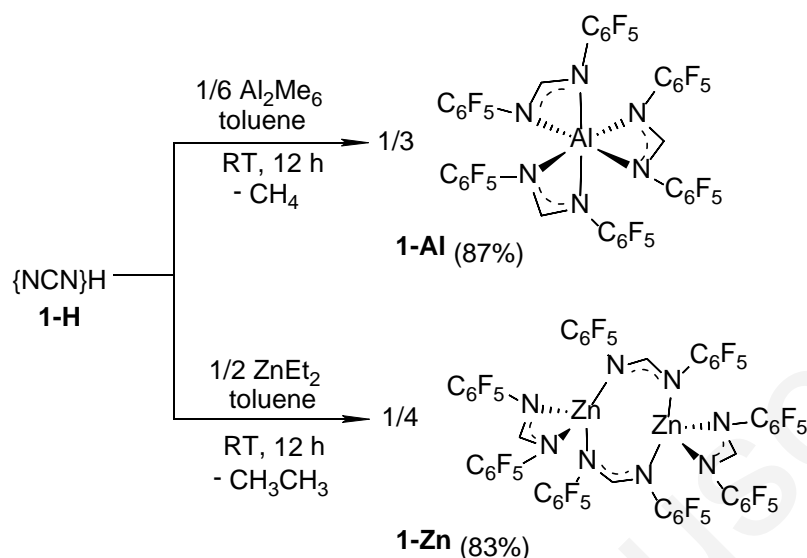


Scheme 3. Synthesis of proligand **1-H**.

Synthesis of complexes of B, Al, Ga, In and Zn. Deprotonation of **1-H** with KH in THF resulted in the formation of the corresponding monoanionic potassium salt **1-K** (Scheme 4), which was used without isolation in a regular salt-metathesis reaction to prepare the complexes of general formula $M\{NCN\}_3$ ($M = B$ (**1-B**), Ga (**1-Ga**) and In (**1-In**)). On the other hand, complexes **1-Al** and **1-Zn** were conveniently prepared by one-step alkane elimination reactions between the corresponding metal-alkyl reagent and **1-H** proligand (Scheme 5). Compounds **1-B,Zn** are soluble in diethyl ether, toluene, benzene, bromobenzene and dichloromethane, while **1-Al,Ga,In** exhibit a relatively low solubility in the solvents mentioned above. All complexes are insoluble in aliphatic solvents (heptane and hexane). **1-B** appeared to be unstable in THF, rapidly polymerizing this solvent, presumably, by a cationic mechanism.²⁵ All the compounds were characterized by NMR spectroscopy, X-ray crystallography and elemental analysis.



Scheme 4. Synthesis of complexes **1-B**, **1-Ga** and **1-In** by salt metathesis.



Scheme 5. Synthesis of complexes **1-Al** and **1-Zn** by σ -bond metathesis.

Solid-state and solution structures of complexes 1-B,Al,Ga,In,Zn. The solid-state structures of **1-B,Al,Ga,In,Zn** complexes were established by X-ray diffraction study (Figures 1–3, Tables 1 and S1).

The crystal cell of **1-B** contains two crystallographically independent molecules differing by the reciprocal orientation of the three ligands, thus only one was selected for analysis and discussion. The boron atom in **1-B** (Figure 1) features a planar trigonal coordination environment, provided by the equivalent monoanionic imine-formamido ligands each bound with only one nitrogen atom.²⁶ Therefore, the coordination of the ligands is different from a regular η^2 -mode previously observed in amidinate compounds of type $\{\text{NCN}\}\text{BX}_2$ ($\text{X} = \text{C}_6\text{F}_5$ ^{20a,b}, Cl ²⁷). Also, the C8–N9 bonds (1.265(7)–1.273(7) Å) in the ligand fragments are shortened and the C8–N7 bonds (1.390(8)–1.399(8) Å) are elongated as compared to those in the neutral proligand (1.314(2) and 1.315(2) Å, respectively), which is the result of a preferential negative charge localization on the N7

atom in this formal imine-formamido ligand. The B–N distances in **1-B** (1.449(8)–1.462(8) Å) are on the longer side of the range observed for those in typical boron-anilido complexes B(NMePh)₃ and B(NHPh)₃ (1.428–1.442 Å).²⁸ Also, the molecule exhibits a short F...B contact (2.915(7) Å) with one *ortho*-F atom of the closest C₆F₅ aryl ring.

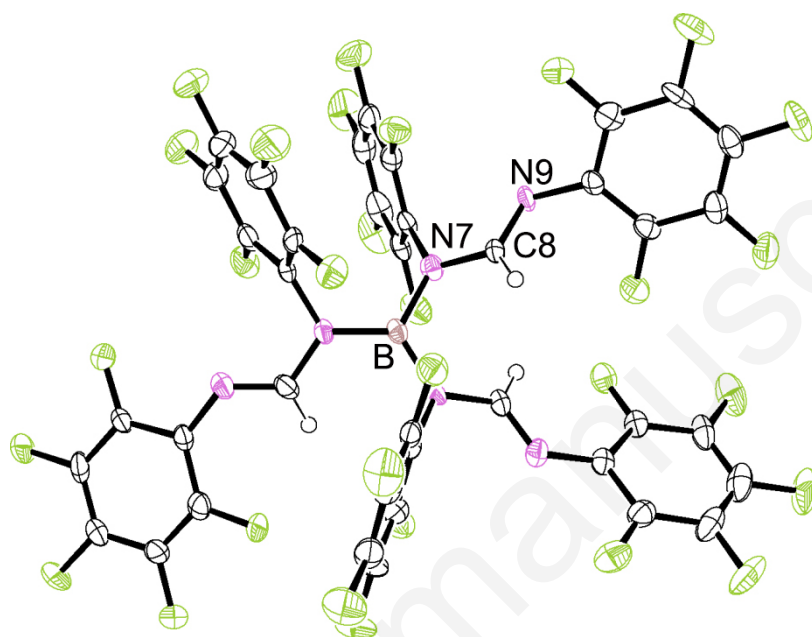


Figure 1. Molecular structure of **1-B** (thermal ellipsoids drawn at the 50% probability).

The X-ray crystallographic study for **1-Al**, **1-Ga**, **1-In** (Figure 2) revealed them to be isostructural species each featuring the corresponding metal center, chelated by three slightly asymmetrically bound amidinate ligands, in a six-coordinate distorted octahedral environment. Thus, the difference between the corresponding M–N bond lengths within the same amidinate ligand does not exceed 0.05 Å. Within the series **1-Al**, **1-Ga** and **1-In**, the M–N bond distances are elongated, which is in line with the increase of the effective ionic radii of the M(3+) metal ions.²⁹ In **1-Al**, the M–N bond lengths (1.986(1)–2.021(1) Å) are in the normal range of those observed in various amidinate complexes of aluminum (1.884–2.066 Å).^{30,31} At the same time, in **1-Ga** and **1-In** congeners, the corresponding M–N distances (2.022(3)–2.111(3) and 2.214(1)–2.264(1) Å, respectively) are on the

longer side of those reported for their respective analogues (1.996–2.019 and 2.181–2.244 Å, respectively).³¹

The molecular structure of **1-Zn** (Figure 3) consists of a centrosymmetric dimer, in which the two $\{(\eta^2\text{-NCN})\text{Zn}\}$ moieties are bound by the two μ_2 -bridging monoanionic NCN fragments in a “spanned” manner. Thus, each zinc atom has a formal coordination number of 4 and features a distorted tetrahedral environment. The Zn–N distances in **1-Zn** are very close to those observed in the relevant complexes incorporating both terminal and bridging $\{\text{NCN}\}^-$ ligands (2.002–2.092 and 2.000–2.070 Å, respectively).³²

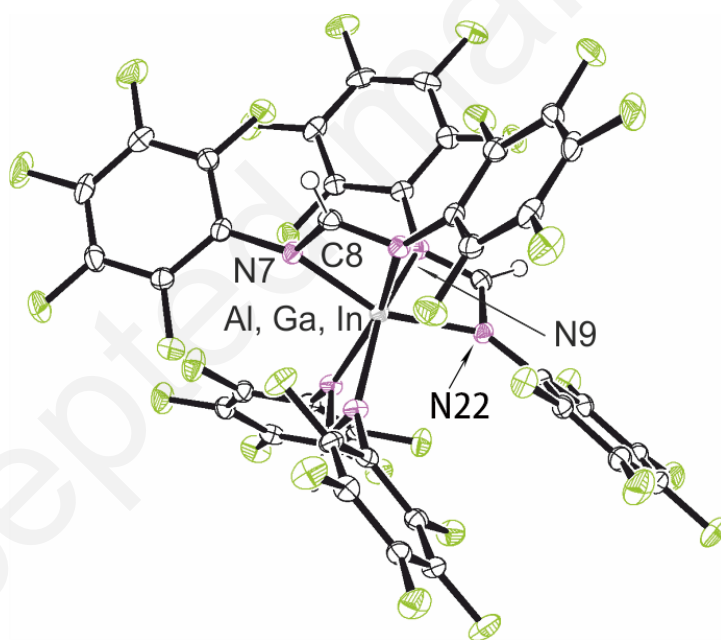


Figure 2. Molecular structure of **1-Al,Ga** and **1-In·(benzene)** (all solvent molecules are omitted for clarity; thermal ellipsoids drawn at the 50% probability).

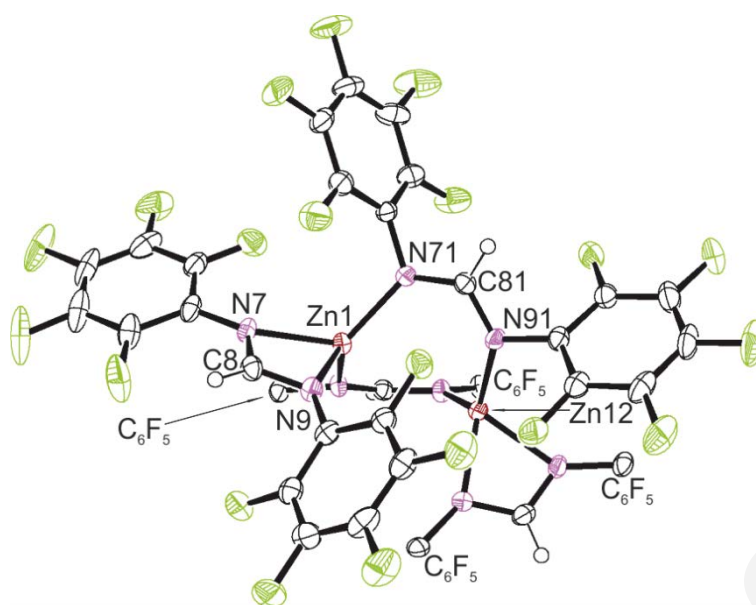


Figure 3. Molecular structure of **1-Zn**·(toluene)₂ (all solvent molecules and four C₆F₅ groups are omitted for clarity; thermal ellipsoids drawn at the 50% probability).

Table 1. Selected bond distances (Å) and angles (°) for **1-H,B,Al,Ga,In,Zn**.

	1-H	1-B	1-Al	1-Ga	1-In	1-Zn
M–N7	-	1.444(8)	2.015(1)	2.022(3)	2.214(1)	2.050(2)
		1.453(8)	2.017(1)	2.022(3)	2.214(1)	2.050(2)
		1.462(8)	2.021(1)	2.111(3)	2.264(1)	
M–N9	-	-	1.986(1)	2.083(3)	2.260(1)	2.069(2)
			1.996(1)	2.083(3)	2.260(1)	2.069(2)
			2.002(1)	2.111(3)	2.264(1)	
M–N71	-	-	-	-	-	1.977(2)
						1.977(2)
M–N91	-	-	-	-	-	1.985(2)
						1.985(2)
N71–C78	-	-	-	-	-	1.319(3)
						1.319(3)
N7–C8–N9	121.4(2)	120.3(5)	111.7(1)	111.7(3)	114.8(2)	113.00(2)
N71–C81–N91	-	-	-	-	-	124.10(2)
N7–M–N22	-	-	159.4(1)	166.8(3)	168.8(2)	-
N7–M–N71	-	-	-	-	-	103.8(8)

* M = metal/element center

The solution structures of the compounds were also established by NMR spectroscopy. The room-temperature ^1H NMR spectra of compounds **1-B,Al,Ga,In** and **1-Zn** (Figures S2, S7, S10, S12, and S15, respectively), recorded in C_6D_6 or in C_7D_8 , exhibited in each case a single resonance from the methine $=\text{CH}-$ protons of the formamidinate ligands. Similarly, the corresponding single resonances of the methine carbons were observed in the room-temperature $^{13}\text{C}\{^1\text{H}\}$ NMR spectra of the compounds **1-B,Al, In** in CD_2Cl_2 and that of **1-Zn** in C_6D_6 (Figures S6, S9, S14, and S17, respectively). For an unclear reason, no signals from the complex were observed in the $^{13}\text{C}\{^1\text{H}\}$ NMR spectra at different temperatures of several independently prepared samples of **1-Ga**. In the $^{19}\text{F}\{^1\text{H}\}$ NMR spectra of **1-Al,Ga** and **1-In** (Figures S8, S11 and S13, respectively), a regular set of narrow signals including one doublet and two triplets from the corresponding *o*-F, *p*-F and *m*-F groups was observed. Therefore, the NMR data obtained for compounds **1-Al,Ga** and **1-In** are consistent with their solid-state structures in which the three equivalent formamidinate ligands bind metal center in an average symmetrical fashion.

In striking contrast with **1-Al,Ga** and **1-In**, compounds **1-B** and **1-Zn**³³ featured a complex fluxional dynamic behavior in solution in a broad temperature range. For **1-B**, the broadened singlet from the methine protons in the ^1H NMR in toluene-*d*₈ sharpened upon heating up to 80 °C (Figure 4), whereas upon decreasing the temperature to -70 °C the latter signal decoalesced into a series of very broad signals. Also, the three broadened multiplets observed in the $^{19}\text{F}\{^1\text{H}\}$ NMR spectrum taken at room temperature, upon cooling down to -70 °C, split into a complicated series of overlapping multiplets (Figure S4). These observations are indicative of a ligand rearrangement process in the coordination sphere of boron in **1-B** and/or of atropisomerism. Being very slow or frozen at low temperature, both ligand exchange phenomena can afford a mixture of isomers

incorporating three- or four-coordinated boron centers and featuring different ligand binding motifs and symmetries.

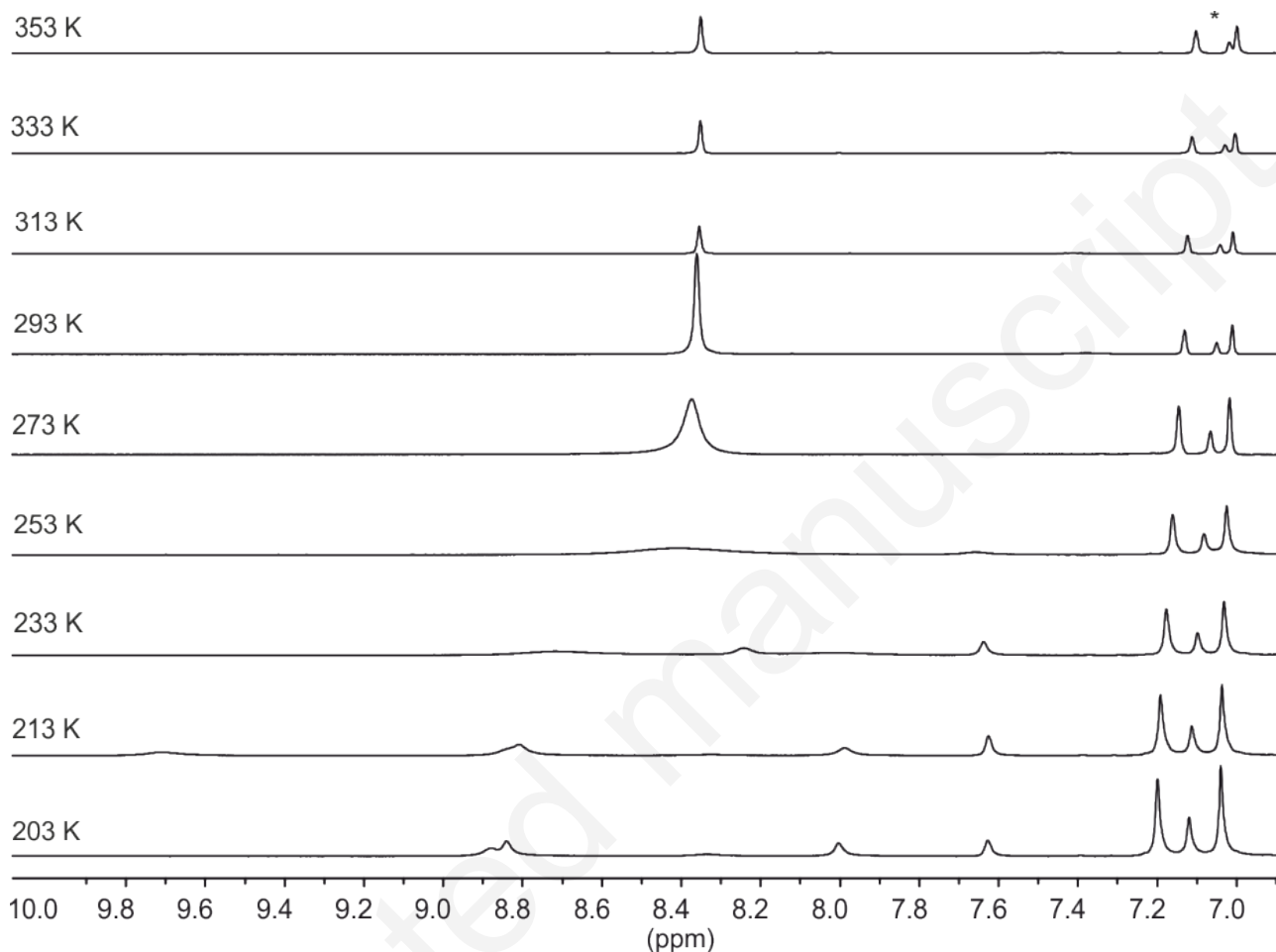


Figure 4. Stack-plot of ¹H NMR spectra (400 MHz, toluene-*d*₈) of **1-B** at different temperatures (* stands for residual solvent signals).

A similar process of the ligands rearrangement is apparently operational for the dinuclear **1-Zn**,³³ thus resulting in a rapid exchange at room temperature and the observation of an averagely symmetric species in the corresponding NMR spectra (Figures S15–S17).

Evaluation of Lewis acidity and Acceptor Number (AN). A comparative analysis of the Lewis acidic character of the boron center in **1-B** with respect to that of B(C₆F₅)₃ was performed

by both theoretical (DFT) and experimental (NMR spectroscopy) techniques (Table 2). In fact, the somewhat higher Lewis acidic character of **1-B** as compared to that of $B(C_6F_5)_3$ is in line with the higher positive NBO charge on the boron atom (1.199 vs 0.834 e, respectively). At the same time, the observed higher Lewis acidity of **1-B** cannot be explained by the calculated energy value of the π^* orbital ($E_{LUMO} -2.17\text{eV}$), which should have been lower for a more Lewis acidic species.³⁴

The relative Lewis acidities of **1-B** and $B(C_6F_5)_3$ were probed using an experimental Gutmann-Beckett³⁵ approach based on the measuring the difference between the $^{31}\text{P}\{^1\text{H}\}$ NMR chemical shift of the free $\text{Et}_3\text{P}=\text{O}$ (δ 45.7) and that of the corresponding Lewis acid adduct. The **1-B**/ $\text{Et}_3\text{P}=\text{O}$ system showed a larger $\Delta\delta(^{31}\text{P})$ difference (33.0 ppm) in comparison to the $B(C_6F_5)_3/\text{Et}_3\text{P}=\text{O}$ reference ($\Delta\delta$ 30.0 ppm), thus corroborating a higher Lewis acidity of the boron center in **1-B**. In terms of AN, the Lewis acidity of **1-B** is comparable with that of catechol ester $B(C_6F_5)(\text{O}_2\text{C}_6\text{H}_4)$ (AN = 81.5) and that of $\text{HB}(2,4,6\text{-}(\text{CF}_3)_3\text{C}_6\text{H}_2)$ (AN = 83.3), and is lower than that of $B(C_6F_5)_2(\text{OC}_6\text{F}_5)$ (AN = 86.2) or $B(C_6F_5)(\text{OC}_6\text{F}_5)_2$ (AN = 87.3).^{36,37,38}

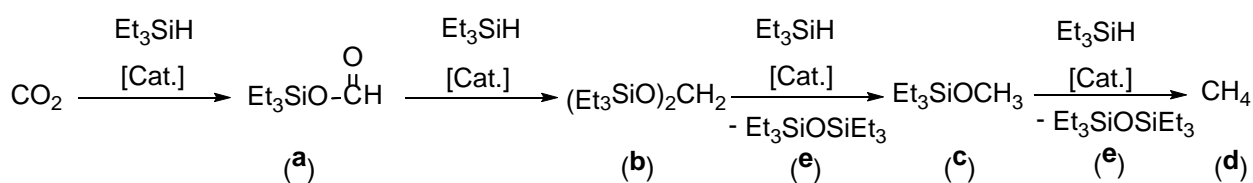
Measurements of the differences in chemical shifts ($\Delta\delta(^{31}\text{P})$) upon reaction between $\text{Et}_3\text{P}=\text{O}$ and **1-M** (M = Al, Ga, In, Zn), carried out under identical conditions, afforded the following relative order of the Lewis acidities: **1-Al** < **1-Zn** < **1-In** < $B(C_6F_5)_3$ < **1-B** \leq **1-Ga**. Unexpectedly, the experimentally determined order of the Lewis acidities of **1-M** (M = Al, Ga, In, Zn) stays in variance with the trend of computed NBO charges. For instance, the softer within the whole series Lewis acid **1-Al** exhibited the greater NBO charge on the aluminum center (1.897 e).

Table 2. DFT calculated HOMO–LUMO gaps, dipole moments and NBO charges, and experimentally measured $\Delta\delta(^{31}\text{P})$ and AN for $B(C_6F_5)_3$, **1-B**, **1-Al**, **1-Ga**, **1-In** and **1-Zn**.^a

Complex	B(C₆F₅)₃	1-B	1-Al	1-Ga	1-In	1-Zn
E _{HOMO} , [eV]	-7.08	-6.31	-7.26	-6.19	-	-5.99
E _{LUMO} , [eV]	-2.97	-2.17	-3.92	-1.59	-	-1.51
HOMO-LUMO gap, [eV]	4.11	4.14	3.34	4.60	-	4.48
Dipole moment, [D]	0.03	3.24	0.18	0.23	-	1.07
NBO charge on M, [e]	0.834	1.199	1.897	1.694	-	1.303
$\Delta\delta(^{31}\text{P})$, [ppm] ^b	30.0 ^c	33.0	4.7	33.4	23.6	17.7
AN ^d	76.0	82.9	20.4	83.7	62.0	48.9

^a B3PW91/6-31G(d,p), SMD (toluene); ^b the difference between the ³¹P{¹H} NMR chemical shifts of the free Et₃P=O and that of its adduct with the substrate measured in benzene-*d*₆ at room temperature; ^c the reported value in C₆D₆ at room temperature, 30.2 ppm;³⁷ ^d calculated using the following expression AN = 2.21(δ³¹P_{LA·Et₃PO} - 41).³⁸

Catalytic CO₂ hydrosilylation. Hydrosilylation of CO₂ with Et₃SiH in the presence of **1-B,Al,Ga,In** and **1-Zn** was investigated. Strong Lewis acids, namely B(C₆F₅)₃ and Al(C₆F₅)₃(toluene)_{0.5}, were studied as catalysts for benchmarking purposes, and then, as cocatalysts¹⁴ in a tandem combination with **1-B,Al,Ga,In** and **Zn**. For the most performing catalytic systems, several parameters were examined such as the pressure of CO₂ (1 bar (*n*(CO₂)₀/*n*(Si-H)₀ = 1:1) and 6 bar (*n*(CO₂)₀/*n*(Si-H)₀ = 6:1)),³⁹ temperature and reaction time, the nature of solvent (benzene vs bromobenzene) and the concentration of pre-catalyst. In addition, hydrosilylation using different hydrosilanes (PhSiMe₂H, Ph₂SiH₂, PhSiH₃, Ph₃SiH and (EtO)₃SiH) was also explored. The reactions were monitored by ¹H NMR spectroscopy detecting the formation of the four consecutive products (Scheme 6, **a-d**).⁴⁰ Formation of disiloxane Et₃SiOSiEt₃ (**e**), the second product of the two last reduction steps, was corroborated by GC-MS analysis.



Scheme 6. Products of the catalytic reduction of CO₂ with Et₃SiH.

In accordance with previous reports,¹⁴ the benchmarking reduction reaction of CO₂ with Et₃SiH under our experimental conditions ([B]₀ = [Al]₀ = 5 mol%, C₆D₅Br, 25 or 80 °C, 1 or 6 bar CO₂) was not productive with B(C₆F₅)₃ (Table S2, entries 1–3), and the same reaction with Al(C₆F₅)₃(toluene)_{0.5} (entry 4) resulted in a poor conversion of hydrosilane (16 %) towards **a** (< 1%) and **b** (15%). Upon using the tandem system B(C₆F₅)₃/Al(C₆F₅)₃(toluene)_{0.5}¹⁴ (entries 5–7), the reduction appeared to be somewhat slower under our experimental conditions, and high hydrosilane conversions and methane yields (>80 and >70 %, respectively) were achieved at 6 bar CO₂ pressure after 48 hours (entry 7).

All single-component systems **1-M** appeared to be either completely inactive (M = Ga, In, Zn) or only sluggishly active (M = B, Al) in the reduction of CO₂ (1 bar) with Et₃SiH, attempted both in C₇D₈ and in C₆D₅Br (Table 3, entries 1–3; Table 4, entry 1; Table S3, entries 1, 6 and 10). Therefore, their two-component combinations with B(C₆F₅)₃ or Al(C₆F₅)₃(toluene)_{0.5} were systematically studied as precatalysts (Tables 3, 4 and S3). With binary system **1-B**/B(C₆F₅)₃ in C₆D₅Br, the three products were observed by ¹H NMR spectroscopy (entries 4–7, Table 3)⁴⁰ are: major (Et₃SiO)₂CH₂ (**b**) and methane (**d**), and minor Et₃SiOCH₃ (**c**); no formation of the primary reduction product, silylformate Et₃SiOC(O)H (**a**), was observed in all cases, regardless the conditions. On the other hand, with **1-B**/Al(C₆F₅)₃(toluene)_{0.5} congener, only products **b** and **d** were detected.⁴¹ These results are not surprising, and in the previous studies using various catalytic systems have been explained by an extremely high activity of **a** towards reduction with Et₃SiH.^{3f,6,16}

Comparable activities were found for **1-B**/B(C₆F₅)₃ and **1-B**/Al(C₆F₅)₃(toluene)_{0.5} at 80 °C both at 1 bar and 6 bar CO₂ pressure (compare entries 5/6 vs 8/10, respectively). At the same time,

a complete hydrosilane conversion was achieved with **1-B**/ $\text{B}(\text{C}_6\text{F}_5)_3$, at least, two times faster than that with **1-B**/ $\text{Al}(\text{C}_6\text{F}_5)_3(\text{toluene})_{0.5}$ under the same conditions (compare entries 7 and 11).

The attempt to perform the reduction reaction under conditions potentially generating a FLP^{21b,42} upon using an equimolar mixture of **1-B** and tBu_3P failed (entry 12). No conversion of Et_3SiH was observed in this case, and no products were detected.

Table 3. Catalytic reduction of CO₂ with Et₃SiH in the presence of **1-B**.^[a]

Entry	Precat [mol%]	Silane / Conversion [%] ^[b]	Solvent	P _{CO2} [bar]	T [°C]	t [h]	Si products / Conversion [%] ^[c]				
							a	b	c	d	f + g
1 ^[d]	1-B (0.5)	Et ₃ Si-H 0	C ₇ D ₈	1	25	48	0	0	0	0	0
2 ^[d]	1-B (0.5)	Et ₃ Si-H 0	C ₇ D ₈	1	80	16	0	0	0	0	0
3	1-B (10)	Et ₃ Si-H 6	C ₆ D ₅ Br	1	80	48	0	5.1	0	0	0
4	1-B (5.0) B(C ₆ F ₅) ₃ (5.0)	Et ₃ Si-H 18	C ₆ D ₅ Br	1	80	5	0	1.5	0.5	2.1	8.3
5	1-B (5.0) B(C ₆ F ₅) ₃ (5.0)	Et ₃ Si-H 36	C ₆ D ₅ Br	1	80	48	0	11.0	0.6	8.1	9.1
6 ^[e]	1-B (5.0) B(C ₆ F ₅) ₃ (5.0)	Et ₃ Si-H 46	C ₆ D ₅ Br	6	80	5	0	7.9	0.7	22.5	8.8
7 ^[e]	1-B (5.0) B(C ₆ F ₅) ₃ (5.0)	Et ₃ Si-H > 98	C ₆ D ₅ Br	6	80	25	0	12.1	1.1	69.1	10.7

8	1-B (5.0)	Et ₃ Si-H 18	C ₆ D ₅ Br	1	80	5	0	2.3	0	0.8	6.0
	Al(C ₆ F ₅) ₃ (toluene) _{0.5} (5.0)										
9	1-B (5.0)	Et ₃ Si-H 38	C ₆ D ₅ Br	1	80	48	0	5.9	0	11.4	8.5
	Al(C ₆ F ₅) ₃ (toluene) _{0.5} (5.0)										
10 ^[e]	1-B (5.0)	Et ₃ Si-H 38	C ₆ D ₅ Br	6	80	5	0	17.8	0	1.3	7.4
	Al(C ₆ F ₅) ₃ (toluene) _{0.5} (5.0)										
11 ^[e]	1-B (5.0)	Et ₃ Si-H 95	C ₆ D ₅ Br	6	80	48	0	17.7	0	54.2	9.3
	Al(C ₆ F ₅) ₃ (toluene) _{0.5} (5.0)										
12 ^[e]	1-B (10.0)	Et ₃ Si-H 0	C ₆ D ₅ Br	6	80	48	0	0	0	0	0
	tBu ₃ P (10.0)										

^[a] Reaction conditions, otherwise stated: solvent (0.5 mL), [Si-H]₀ = 0.26 mol·L⁻¹, [Cat]₀ = 0.013 mol·L⁻¹, n(CO₂) = 1.3×10⁻⁴ mol, internal standard (hexamethylbenzene) = 0.0616 mol·L⁻¹; ^[b] Conversion of hydrosilane determined by the integration of the ¹H NMR resonances vs those of the standard, hexamethylbenzene; ^[c] Yield of Si product determined by the integration of the corresponding ¹H NMR peak vs those of the standard, hexamethylbenzene. ^[d] solvent (5.0 mL); ^[e] solvent (0.1 mL), [Si-H]₀ = 0.54 mol·L⁻¹, [Cat]₀ = 0.054 mol·L⁻¹, n(CO₂)₀ = 3.2×10⁻⁴ mol, internal standard (hexamethylbenzene) = 0.0615 mol·L⁻¹;

Astonishingly, a binary system **1-Al**/ $\text{B}(\text{C}_6\text{F}_5)_3$ appeared to be the most active within the whole series of combinations (Table 4). With this system, a complete hydrosilane conversion can be achieved within 5 to 10 h at 80 °C both at 1 and 6 bar CO_2 pressure (entries 2–4). By analogy with **1-B**/ $\text{B}(\text{C}_6\text{F}_5)_3$, the same three products were detected by ^1H NMR spectroscopy: major **b** and **d**, and minor **c**. Congener **1-Al**/ $\text{Al}(\text{C}_6\text{F}_5)_3(\text{toluene})_{0.5}$ (entries 16–19) provided a low conversion (<25 %) of Et_3SiH , which could be achieved at 80 °C and at 6 bar only after 48 h affording small amounts of **a–c** and traces of **d**.

Therefore, the mixed catalytic system **1-Al**/ $\text{B}(\text{C}_6\text{F}_5)_3$ was successfully applied using lower loading ($[\text{Al}]_0 = [\text{B}]_0 = 1 \text{ mol}\%$). Though, moderate conversion of hydrosilane was obtained at room temperature and 1 bar CO_2 pressure in $\text{C}_6\text{D}_5\text{Br}$ or in C_6D_6 (entries 5 and 6, respectively), at higher pressure (6 bar; entries 7 and 8, respectively; Figure S22), Et_3SiH was completely consumed within a shorter period of time (30 h). At higher temperature (80 °C) and 6 bar CO_2 pressure, the complete consumption of hydrosilane can be achieved within 5 h in $\text{C}_6\text{D}_5\text{Br}$ and within 10 h in C_6D_6 (entries 9 and 11, respectively). In order to probe the critical role of **1-Al** as cocatalyst, a series of experiments with different respective cocatalyst ratios was conducted (entries 12–15). Thus, upon using a larger proportion of **1-Al** ($[\text{1-Al}]_0/[\text{B}(\text{C}_6\text{F}_5)_3]_0 = 3 : 1$, entries 13 and 15), the high silane conversion was achieved faster and the yield of **b** was systematically higher. This argues in favor of predominant contribution of **1-Al** in the generation of catalytically active species responsible for the conversion of Et_3SiH to **b**.

Under the optimized conditions ($[\text{1-Al}]_0/[\text{B}(\text{C}_6\text{F}_5)_3]_0 = 1 \text{ mol}\%$, C_6D_6 , 6 bar, 80 °C), hydrosilylation of CO_2 with various hydrosilanes was then studied (Table 5). The composition of each crude reaction mixture was determined by ^1H NMR spectroscopy. Thus, the following

hydrosilane reactivity trend was revealed: $\text{PhMe}_2\text{SiH} > \text{Et}_3\text{SiH} > \text{PhSiH}_3 > \text{Ph}_2\text{SiH}_2 > \text{Ph}_3\text{SiH} > (\text{EtO})_3\text{SiH}$. The observed trend is only partially in agreement with both thermodynamic hydricity ($\text{Ph}_3\text{SiH} = \text{PhMe}_2\text{SiH} > \text{Et}_3\text{SiH} > \text{Ph}_2\text{SiH}_2 > \text{PhSiH}_3$)⁴³ and kinetic nucleophilicity ($\text{PhMe}_2\text{SiH} > \text{Et}_3\text{SiH} > \text{Ph}_3\text{SiH} > \text{Ph}_2\text{SiH}_2 > \text{PhSiH}_3 > (\text{EtO})_3\text{SiH}$)⁴⁴ tendencies, and is inconsistent with those for the series of relatively bulkier hydrosilanes Ph_3SiH , Ph_2SiH_2 and PhSiH_3 demonstrating quite the opposite corresponding trends. Given the observed trend can be only in part rationalized in terms of the thermodynamic and kinetic stability of the corresponding $\text{R}_3\text{SiH}\dots\text{LA}$ adducts (LA = Lewis Acid, e.g. $\text{B}(\text{C}_6\text{F}_5)_3$) responsible for the hydride transfer,^{14,15} we surmised that the steric hindrance of hydrosilanes also contributes to the stability of the titled key adducts and, thus, to the global activity.

The reactions with PhMe_2SiH and PhSiH_3 afforded methane (**d**) as the major product, while in the presence of Ph_2SiH_2 , mostly **b** was obtained.

Table 4. Catalytic reduction of CO₂ with Et₃SiH in the presence of **1-AI**.^[a]

Entry	Precat [mol%]	Silane / Conversion [%] ^[b]	Solvent	P _{CO2} [bar]	T [°C]	t [h]	Si products / Conversion [%] ^[c]				
							a	b	c	d	f + g
1	1-AI (10)	Et ₃ Si-H 0	C ₆ D ₅ Br	1	80	48	0	0	0	0	0
2	1-AI (5.0) B(C ₆ F ₅) ₃ (5.0)	Et ₃ Si-H 84	C ₆ D ₅ Br	1	80	5	0	4.7	0.2	74.3	2.7
3	1-AI (5.0) B(C ₆ F ₅) ₃ (5.0)	Et ₃ Si-H > 98	C ₆ D ₅ Br	1	80	10	0	0	0.2	94.6	3.1
4 ^[d]	1-AI (5.0) B(C ₆ F ₅) ₃ (5.0)	Et ₃ Si-H > 98	C ₆ D ₅ Br	6	80	5	0	28.6	0.3	53.7	7.2
5	1-AI (1.0) B(C ₆ F ₅) ₃ (1.0)	Et ₃ Si-H 54	C ₆ D ₅ Br	1	25	48	0	0.7	0.5	47.0	2.1
6	1-AI (1.0) B(C ₆ F ₅) ₃ (1.0)	Et ₃ Si-H 27	C ₆ D ₆	1	25	48	0	2.6	0	17.4	2.4

7 ^[d]	1-Al (1.0) B(C ₆ F ₅) ₃ (1.0)	Et ₃ Si-H > 98	C ₆ D ₅ Br	6	25	30	0	1.2	0	91.6	2.9
8 ^[d]	1-Al (1.0) B(C ₆ F ₅) ₃ (1.0)	Et ₃ Si-H 97	C ₆ D ₆	6	25	30	0	16.7	0.2	67.4	5.0
9 ^[d]	1-Al (1.0) B(C ₆ F ₅) ₃ (1.0)	Et ₃ Si-H > 98	C ₆ D ₅ Br	6	80	5	0	40.1	1.9	46.0	4.8
10 ^[d]	1-Al (1.0) B(C ₆ F ₅) ₃ (1.0)	Et ₃ Si-H 10	C ₆ D ₆	6	80	5	0	5.7	0	0.1	1.9
11 ^[d]	1-Al (1.0) B(C ₆ F ₅) ₃ (1.0)	Et ₃ Si-H > 98	C ₆ D ₆	6	80	15	0	50.2	0.8	38.6	4.9
12 ^[d]	1-Al (0.5) B(C ₆ F ₅) ₃ (1.5)	Et ₃ Si-H 71	C ₆ D ₆	6	25	48	0	3.4	0	63.5	1.6
13 ^[d]	1-Al (1.5) B(C ₆ F ₅) ₃ (0.5)	Et ₃ Si-H 96	C ₆ D ₆	6	25	48	0	30.0	0.7	53.9	4.5

14 ^[d]	1-Al (0.5) B(C ₆ F ₅) ₃ (1.5)	Et ₃ Si-H 48	C ₆ D ₆	6	80	13	0	29.9	0.7	9.0	5.1
15 ^[d]	1-Al (1.5) B(C ₆ F ₅) ₃ (0.5)	Et ₃ Si-H 90	C ₆ D ₆	6	80	13	0	60.1	0.8	11.6	8.7
16	1-Al (5.0) Al(C ₆ F ₅) ₃ (toluene) _{0.5} (5.0)	Et ₃ Si-H 10	C ₆ D ₅ Br	1	80	5	1.6	0.5	1.1	trace	0
17	1-Al (5.0) Al(C ₆ F ₅) ₃ (toluene) _{0.5} (5.0)	Et ₃ Si-H 15	C ₆ D ₅ Br	1	80	48	1.2	0.7	0	trace	0.5
18 ^[d]	1-Al (5.0) Al(C ₆ F ₅) ₃ (toluene) _{0.5} (5.0)	Et ₃ Si-H 15	C ₆ D ₅ Br	6	80	5	1.4	0.4	2.8	trace	0
19 ^[d]	1-Al (5.0) Al(C ₆ F ₅) ₃ (toluene) _{0.5} (5.0)	Et ₃ Si-H 23	C ₆ D ₅ Br	6	80	48	0.9	0.8	1.0	trace	0

^[a] Reaction conditions, otherwise stated: solvent (0.5 mL), [Si-H]₀ = 0.26 mol·L⁻¹, [Cat]₀ = 0.013 mol·L⁻¹, n(CO₂)₀ = 1.3×10⁻⁴ mol, internal standard (hexamethylbenzene) = 0.0616 mol·L⁻¹; ^[b] Conversion of hydrosilane determined by the integration of the ¹H NMR resonances vs those of the standard, hexamethylbenzene; ^[c] Yield of Si product determined by the integration of the corresponding ¹H NMR peak vs those of the standard, hexamethylbenzene. ^[d] solvent (0.1 mL), [Si-H]₀ = 0.54 mol·L⁻¹, [Cat]₀ = 0.054 mol·L⁻¹, n(CO₂)₀ = 3.2×10⁻⁴ mol, internal standard (hexamethylbenzene) = 0.0615 mol·L⁻¹.

Table 5. Catalytic reduction of CO₂ with different hydrosilanes in C₆D₆ at 80 °C and 6 bar in the presence of **1-Al**/B(C₆F₅)₃ ([Al]₀ = [B]₀ = 1 mol%).^[a]

Entry	Silane / Conversion [%] ^[b]	<i>t</i> [h]	Si products / Conversion [%] ^[c]				
			a	b	c	d	f + g
1	Et ₃ SiH 10	5	0	5.7	0	0.1	1.9
2	PhMe ₂ SiH 75	5	0	0	0	56.1	5.8
4	PhSiH ₃ 63	48	0	4.7	4.6	16.2	5.9
3	Ph ₂ SiH ₂ 35	48	0	31.1	0.8	0	1.1
5	Ph ₃ SiH 5	48	0	0	0	0	1.5
6	(EtO) ₃ SiH 0	48	0	0	0	0	0

^[a] Reaction conditions, otherwise stated: solvent (0.1 mL), [Si-H]₀ = 0.54 mol·L⁻¹, [Cat]₀ = 0.054 mol·L⁻¹, *n*(CO₂)₀ = 3.2×10⁻⁴ mol, internal standard (hexamethylbenzene) = 0.0615 mol·L⁻¹; ^[b] Conversion of hydrosilane determined by the integration of the ¹H NMR resonances vs those of the standard, hexamethylbenzene; ^[c] Yield of Si product determined by the integration of the corresponding ¹H NMR peak vs those of the standard, hexamethylbenzene.

Within the series of combinations **1-M/B(C₆F₅)₃** (M = Ga, In and Zn; Table S3), the highest activity in hydrosilylation of CO₂ with Et₃SiH was observed with **1-In/B(C₆F₅)₃**. For instance, a result comparable with that of **1-Al/B(C₆F₅)₃** (Table 4, entry 9) was obtained with **1-In/B(C₆F₅)₃** in C₆D₅Br at 80 °C and 6 bar CO₂ pressure – a full conversion of hydrosilane within 13 h affording mostly **b** and **d** (Table S3, entry 8). In C₆D₆, the same reaction was less efficient resulting only in 43% of Et₃SiH consumed (entry 9).

The binary **1-Zn/B(C₆F₅)₃** system ([Zn]₀ = [B]₀ = 5 mol%) was also probed in C₆D₅Br at 80 °C and 1 or 6 bars of CO₂ pressure (Table S3; entries 11–14). At higher pressure, 57% conversion of hydrosilane was achieved within the first 5 hours (entry 13). However, the prolonged heating of the reaction resulted only in 67% conversion at most after 2 days (entry 14), thus, suggesting deactivation of the catalytic system. Interestingly, among the three observed products of CO₂ reduction (**b–d**), Et₃SiOCH₃ (**c**) was systematically the major one.

Kinetic and Mechanistic Studies of Hydrosilylation. Catalyst Transformation. A closer inspection of the NMR data obtained for the reaction mixtures through the series of catalytic tests (Tables 3–5 and S3) revealed a systematic presence of the two resonances in ca. 1:3 ratio in the aliphatic region of the corresponding ¹H NMR spectra: a broad (δ 3.20 or 3.02 ppm) and a sharp (δ 2.69 or 2.56 ppm) singlets in C₆D₅Br or C₆D₆, respectively. These two signals were assigned to the two compounds, *N*-silyl-anilines (C₆F₅)N(*H*)SiEt₃ (**f**) and (C₆F₅)N(*Me*)SiEt₃ (**g**), in addition their nature was confirmed by GC-MS analysis (Figures S23 and S24, respectively).

To gain a better insight on a possible mechanism of hydrosilylation of CO₂ with Et₃SiH and to address the role of **f** and **g** in the catalytic process we carried out a series of kinetic studies with the most efficient tandem system **1-Al/B(C₆F₅)₃**. Thus, the consumption of Et₃SiH, formation of

products **a–d** and of compounds **f** and **g** were monitored by ^1H NMR spectroscopy under regular conditions (Figure 5) and also at different temperatures (Figures S25a–d). First, the reaction exhibited an induction period featuring a slow consumption of Et_3SiH , and a gradual formation of products **b–d** with a slow appearance of silyl-anilines **f** and **g**. In previous studies on hydrosilylation of CO_2 ,^{15a,45} a similar induction period was observed and attributed^{15a} to a slow process of the reorganization of the poorly active associated ion pair $[\text{Cp}^*_2\text{Sc}]^+[\text{HC}(\text{O})\text{OB}(\text{C}_6\text{F}_5)_3]^-$, derived from precatalyst $[\text{Cp}^*_2\text{Sc}]^+[\text{HB}(\text{C}_6\text{F}_5)_3]^-$ and CO_2 , into a significantly more catalytically efficient separated ion pair $[\text{Cp}^*_2\text{Sc}(\mathbf{b})]^+[\text{HC}(\text{O})\text{OB}(\text{C}_6\text{F}_5)_3]^-$, that is triggered in the presence of bis(silyl)acetal **b**. In our case, the existence of the induction period can also be related to a catalyst evolution process that is accompanied by elimination of silyl-anilines **f** and **g**. In order to address this hypothesis, a kinetic experiment was performed using catalytic system **1-AI**/ $\text{B}(\text{C}_6\text{F}_5)_3$ aged at room temperature in C_6D_6 for 12 hours in the presence of Et_3SiH . Prior to the addition of CO_2 (6 bars) the reaction featured ca. 19% hydrosilane depletion and contained 4 % of **f** and **g**. The subsequent process proceeded at 80 °C without induction period (Figure S27a) and, after 6 hours, resulted in formation of **b** with 70 % yield and nearly complete conversion of hydrosilane.

After the initiation step, both the depletion of Et_3SiH and the formation of **b** appeared to obey zero order kinetics (Figures S25b, c and d). This finding on the overall zero order in hydrosilane consumption parallels the behavior of $[\text{Cp}^*_2\text{Sc}]^+[\text{HB}(\text{C}_6\text{F}_5)_3]^-$ precatalyst that was explained by the existence of a rate-determining step related to the formation of a key intermediate without an immediate participation of hydrosilane.^{15a} The fact that in our case the rates of hydrosilane depletion and formation of **b** are not systematically equal and are both independent of the corresponding reactant/product concentrations may be diagnostic of a complicated multi-step mechanism operating with this catalytic system, where each reduction step can be catalyzed by a

different species. Eyring analyses of the kinetic data (Figure S26) provided the corresponding free energy barrier value (ΔG^\ddagger_{298} of 25(2)–27(2) kcal·mol⁻¹), which is comparable to those evaluated computationally for the prototype tandem Al(C₆F₅)₃/B(C₆F₅)₃ system (ΔG^\ddagger_{298} of 20–22 kcal·mol⁻¹).¹⁴

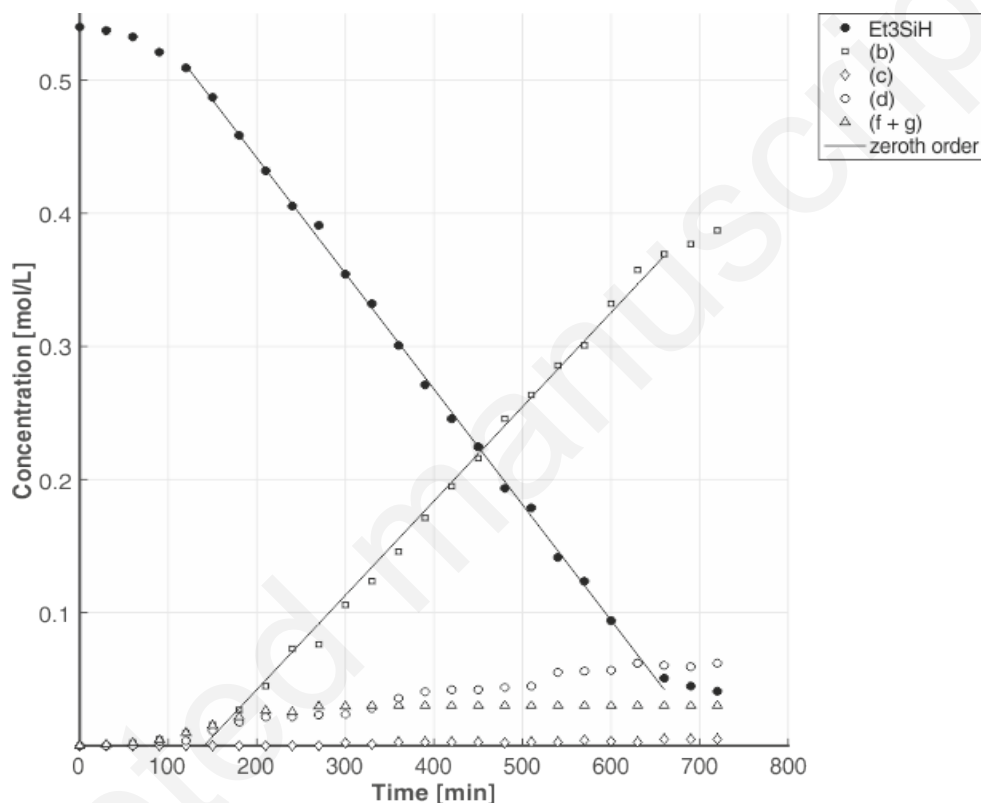


Figure 5. Kinetic plot of concentration [mol·L⁻¹] as a function of time [min] for reduction of CO₂ with Et₃SiH at 80 °C and 6 bar CO₂ pressure: solvent C₆D₆ (0.1 mL), [Et₃SiH]₀ = 0.54 mol·L⁻¹, [1-Al]₀ = 0.054 mol·L⁻¹, [B(C₆F₅)₃] = 0.054 mol·L⁻¹, *n*(CO₂) = 3.2×10⁻⁴ mol, internal standard (hexamethylbenzene) = 0.0615 mol·L⁻¹; *k*_{app,[SiH]} = 1.45(7)·10⁻⁵ M·s⁻¹, *R*² = 0.999, *k*_{app,[b]} = 1.2(1)·10⁻⁵ M·s⁻¹, *R*² = 0.994.

The origin of silyl-anilines **f** and **g** was deduced from several independent stoichiometric experiments. First, addition of B(C₆F₅)₃ (1 equiv) to **1-H** in C₆D₆ or in C₆D₅Br resulted in change of chemical shifts of the ¹H and ¹⁹F{¹H} NMR signals and their pattern for both reagents, which is

in agreement with a possible formation of the (**1-H**)·B(C₆F₅)₃ adduct.⁴⁶ Subsequent addition of excess Et₃SiH after 20 h at 80 °C afforded a complete conversion of **1-H** to an equimolar mixture of **f** and **g** (Figure S28).⁴⁷ However, this pathway is unlikely the source of **f** and **g**, provided the experiments were carried out under inert atmosphere and, thus, the preliminary hydrolysis of **1-AI** can be excluded.

While no reaction was observed between **1-AI** and B(C₆F₅)₃ in C₆D₅Br or in C₆D₆ at 80 °C, addition of Et₃SiH (20 equiv) resulted in a complete consumption of B(C₆F₅)₃ and formation of an unidentified product (Figure S29). The same combination of **1-AI** and B(C₆F₅)₃ and Et₃SiH (20 equiv) in the presence of CO₂ (20 equiv at 1 bar pressure) exhibited a complete consumption of hydrosilane after 20 h at 80 °C affording a complex mixture of unreacted **1-AI** and B(C₆F₅)₃, silyl-anilines **f** and **g**, CH₄ (**d**) and some unidentified products (Figure S30). In an attempt to isolate intermediates of this reduction reaction the corresponding reaction mixture was subjected to crystallization in toluene. Gratifyingly, a new compound – the B(C₆F₅)₃-adduct of *N*-silyl-formamidine **1-SiEt₃** ({B(C₆F₅)₃}·**1-SiEt₃**)⁴⁸ was isolated, whose identity was established by X-ray diffraction analysis (Figure 6). On the other hand, all attempts to obtain exploitable NMR data for the crystals of this compound failed due to its remarkable instability in solution.⁴⁹ The formation of {B(C₆F₅)₃}·**1-SiEt₃** is likely resulted from the putative process of a B(C₆F₅)₃-assisted reduction of **1-AI** with Et₃SiH leading to **1-SiEt₃** and an unidentified aluminum hydrido species, followed by coordination of the former with B(C₆F₅)₃.^{22,46, 50} All attempts to isolate and authenticate aluminum-containing intermediates and products of this reaction were unsuccessful so far.

It should be mentioned that in the above reactions the formation of such typical products of the reaction of Et₃SiH with B(C₆F₅)₃ as Et₃Si...H...B(C₆F₅)₃,^{51,52} HB(C₅F₅)₂,⁵³ Et₃Si(C₆F₅)^{51b,52,54}

and $\{\text{B}(\text{C}_6\text{F}_5)_3\} \cdot \text{Et}_3\text{SiOC}(\text{O})\text{H}^{14}$ either was not observed or could not be unequivocally corroborated.

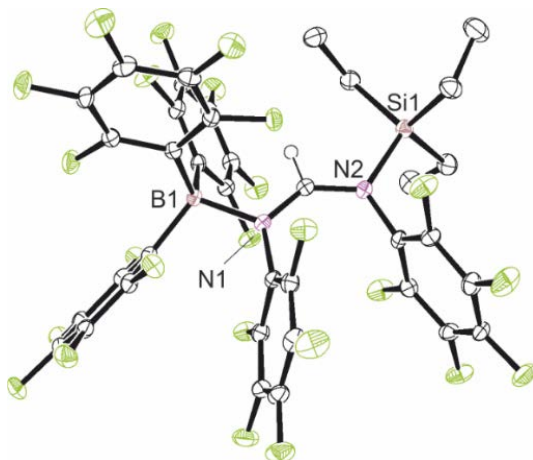


Figure 6. Molecular structure of $\{\text{B}(\text{C}_6\text{F}_5)_3\} \cdot \mathbf{1}\text{-SiEt}_3$.

A series of CO_2 hydrosilylation experiments was attempted using proligand **1-H** in combination with $\text{B}(\text{C}_6\text{F}_5)_3$ or $\text{Al}(\text{C}_6\text{F}_5)_3(\text{toluene})_{0.5}$ (Table 6). The hydrosilylation reaction was not operational in the presence of single **1-H** (entry 1), whereas upon addition of $\text{B}(\text{C}_6\text{F}_5)_3$ as cocatalyst, a nearly one-half conversion of hydrosilane was achieved over 24 h at 80 °C and 6 bar CO_2 pressure both in $\text{C}_6\text{D}_5\text{Br}$ and in C_6D_6 (entries 3 and 4, respectively). However, the metal-free system **1-H**/ $\text{B}(\text{C}_6\text{F}_5)_3$ appeared to be substantially less efficient than **1-Al**/ $\text{B}(\text{C}_6\text{F}_5)_3$ (compare with entries 9 and 11 in Table 4, respectively) also providing larger amounts of methane (**d**) in these experiments. In all experiments, formation of significant amounts of anilines **f** and **g** was detected, apparently derived from the reduction processes. Under the same experimental conditions, **1-H**/ $\text{Al}(\text{C}_6\text{F}_5)_3(\text{toluene})_{0.5}$ congener was found completely inactive (entry 5). Also, the *in situ* combination of **1-SiEt₃**/ $\text{B}(\text{C}_6\text{F}_5)_3$, probed under the same conditions (C_6D_6 , 80 °C, 6 bar) as those enabling the higher performances with **1-Al**/ $\text{B}(\text{C}_6\text{F}_5)_3$ (Table 4, entry 11), resulted only in 23% conversion of hydrosilane after 48 hours (entry 6) giving methane as the principal product (17%).

The above observations suggest that the binary catalytic systems obtained upon combining **1-M** (M = B, Al, Ga, In, Zn) with E(C₆F₅)₃ are susceptible of reacting with Et₃SiH, thus, releasing **1-SiEt₃** which then follows a prompt reduction affording products **f** and **g**. These two N-silyl-anilines, as well as **1-SiEt₃** itself, in combination with B(C₆F₅)₃ can also constitute catalytically active systems capable of CO₂ hydrosilylation reaction as tandem FLP-like R₃N/B(C₆F₅)₃ analogues.⁷ On the other hand, the nature of other Al-containing products, derived from **1-Al**, that are apparently responsible for the predominant formation of **b**, could not be established so far.

Table 6. Catalytic reduction of CO₂ with Et₃SiH in the presence of **1-H** and **1-SiEt₃**.^[a]

Entry	Preat [mol%]	Silane / Conversion [%] ^[b]	Solvent	P _{CO2} [bar]	T [°C]	t [h]	Si products / Conversion [%] ^[c]				
							a	b	c	d	f + g
1 ^[d]	1-H (10.0)	Et ₃ Si-H 0	C ₆ D ₅ Br	6	80	48	0	0	0	0	0
2	1-H (6.0) B(C ₆ F ₅) ₃ (1.0)	Et ₃ Si-H 21	C ₆ D ₅ Br	1	80	24	0	0.6	0	0	10.0
3 ^[d]	1-H (6.0) B(C ₆ F ₅) ₃ (1.0)	Et ₃ Si-H 44	C ₆ D ₅ Br	6	80	24	0	1.6	0	20.1	7.4
4 ^[d]	1-H (6.0) B(C ₆ F ₅) ₃ (1.0)	Et ₃ Si-H 49	C ₆ D ₆	6	80	24	0	3.8	0	26.4	6.4
5 ^[d]	1-H (6.0) Al(C ₆ F ₅) ₃ (tol) _{0.5} (1.0)	Et ₃ Si-H 0	C ₆ D ₅ Br	6	80	24	0	0	0	0	0
6 ^[d]	1-SiEt₃ (1.0) B(C ₆ F ₅) ₃ (1.0)	Et ₃ Si-H 23	C ₆ D ₆	6	80	48	0	3.9	0	17.3	0.3

^[a] Reaction conditions, otherwise stated: solvent (0.5 mL), [Si-H]₀ = 0.26 mol·L⁻¹, [Cat]₀ = 0.013 mol·L⁻¹, n(CO₂)₀ = 1.3×10⁻⁴ mol, internal standard (hexamethylbenzene) = 0.0616 mol·L⁻¹; ^[b] Conversion of hydrosilane determined by the integration of the ¹H NMR resonances vs those of the standard, hexamethylbenzene; ^[c] Yield of Si product determined by

the integration of the corresponding ^1H NMR peak vs those of the standard, hexamethylbenzene; d1 solvent (0.1 mL), $[\text{Si-H}]_0 = 0.54 \text{ mol}\cdot\text{L}^{-1}$, $[\text{Cat}]_0 = 0.054 \text{ mol}\cdot\text{L}^{-1}$, $n(\text{CO}_2) = 3.2 \times 10^{-4} \text{ mol}$, internal standard (hexamethylbenzene) = $0.0615 \text{ mol}\cdot\text{L}^{-1}$.

CONCLUSIONS

In this study, a series of homoleptic group 13 (**1-B**, **1-Al**, **1-Ga**, **1-In**) and group 12 (**1-Zn**) complexes incorporating electron-withdrawing formamidinate ligands was synthesized. Their solution and solid-state structures were established using NMR techniques and XRD analysis, respectively. The higher Lewis acidic character of **1-B** as compared to that of $B(C_6F_5)_3$ was established using both experimental and computational techniques.

The obtained complexes were studied as precursors for CO_2 reduction using hydrosilanes as reducing agents. While single-component **1-M** exhibited no or very poor activity in hydrosilylation, the two-component systems derived from **1-M** and $E(C_6F_5)_3$ ($E = B, Al$) were found significantly more active. Among them, a binary combination **1-Al**/ $B(C_6F_5)_3$ showed the best performance within the whole series, thus providing high hydrosilane (Et_3SiH) conversions under a range of conditions (P_{CO_2} , temperature, benzene or bromobenzene solvents). The main products of these reactions are $CH_2(OSiEt_3)_2$ (**b**) and CH_4 (**d**), while the product ratio was found to be dependent on the reaction conditions. Other hydrosilanes ($PhSiMe_2H$, $PhSiH_3$ and Ph_2SiH_2) were also successfully employed for CO_2 hydrosilylation with **1-Al**/ $B(C_6F_5)_3$ under the optimized condition.

Transformation of the initial catalytic precursors affording multiple species was evidenced by kinetic and mechanistic studies. In particular, the hydrosilane/ $B(C_6F_5)_3$ -assisted cleavage of the ligand–metal bond in the formamidinate precursor **1-M** ($M = Al$) affording N-silyl-formamidine **1-SiEt₃** is surmised to be one of the key steps towards the formation of unidentified so far aluminum-based species featuring a better catalytic performance in hydrosilylation of CO_2 . At the same time, different N-bases, namely $(C_6F_5)N(H)SiEt_3$ and $(C_6F_5)N(Me)SiEt_3$, concomitantly generated from the precursor on the initiation step can also participate as the FLP partners to

$B(C_6F_5)_3$ and, thus, interfere as cocatalysts in several different reduction steps of hydrosilylation. Understanding the behavior of a catalytic system and factors (steric and electronic) responsible for its stability and performance will allow rational engineering of new more efficient and selective molecular catalysts for chemical transformations of CO_2 . These investigations are underway in our labs.

EXPERIMENTAL SECTION

General Considerations. All manipulations were performed under a purified argon atmosphere using standard Schlenk techniques or in a glovebox. Solvents were distilled from Na/benzophenone (THF, Et_2O) and Na/K alloy (toluene, pentane) under argon, degassed thoroughly and stored under argon prior to use. Deuterated solvents (C_6D_6 , C_7D_8 , THF- d_8 ; >99.5% D, Deutero GmbH and Euroisotop) were vacuum-transferred from Na/K alloy into storage tubes. $CDCl_3$, CD_2Cl_2 and C_6D_5Br were kept over CaH_2 and vacuum-transferred before use. CO_2 (Air Liquide, 99.99%) was additionally dried over molecular sieves (Sertronic 500 T DB) prior to utilization. Base-free $B(C_6F_5)_3$ was obtained by sublimation of the adduct $(Et_2O) \cdot B(C_6F_5)_3$ ⁵⁵ under high dynamic vacuum. $Al(C_6F_5)_3(toluene)_{0.5}$,⁵⁶ **1-H**,²³ **a**,¹⁴ **b**⁵⁷ and **c**¹⁴ were prepared according to literature protocols. Other starting materials were purchased from Alfa, Strem, Acros or Aldrich, and used as received.

Instruments and Measurements. NMR spectra of complexes were recorded on Bruker AM-400 and AM-500 spectrometers in Teflon-valved NMR tubes at 25 °C, unless otherwise indicated. 1H NMR chemical shifts are reported in ppm vs $SiMe_4$ using the residual solvent resonances. ^{19}F NMR chemical shifts were determined by external reference to an aqueous solution of $NaBF_4$. ^{11}B NMR spectra were referenced to external $BF_3 \cdot OEt_2$. Assignment of resonances was

made from 2D ^1H - ^1H COSY, ^1H - ^{13}C HSQC and HMBC NMR experiments. Coupling constants are given in Hertz. Elemental analyses (C, H, N) were performed using a Flash EA1112 CHNS Thermo Electron apparatus and are the average of two independent determinations.

Synthesis of $\text{B}(\text{NCN})_3$. In the glovebox, **1-H** (5.02 g, 13.3 mmol) and potassium hydride (0.80 g, 19.9 mmol) were placed into a Schlenk tube equipped with a magnetic stirrer. Dry THF (30 mL) was added under argon and the reaction mixture was stirred at room temperature. After 12 h, the reaction mixture was filtered and all the volatiles were removed under vacuum. The crude potassium salt of the ligand was dried under vacuum for 4 h, and dry Et_2O (30 mL) was added followed by addition of BCl_3 (4.45 mL, 13.3 mmol, a 1 M solution in CH_2Cl_2). The mixture was stirred at room temperature overnight and then filtered and concentrated to a half of the initial volume. The solid was crystallized at room temperature by addition to this solution of dry heptane (4 mL). Off-white crystals were separated and dried under vacuum to afford pinkish powder of **1-B** (2.36 g, 2.1 mmol, 80 %). ^1H NMR (C_6D_6 , 400 MHz, 25 °C): δ 8.27 (s, 3H, CH). $^{19}\text{F}\{^1\text{H}\}$ NMR (C_6D_6 , 376.5 MHz, 25 °C): δ -148.55 (br m, 12F, C_6F_5), -155.75 (br m, 6F, C_6F_5), -162.18 (br m, 12F, C_6F_5). $^{13}\text{C}\{^1\text{H}\}$ NMR (CD_2Cl_2 , 400 MHz, 25 °C) (some signals from quaternary carbons were not identified): δ 153.4 (s, CH), 142.3 (br d, $^1J = 250$, *o*- C_6F_5), 140.5 (br d, $^1J = 255$, *p*- C_6F_5), 139.1 (br d, $^1J = 250$, *m*- C_6F_5). Anal. Calcd for $\text{C}_{39}\text{H}_3\text{BF}_{30}\text{N}_6$: C, 41.23; H, 0.27; N, 7.40. Found: C, 41.16; H, 0.26; N, 7.33.

Synthesis of $\text{Al}(\text{NCN})_3$ (1-AI**).** To a solution of **1-H** (1.0 g 2.6 mmol) in toluene (5 mL) was added trimethylaluminium (1 M solution in heptane, 0.89 mL, 0.89 mmol). The reaction mixture was stirred at room temperature overnight. All volatiles were evaporated in vacuo, and the crude product was recrystallized from toluene to give white crystals of **1-AI** (0.89 g, 0.77 mmol, 87%). ^1H NMR (C_6D_6 , 400 MHz, 25 °C): δ 7.75 (s, 3H, CH). $^{19}\text{F}\{^1\text{H}\}$ NMR (C_6D_6 , 376.5 MHz, 25 °C): δ -

153.45 (d, $J = 20.7$, 12F, *o*-C₆F₅), -159.85 (t, $J = 22.6$, 6F, *p*-C₆F₅), -162.88 (t, $J = 42.1$, 12F, *m*-C₆F₅). ¹³C{¹H} NMR (CD₂Cl₂, 400 MHz, 25 °C) (some signals from quaternary carbons were not identified): δ 153.1 (s, CH), 141.4 (br d, ¹J = 247, *o*-C₆F₅), 138.6 (br d, ¹J = 251, *m*-C₆F₅). Anal.Calcd for C₃₉H₃AlF₃₀N₆: C, 40.65; H, 0.26; N, 7.29. Found: C, 40.62; H, 0.25; N, 7.23.

Synthesis of Ga(NCN)₃ (1-Ga). Using a protocol similar to that described for **1-B**, compound **1-Ga** was obtained from **1-H** (3.0 g 7.8 mmol), KH (0.50 g 13 mmol) and GaCl₃ (0.47 g 2.6 mmol). **1-Ga** was isolated as a slightly pink solid (0.37g, 0.31 mmol, 12 %). ¹H NMR (C₆D₆, 400 MHz, 25 °C): δ 7.66 (s, 3H, CH). ¹⁹F{¹H} NMR (C₆D₆, 376.5 MHz, 25 °C): δ -153.28 (d, $J = 22.0$, 12F, *o*-C₆F₅), -159.86 (t, $J = 22.0$, 6F, *p*-C₆F₅), -162.88 (t, $J = 22.0$, 12F, *m*-C₆F₅). Numerous attempts to obtain the ¹³C NMR data for this compound failed; only signals from solvent were observed in the corresponding NMR spectra. Anal.Calcd for C₃₉H₃GaF₃₀N₆: C, 39.19; H, 0.25; N, 7.03. Found: C, 39.22; H, 0.27; N, 7.14.

Synthesis of In(NCN)₃ (1-In). Using a protocol similar to that described for **1-B**, compound **1-In** was obtained from **1-H** (3.0 g 7.8 mmol), KH (0.50 g 13 mmol) and InBr₃ (0.92 g 2.6 mmol). **1-In** was isolated as a pink powder (0.36g, 0.29 mmol, 11 %). ¹H NMR (C₆D₆, 400 MHz, 25 °C): δ 8.20 (s, 3H, CH). ¹⁹F{¹H} NMR (C₆D₆, 376.5 MHz, 25 °C): δ -154.23 (d, $J = 21.4$, 12F, C₆F₅), -160.69 (t, $J = 21.4$, 6F, C₆F₅), -162.77 (t, $J = 21.4$, 12F, C₆F₅). ¹³C{¹H} NMR (CD₂Cl₂, 400 MHz, 25 °C): δ 164.6 (s, CH), 142.0 (br d, ¹J = 250, *o*-C₆F₅), 140.5 (br d, ¹J = 255, *m*-C₆F₅), 137.0 (br d, ¹J = 250, *p*-C₆F₅), 119.9 (br s, *ipso*-C₆F₅). Anal.Calcd for C₃₉H₃InF₃₀N₆: C, 37.77; H, 0.24; N, 6.78. Found: C, 38.01; H, 0.29; N, 6.98.

Synthesis of Zn(NCN)₂ (1-Zn). Using a protocol similar to that described for **1-Al**, compound **1-Zn** was obtained from **1-H** (3.0 g 7.8 mmol), Et₂Zn (1 M in heptane, 2.67 mL, 2.67 mmol) and isolated as transparent crystalline solid (1.8 g, 2.1 mmol, 83 %). ¹H NMR (C₆D₆, 400 MHz, 25 °C):

δ 7.93 (s, 2H, CH) ppm. $^{19}\text{F}\{^1\text{H}\}$ NMR (C_6D_6 , 376.5 MHz, 25 °C): δ -152.97 (br m, 8F, C_6F_5), -160.04 (br m, 4F, C_6F_5), -162.41 (t, $J = 20.8$, 8F, C_6F_5). $^{13}\text{C}\{^1\text{H}\}$ NMR (C_6D_6 , 400 MHz, 25 °C) (some signals from quaternary carbons were not identified): δ 169.03 (s, CH), 141.8 (br d, $^1J = 246$, *o*- C_6F_5), 137.9 (br d, $^1J = 248$, *m*- C_6F_5), 120.6 (br s, *ipso*- C_6F_5). Anal. Calcd for $\text{C}_{26}\text{H}_2\text{F}_{20}\text{N}_4\text{Zn}$: C, 38.28; H, 0.25; N, 6.87. Found: C, 38.34; H, 0.30; N, 7.01.

Synthesis of $\text{Et}_3\text{Si}(\text{NCN})$ (1-SiEt₃**).** In the glovebox, **1-H** (0.50 g, 1.3 mmol) and KH (0.09 g, 2.0 mmol) were placed into a Schlenk tube equipped with a magnetic stirrer. Dry THF (15 mL) was added under argon and the reaction mixture was stirred at room temperature. After 12 h, the reaction mixture was filtered and all the volatiles were removed under vacuum. The crude potassium salt was dried under vacuum for 4 h, and dry toluene (15 mL) was added followed by addition of Et_3SiCl (2.25 mL, 1.3 mmol) at -78 °C. The mixture was stirred overnight at room temperature and then filtered. All volatiles were removed and a brownish oily product was obtained, and then dried under vacuum overnight to give **1-SiEt₃** (0.03 g, 0.55 mmol, 42 %). The compound apparently exists as a ca. 1:0.9 mixture of two atropoisomers arising from a congested rotation around the C-N single bond (Figure S19),⁵⁸ which slowly interconvert at room temperature. ^1H NMR (C_7D_8 , 400 MHz, 25 °C): δ 7.66 (br s, 1H, CH), 0.86 (br m, 9H, CH_3CH_2), 0.59 (br m, 6H, CH_3CH_2). $^{19}\text{F}\{^1\text{H}\}$ NMR (C_7D_8 , 376.5 MHz, 25 °C): δ -145.9 (br m C_6F_5), -155.2 (br m, C_6F_5), -155.5 (t, $J = 18.8$, C_6F_5), -162.8 (br m, C_6F_5), -164.6 (m, C_6F_5). $^{13}\text{C}\{^1\text{H}\}$ NMR (C_7D_8 , 400 MHz, 25 °C) (some signals from quaternary carbons were not identified): δ 156.6 (br s, 1C, CH), 144.9 (br d, $^1J = 246$, *o*- C_6F_5), 141.1 (br d, $^1J = 251$, *o*- C_6F_5), 140.8 (br d, $^1J = 251$, *p*- C_6F_5), 138.3 (br d, $^1J = 251$, *m*- C_6F_5), 137.3 (br d, $^1J = 251$, *p*- C_6F_5), 6.4 (s, CH_3CH_2), 4.0 (s, CH_3CH_2). Despite repeated attempts, reproducible and satisfactory elemental analysis for **1-SiEt₃** ($\text{C}_{19}\text{H}_{16}\text{F}_{10}\text{N}_2\text{Si}$) could not be obtained, apparently due to the extreme air- and moisture-sensitivity of the compound, and possible formation

during pyrolysis of non-pyrolyzable silicon carbide.

General procedure for CO₂ hydrosilylation – NMR-scale reactions. (A) *Reaction at 1 bar CO₂ pressure.* In the glovebox, a Teflon-valved NMR tube was charged with the internal standard hexamethylbenzene (5.0 mg, 0.0308 mmol), HSiEt₃ (21 μL, 0.13 mmol), pre-catalyst (6.15×10⁻³ mmol; 5.0 mol % vs hydrosilane) and, when relevant, a solution of E(C₆F₅)₃ (5.0 mol% vs hydrosilane). Then, dry degassed C₆D₅Br or C₆D₆ (0.5 mL) was added, and the NMR tube was sealed. The tube was degassed by two freeze-pump-thaw cycles and charged with pure CO₂ under 1 bar pressure (0.13 mmol). Afterwards, it was introduced in the NMR spectrometer preset at the desired temperature. The progress of the reaction was monitored by NMR spectroscopy.

(B) *Reaction at 6 bar CO₂ pressure.* In the glovebox, a Wilmad® high-pressure Teflon-valved NMR tube was charged with the internal standard hexamethylbenzene (1.0 mg, 0.00616 mmol), HSiEt₃ (8.6 μL, 0.054 mmol), a diluted solution of pre-catalyst (5.4×10⁻⁴ mmol; 1.0 mol % vs hydrosilane), relevant E(C₆F₅)₃ (1.0 mol% vs hydrosilane), and dry degassed C₆D₅Br or C₆D₆ (0.1 mL). Then the NMR tube was sealed. The tube was degassed by two freeze-pump-thaw cycles and charged with pure CO₂ under 6 bar pressure (0.32 mmol). Afterwards, it was introduced in the NMR spectrometer preset at the desired temperature. The progress of the reaction was monitored by NMR spectroscopy.

Computational Details. The calculations were performed using the Gaussian 09⁵⁹ program employing B3PW91⁶⁰ functional, and using a standard double- ξ polarized basis set, namely the 6-31(d,p) set. The solvent effects, in our case for toluene, were taken into account during all the calculations by means of the SMD model.⁶¹ All stationary points were fully characterized via analytical frequency calculations as either true minima (all positive eigenvalues) or transition states (one imaginary eigenvalue). The IRC procedure was used to confirm the nature of each transition

state connecting two minima.⁶² Zero-point vibrational energy corrections (ZPVE) were estimated by a frequency calculation at the same level of theory, to be considered for the calculation of the total energy values. The electronic charges (at the DFT level) were computed using the natural population analysis (NPA).⁶³

Crystal Structure Determination of 1-H, 1-B, 1-Al, 1-Ga, 1-In, 1-Zn and {B(C₆F₅)₃}(1-SiEt₃). Diffraction data were collected at 100 K using a Bruker APEX CCD diffractometer with graphite-monochromatized MoK α radiation ($\lambda = 0.71073 \text{ \AA}$). A combination of ω and θ scans was carried out to obtain a unique data set. The crystal structures were solved by direct methods, remaining atoms were located from difference Fourier synthesis followed by full-matrix least-squares refinement based on F² (programs SIR97 and SHELXL-97).⁶⁴ Many hydrogen atoms could be located from the Fourier difference analysis. Other hydrogen atoms were placed at calculated positions and forced to ride on the attached atom. The hydrogen atom positions were calculated but not refined. All non-hydrogen atoms were refined with anisotropic displacement parameters. Crystal data and details of data collection and structure refinement for the different compounds are given in Table S1. Crystal data, details of data collection and structure refinement for all compounds (CCDC 1950208–1950214, respectively) can be obtained from the Cambridge Crystallographic Data Centre via www.ccdc.cam.ac.uk/data_request/cif.

ASSOCIATED CONTENT

Supporting information is available free of charge on the ACS Publications website at DOI:
Selected catalytic results, NMR data, kinetic plots (PDF).

AUTHOR INFORMATION

Corresponding Authors

*E-mail for E.K.: evgueni.kirillov@univ-rennes1.fr

ORCID

Evgueni Kirillov: 0000-0002-5067-480X

Notes

The authors declare no competing financial interest.

ACKNOWLEDGEMENTS

The authors of this work thank ANR-17-CE06-0006-01 “CO22CHEM” for financial support.

W.H. is grateful to the International Master of Molecular Catalysis and Green Chemistry program of the University of Rennes 1.

REFERENCES

-
- ¹ For recent reviews see: (a) Martin, R.; Tortajada, A.; Juliá-Hernández, F.; Borjesson, M.; Moragas, T. Transition-Metal-Catalyzed Carboxylation Reactions with Carbon Dioxide.

Angew. Chem., Int. Ed. **2018**, *57*, 15948–15982; (b) Pramudita, R. A.; Motokura, K. Transformative reduction of carbon dioxide through organocatalysis with silanes. *Green Chem.* **2018**, *20*, 4834–4843; (c) Tappe, N. A.; Reich, R. M.; D'Elia, V.; Kühn, F. E. Current advances in the catalytic conversion of carbon dioxide by molecular catalysts: an update. *Dalton Trans.* **2018**, *47*, 13281–13313; (d) Fernandez-Alvarez, F. J.; Oro, L. A. Homogeneous Catalytic Reduction of CO₂ with Silicon - Hydrides, State of the Art. *ChemCatChem* **2018**, *10*, 4783–4796.

² Olah, G. A.; Beyond oil and gas: the methanol economy. *Angew. Chem., Int. Ed.* **2005**, *44*, 2636–2639.

³ For some representative articles see: (a) Jansen, A.; Görls, H.; Pitter, S. Trans-[Ru^{II}Cl(MeCN)₅][Ru^{III}Cl₄(MeCN)₂]: A reactive intermediate in the homogeneous catalyzed hydrosilylation of carbon dioxide. *Organometallics* **2000**, *19*, 135–138. (b) Jansen, A.; Stephan, P. Homogeneously catalyzed reduction of carbon dioxide with silanes: a study on solvent and ligand effects and catalyst recycling. *J. Mol. Catal. A: Chem.* **2004**, *217*, 41–45. (c) Park, S.; Bezier, D.; Brookhart, M. An Efficient Catalyst for Reduction of Carbon Dioxide to Methane with Trialkylsilanes. *J. Am. Chem. Soc.* **2012**, *134*, 11404–11407. (d) Zhang, L.; Cheng, J.; Hou, Z. Highly efficient catalytic hydrosilylation of carbon dioxide by an N-heterocyclic carbene copper catalyst. *Chem. Commun.* **2013**, *49*, 4782–4784. (e) Itagaki, S.; Yamaguchi, K.; Mizuno, N. Catalytic synthesis of silyl formates with 1 atm of CO₂ and their utilization for synthesis of formyl compounds and formic acid. *J. Mol. Catal. A: Chem.* **2013**, *366*, 347–352. (f) Metsänen, T. T.; Oestreich, M.; Temperature-dependent chemoselective hydrosilylation of carbon dioxide to formaldehyde or methanol oxidation state.

Organometallics **2014**, *34*, 543–546. (g) Jurado-Vázquez, T.; Ortiz-Cervantes, C.; García, J. J. Catalytic reduction of CO₂ with organo-silanes using [Ru₃(CO)₁₂]. *J. Organomet. Chem.* **2016**, *823*, 8–13. (h) Takaya, J.; Iwasawa, N. Synthesis, structure, and catalysis of palladium complexes bearing a group 13 metalloligand: remarkable effect of an aluminum-metalloligand in hydrosilylation of CO₂. *J. Am. Chem. Soc.* **2017**, *139*, 6074–6077. (i) Nakamae, K.; Tanaka, M.; Kure, B.; Nakajima, T.; Ura, Y.; Tanase, T. A fluxional Cu₈H₆ cluster supported by bis(diphenylphosphino)methane and its facile reaction with CO₂. *Chem. Eur. J.* **2017**, *23*, 9457–9461. (k) Jurado-Vázquez, T.; García, J. J. Iron Catalyzed CO₂ Activation with Organosilanes. *Catal. Lett.* **2018**, *148*, 1162–1168. (l) Bertini, F.; Glatz, M.; Stoger, B.; Peruzzini, M.; Veiros, L. F.; Kirchner, K.; Gonsalvi, L. Carbon Dioxide Reduction to Methanol Catalyzed by Mn(I) PNP Pincer Complexes under Mild Reaction Conditions. *ACS Catal.* **2019**, *9*, 632–639. (m) Guzmán, J.; García-Orduña, P.; Polo, V.; Lahoz, F. J.; Oro, L. A.; Fernández-Alvarez, F. J. Ir-catalyzed selective reduction of CO₂ to the methoxy or formate level with HSiMe(OSiMe₃)₂. *Catal. Sci. Technol.* **2019**, *9*, 2858–2867.

⁴ (a) Sattler, W.; Parkin, G. Zinc Catalysts for On-Demand Hydrogen Generation and Carbon Dioxide Functionalization. *J. Am. Chem. Soc.* **2012**, *134*, 17462–17465. (b) Rit, A.; Zanardi, A.; Spaniol, T. P.; Maron, L.; Okuda, J. A Cationic Zinc Hydride Cluster Stabilized by an N-Heterocyclic Carbene: Synthesis, Reactivity, and Hydrosilylation Catalysis. *Angew. Chem. Int. Ed.* **2014**, *53*, 13273–13277. (c) Tüchler, M.; Gärtner, L.; Fischer, S.; Boese, A. D.; Belaj, F.; Mösch-Zanetti, N. C. Efficient CO₂ Insertion and Reduction Catalyzed by a Terminal Zinc Hydride Complex. *Angew. Chem. Int. Ed.* **2018**, *57*, 6906–6909. (d) Feng, G.; Du, C.; Xiang, L.; Li, Rosal, I. del G.; Leng, X.; Chen, Y. Side arm twist on Zn-catalyzed

-
- hydrosilylative reduction of CO₂ to formate and methanol equivalents with high selectivity and activity. *ACS Catal.* **2018**, *8*, 4710–4718. (e) Bruyere, J.-C.; Specklin, D.; Gourlaouen, C.; Lapenta, R.; Veiros, L. F.; Grassi, A.; Milione, A.; Ruhlman, L.; Boudon, C.; Dagorne, S. *Chem. Eur. J.* **2019**, *25*, 8061–8069.
- ⁵ (a) Khandelwal, M.; Wehmschulte, R. J. Deoxygenative reduction of carbon dioxide to methane, toluene, and diphenylmethane with [Et₂Al]⁺ as catalyst. *Angew. Chem. Int. Ed.* **2012**, *51*, 7323–7326. (b) Saleh, M.; Powell, D. R.; Wehmschulte, R. J. Catalytic Reduction of Carbon Dioxide Using Cationic Organoaluminum and-Gallium Compounds. *Organometallics*, **2017**, *36*, 4810–4815. (c) Dagorne, S.; Wehmschulte, R. Recent Developments on the Use of Group 13 Metal Complexes in Catalysis. *ChemCatChem* **2018**, *10*, 2509–2520,
- ⁶ Mukherjee, D.; Sauer, D. F.; Zanardi, A.; Okuda, Selective Metal - Free Hydrosilylation of CO₂ Catalyzed by Triphenylborane in Highly Polar, Aprotic Solvents. *Chem. Eur. J.* **2016**, *22*, 7730–7733.
- ⁷ (a) Stephan, D. W.; Erker, G. Frustrated Lewis pair chemistry of carbon, nitrogen and sulfur oxides. *Chem. Sci.* **2014**, *5*, 2625–2641. (b) Fontaine, F.-G.; Courtemanche, M.-A.; Legare, M.-A.; Rochette, E. Design principles in frustrated Lewis pair catalysis for the functionalization of carbon dioxide and heterocycles. *Coord. Chem. Rev.* **2017**, *334*, 124–135.
- ⁸ Berkefeld, A.; Piers, W. E.; Parvez, M. Tandem Frustrated Lewis Pair/Tris(pentafluorophenyl)borane-Catalyzed Deoxygenative Hydrosilation of Carbon Dioxide. *J. Am. Chem. Soc.* **2010**, *132*, 10660–10661.
- ⁹ (a) Courtemanche, M.-A.; Legare, M.-A.; Rochette, E.; Fontaine, F.-G. Phosphazenes: efficient organocatalysts for the catalytic hydrosilylation of carbon dioxide. *Chem. Commun.* **2015**, *51*,

-
- 6858–6861. (b) Chong, C. C.; Kinjo, R. Hydrophosphination of CO₂ and Subsequent Formate Transfer in the 1,3,2 - Diazaphospholene - Catalyzed N - Formylation of Amines. *Angew. Chem. Int. Ed.* **2015**, *54*, 12116–12120.
- ¹⁰ Motokura, K.; Nakagawa, C.; Pramudita, R. A.; Manaka, Y. Formate-Catalyzed Selective Reduction of Carbon Dioxide to Formate Products using Hydrosilanes. *ACS Sustain. Chem. Eng.* **2019**, *7*, 11056-11061
- ¹¹ Pramudita, R. A.; Motokura, K. Transformative reduction of carbon dioxide through organocatalysis with silanes. *Green Chem.* **2018**, *20*, 4834–4843.
- ¹² Rauch, M.; Strater, Z.; Parkin, G. Selective Conversion of Carbon Dioxide to Formaldehyde via a Bis(silyl)acetal: Incorporation of Isotopically Labeled C₁ Moieties Derived from Carbon Dioxide into Organic Molecules. *J. Am. Chem. Soc.* **2019**, *141*, 17754-17762.
- ¹³ (a) Specklin, D.; Hild, F.; Fliedel, C.; Gourlaouen, C.; Veiros, L. F.; Dagonne, S. Accessing Two-Coordinate Zn^{II} Organocations by NHC Coordination: Synthesis, Structure, and Use as π -Lewis Acids in Alkene, Alkyne, and CO₂ Hydrosilylation. *Chem. Eur. J.* **2017**, *23*, 15908–15912; (b) Rauch, M.; Parkin, G. Zinc and magnesium catalysts for the hydrosilylation of carbon dioxide. *J. Am. Chem. Soc.* **2017**, *139*, 18162–18165; (c) Zhang, Q.; Fukaya, N.; Fujitani, T.; Choi, J. C. Carbon Dioxide Hydrosilylation to Methane Catalyzed by Zinc and Other First-Row Transition Metal Salts. *Bull. Chem. Soc. Jpn.* **2019**, *92*, 1945–1949.
- ¹⁴ Chen, J.; Falivene, L.; Caporaso, L.; Cavallo, L.; Chen, E. Y. X. Selective reduction of CO₂ to CH₄ by tandem hydrosilylation with mixed Al/B catalysts. *J. Am. Chem. Soc.* **2016**, *138*, 5321–5333.
- ¹⁵ (a) Berkefeld, A.; Piers, W. E.; Parvez, M.; Castro, L.; Maron, L.; Eisenstein, O.

Decamethylscandocinium-hydrido-(perfluorophenyl)-borate: fixation and tandem tris(perfluorophenyl)-borane catalyzed Deoxygenative hydrosilation of carbon dioxide. *Chem. Sci.* **2013**, *4*, 2152–2162; (b) LeBlanc, F. A.; Piers, W. E.; Parvez, M. Selective Hydrosilation of CO₂ to a Bis(silylacetal) Using an Amido Bipyridyl-Ligated Organoscandium Catalyst. *Angew. Chem. Int. Ed.* **2014**, *53*, 789–792. (c) Beh, D. W.; Piers, W. E.; Gelfand, B. S.; Lin, J.-B. Tandem Deoxygenative hydrosilation of carbon dioxide with a cationic scandium hydridoborate and B(C₆F₅)₃. *Chem. Eur. J.* **2020**, *49*, 95–101.

¹⁶ (a) Matsuo, T.; Kawaguchi, H. From Carbon Dioxide to Methane: Homogeneous Reduction of Carbon Dioxide with Hydrosilanes Catalyzed by Zirconium-Borane Complexes. *J. Am. Chem. Soc.* **2006**, *128*, 12362–12363; (b) Luconi, L.; Rossin, A.; Tuci, G.; Gafurov, Z.; Lyubov, D. M.; Trifonov, A. A.; Cicchi, S.; Ba, H.; Pham-Huu, C.; Yakhvarov, D.; Giambastiani, G. Benzoimidazole-Pyridylamido Zirconium and Hafnium Alkyl Complexes as Homogeneous Catalysts for Tandem Carbon Dioxide Hydrosilylation to Methane. *ChemCatChem*, **2019**, *11*, 495–510.

¹⁷ Jiang, Y.; Blacque, O.; Fox, T.; Berke, H. Catalytic CO₂ Activation Assisted by Rhenium Hydride/B(C₆F₅)₃ Frustrated Lewis Pairs-Metal Hydrides Functioning as FLP Bases. *J. Am. Chem. Soc.* **2013**, *135*, 7751–7760.

¹⁸ (a) Mitton, S. J.; Turculet, L. Mild Reduction of Carbon Dioxide to Methane with Tertiary Silanes Catalyzed by Platinum and Palladium Silyl Pincer Complexes. *Chem. Eur. J.* **2012**, *18*, 15258–15262; (b) González-Sebastián, L.; Flores-Alamo, M.; García, J. J. Nickel-catalyzed hydrosilylation of CO₂ in the presence of Et₃B for the synthesis of formic acid and related formates. *Organometallics* **2013**, *32*, 7186–7194; (c) Huang, X.; Zhang, K.; Shao, Y.; Li, Y.,

-
- Gu, F.; Qu, L. B.; Ke, Z. Mechanism of Si–H Bond Activation for Lewis Acid PBP-Ni-Catalyzed Hydrosilylation of CO₂: The Role of the Linear SN₂ Type Cooperation. *ACS Catal.* **2019**, *9*, 5279–5289.
- ¹⁹ Edelmann, F.T. Recent progress in the Chemistry of Metal Amidinates and Guanidinates: Synthesis, Catalysis and Materials in *Advances in Organometallic Chemistry*. (Eds.: Hill, A.F.; Fink, M.J.), Elsevier, **2013**, pp 55–374.
- ²⁰ (a) Dureen, M. A.; Stephan, D. W. Reactions of Boron Amidinates with CO₂ and CO and Other Small Molecules. *J. Am. Chem. Soc.* **2010**, *132*, 13559–13568. (b) Cabrera, A. R.; Rojas, R. S.; Valderrama, M.; Pluss, P.; Berke, H.; Daniliuc, C. G.; Kehr, G.; Erker, G. Synthesis of new asymmetric substituted boron amidines–reactions with CO and transfer hydrogenations of phenylacetylene. *Dalton Trans.* **2015**, *44*, 19606–19614. (c) Yang, L.; Ren, X.; Wang, H.; Zhang, N.; Hong, S. The reaction mechanisms of boron amidinate and small molecules: a density function theory study. *Res. Chem. Intermed.* **2012**, *38*, 113–133.
- ²¹ (a) Moreno, S.; Ramos, A.; Carrillo-Hermosilla, F.; Rodríguez-Diéguez, A.; García-Vivó, D.; Fernández-Galán, R.; Antiñolo, A. Selective Three-Component Coupling for CO₂ Chemical Fixation to Boron Guanidinato Compounds. *Inorg. Chem.* **2018**, *57*, 8404–8413. (b) Aders, N.; Keweloh, L.; Pleschka, D.; Hepp, A.; Layh, M.; Rogel, F.; Uhl, W. P–H Functionalized Al/P-Based Frustrated Lewis Pairs in Dipolar Activation and Hydrophosphination: Reactions with CO₂ and SO₂. *Organometallics* **2019**, *38*, 2839–2852. (c) Szykiewicz, N.; Ordyszewska, A.; Chojnacki, J.; Grubba, R. Diaminophosphinoboranes: effective reagents for phosphinoboration of CO₂. *RSC Adv.* **2019**, *9*, 27749–27753.
- ²² Piers, W. E.; Marwitz, A. J. V.; Mercier, L. G. Mechanistic Aspects of Bond Activation with

-
- Perfluoroarylboranes. *Inorg. Chem.* **2011**, *50*, 12252–12262.
- ²³ Abdou, H. E.; Mohamed, A.A.; López-de-Luzuriaga, J. M.; Fackler, J. P. Tetranuclear Gold(I) Clusters with Nitrogen Donor Ligands: Luminescence and X-Ray Structure of Gold(I) Naphthyl Amidinate Complex. *J. Clust. Sci.* **2004**, *15*, 397–411.
- ²⁴ The molecular structure of **1-H**·(toluene) was reported in: Krackl, S.; Inoue, S.; Driess, M.; Enthaler, S. Intermolecular Hydrogen-Fluorine Interaction in Dimolybdenum Triply Bonded Complexes Modified by Fluorinated Formamidine Ligands for the Construction of 2D- and 3D-Networks. *Eur. J. Inorg. Chem.* **2011**, 2103–2111.
- ²⁵ Birkmann, B.; Voss, T.; Geier, S. J.; Ullrich, M.; Kehr, G.; Erker, G.; Stephan, D. W. Frustrated Lewis pairs and ring-opening of THF, dioxane, and thioxane. *Organometallics* **2010**, *29*, 5310–5319.
- ²⁶ (a) Weetman, C.; Hill, M. S.; Mahon, M. F. Magnesium Catalysis for the Hydroboration of Carbodiimides. *Chem. Eur. J.* **2016**, *22*, 7158–7162. (b) Liu, H.; Kulbitski, K.; Tamm, M.; Eisen, M. S. Organoactinide-Catalyzed Monohydroboration of Carbodiimines. *Chem. Eur. J.* **2018**, *24*, 5738–5742.
- ²⁷ Protchenko, A. V.; Urbano, J.; Abdalla, J. A. B. ; Campos, J. ; Vidovic, D. ; Schwarz, A. D. ; Blake, M. P. ; Mountford, P. ; Jones, C.; Aldridge, S. Electronic Delocalization in Two and Three Dimensions: Differential Aggregation in Indium “Metalloid” Clusters. *Angew. Chem.Int. Ed.* **2017**, *56*, 15098–15102.
- ²⁸ Braun, U.; Habereeder, T.; Noth, H.; Piotrowski, H.; Warchhold, M. Triaminoboranes and Their Metallation to N - Lithiotriaminoboranes. *Eur. J. Inorg. Chem.* **2002**, 1132–1145.
- ²⁹ Effective ionic radius for 3-coordinate B³⁺, 0.010 Å; effective ionic radii for 6-coordinate

centers: Al³⁺, 0.535 Å; Ga³⁺, 0.620 Å; In³⁺, 0.800. Å. Shannon, R. D. Revised effective ionic radii and systematic studies of interatomic distances in halides and chalcogenides. *Acta Crystallogr., Sect. A* **1976**, A32, 751–767.

³⁰ Bayram, M.; Blaser, D.; Wolper, C.; Schulz, S. Syntheses and Structures of Bis-Amidinate–Alane Complexes. *Organometallics* **2014**, 33, 2080–2087.

³¹ (a) Dagher, S.; Guzei, I. A.; Coles, M. P.; Jordan, R. F. Synthesis and Structures of Cationic Aluminum and Gallium Amidinate Complexes. *J. Am. Chem. Soc.* **2000**, 122, 274–289. (b) Jones, C.; Junk, P. C.; Kloth, M.; Proctor, K. M.; Stasch, A. Bulky amidinato complexes and amidine adducts of Al, Ga and In halides. *Polyhedron* **2006**, 25, 1592–1600.

³² (a) Tsai, Y.-J.; Lo, W.; Zhao, Q. Ligand control in nuclearity of Zn complexes supported by formamidinates. *Polyhedron* **2015**, 97, 39–46. (b) Schmidt, S.; Schulz, S.; Blaser, D.; Boese, R.; Bolte, M. Synthesis and Structural Characterization of New Zinc Amidinate Complexes. *Organometallics* **2010**, 29, 6097–6103.

³³ Due to poor solubility of this compound at low temperature no comprehensive NMR data could be collected.

³⁴ Laszlo, P.; Teston, M. Determination of the acidity of Lewis acids. *J. Am. Chem. Soc.* **1990**, 112, 8750–8754.

³⁵ Beckett, M. A.; Strickland, G. C.; Holland, J. R.; Varma, S. A convenient NMR method for the measurement of Lewis acidity at boron centres: correlation of reaction rates of Lewis acid initiated epoxide polymerizations with Lewis acidity. *Polymer* **1996**, 37, 4629–4631.

³⁶ Heiden, Z. M.; Thompson, B. L., Influence of Lewis Acid Strength on Molecule Activation. In *The Essential Guide to Lewis Acids*, (Ed.: Sandes, O. M.), Nova Science Publishers, Inc.:

Hauppauge, New York, **2019**; pp 1–87.

- ³⁷ Britovsek, G. J. P.; Ugoletti, J.; White, A. J. P. From $B(C_6F_5)_3$ to $B(OC_6F_5)_3$: Synthesis of $(C_6F_5)_2BOC_6F_5$ and $C_6F_5B(OC_6F_5)_2$ and their relative Lewis acidity. *Organometallics*, **2005**, *24*, 1685–1691.
- ³⁸ Sivaev, I. B.; Bregadze, V. I. Lewis acidity of boron compounds. *Coord. Chem. Rev.* **2014**, *270*, 75–88.
- ³⁹ The amounts of CO_2 ($n(CO_2)_0$), used for the reactions in sealed NMR tubes, were estimated from the ideal gas law equation.
- ⁴⁰ The following signals in the corresponding 1H NMR spectra (25 °C, C_6D_6 or C_6D_5Br , respectively) were used as references: $HC(O)OSiEt_3$ (δ 7.76 and 7.95 ppm), $H_2C(O)OSiEt_3$ (δ 5.06 and 5.10 ppm), $H_3COSiEt_3$ (δ 3.32 and 3.34 ppm) and CH_4 (δ 0.17 and 0.15 ppm).
- ⁴¹ Reaction between **a** and Et_3SiH (3 equiv) in the presence of **1-B**/ $Al(C_6F_5)_3$ (toluene) $_{0.5}$ ($[B]_0 = [Al]_0 = 1$ mol%) proceeded instantly in C_6D_6 at room temperature resulting in 27% conversion of hydrosilane and formation of **b** in 66% yield (vs hydrosilane).
- ⁴² (a) Stephan, D. W. Frustrated Lewis Pairs: From Concept to Catalysis. *Acc. Chem. Res.* **2015**, *48*, 306–316. (b) Voicu, D.; Abolhasani, M.; Choueiri, R.; Lestari, G.; Seiler, C.; Menard, G.; Greener, J.; Guenther, A.; Stephan, D. W.; Kumacheva, E. Microfluidic studies of CO_2 sequestration by frustrated Lewis pairs. *J. Am. Chem. Soc.* **2019**, *136*, 3875–3880.
- ⁴³ Heiden, Z. M.; Lathem, A. P. Establishing the hydride Donor Abilities of Main Group Hydrides. *Organometallics* **2015**, *34*, 1818–1827.
- ⁴⁴ (a) Horn, M.; Schappele, L. H.; Lang-Wittkowski, G.; Mayr, H.; Ofial, A. R. Towards a Comprehensive Hydride Donor Ability Scale. *Chem. Eur. J.* **2013**, *19*, 249–263. (b) Xu, J.;

-
- Krajewski, A.; Niu, Y.; Kiruba, G. S. M.; Lee, J. K. *Chem. Sci.* **2019**, *10*, 8002–8008.
- ⁴⁵ Jaseer, E. A. ; Akhtar, M. N. ; Osman, M. ; Al-Shammari, A. ; Oladipo, H. B.; Garces, K.; Fernandez-Alvarez, F. J.; Al-Khattaf, S.; Oro, L. A. Solvent-free iridium-catalyzed CO₂ hydrosilylation: experiments and kinetic modeling. *Cat. Sci. Technol.* **2015**, *3*, 274–279.
- ⁴⁶ Blackwell, J. M.; Piers, W. E.; Parvez, M. ; McDonald, R. Solution and Solid-State Characteristics of Imine Adducts with Tris(pentafluorophenyl)borane. *Organometallics* **2002**, *21*, 1400–1407.
- ⁴⁷ Methylation of secondary aniline **f** to tertiary **g** can be achieved with CO₂/hydrosilane under mild conditions in the presence of B(C₆F₅)₃, see: (a) Yang, Z.; Yu, B.; Zhang, H.; Zhao, Y.; Ji, G.; Ma, Z.; Liu, Z. B(C₆F₅)₃-catalyzed methylation of amines using CO₂ as C1 building block. *Green Chemistry* **2015**, *17*, 4189–4193. (b) Tlili, A.; Blondiaux, E.; Frogneux, X.; Cantat, T. Reductive functionalization of CO₂ with amines: an entry to formamide, formamidine and methylamine derivatives. *Green Chem.* **2015**, *17*, 157–168. (c) Fang, C.; Lu, C.; Liu, M.; Zhu, Y.; Fu, Y.; Lin, B.-L. Selective Formylation and Methylation of Amines using Carbon Dioxide and Hydrosilane Catalyzed by Alkali-Metal Carbonates. *ACS Catal.* **2016**, *6*, 7876–7881.
- ⁴⁸ Compound **1-SiEt₃** was independently prepared in 42 % yield (see Experimental Section for details) and characterized by ¹H, ¹⁹F{¹H}, ¹³C{¹H} NMR spectroscopy (Figures S18, S20 and S21, respectively). Unexpectedly, the stoichiometric reactions of **1-SiEt₃** with B(C₆F₅)₃, attempted under various conditions, failed to provide pure {B(C₆F₅)₃}·**1-SiEt₃** and all resulted in intractable mixtures of products.
- ⁴⁹ Free B(C₆F₅)₃ and mixtures of unidentified compounds were systematically observed by ¹⁹F NMR spectroscopy. Also, no conclusive data could be obtained from ¹¹B and ²⁹Si NMR

spectroscopic studies.

- 50 Generation of an intermediary hydrido complex $(\text{Me}_2\text{N})_2\text{AlH}$ from $\text{Al}(\text{NMe}_2)_3$ and PhSiH_3 was postulated, see: Allen, L. K.; Garcia-Rodriguez, R.; Wright, D. S. Stoichiometric and catalytic Si–N bond formation using the p-block base $\text{Al}(\text{NMe}_2)_3$. *Dalton Trans.* **2015**, *44*, 12112–12118.
- 51 (a) Parks, D. J.; Blackwell, J. M.; Piers, W. E. Studies on the Mechanism of $\text{B}(\text{C}_6\text{F}_5)_3$ -Catalyzed Hydrosilation of Carbonyl Functions. *J. Org. Chem.* **2000**, *65*, 3090–3098.
(b) Piers, W. E.; Marwitz, A. J. V.; Mercier, L. G. Mechanistic Aspects of Bond Activation with Perfluoroarylboranes. *Inorg. Chem.* **2011**, *50*, 12252–12262.
- 52 Nikonov, G. I.; Vyboishchikov, S. F.; Shirobokov, O. G. Facile Activation of H–H and Si–H Bonds by Boranes. *J. Am. Chem. Soc.* **2012**, *134*, 5488–5491.
- 53 (a) Parks, D. J.; von Spence, R. E.; Piers, W. E. Bis(pentafluorophenyl)borane: Synthesis, Properties, and Hydroboration Chemistry of a Highly Electrophilic Borane Reagent. *Angew. Chem. Int. Ed.* **1995**, *34*, 809–811. (b) Parks, D. J.; Piers, W. E.; Yap G. P. A. Synthesis, Properties, and Hydroboration Activity of the Highly Electrophilic Borane Bis(pentafluorophenyl)borane, $\text{HB}(\text{C}_6\text{F}_5)_2$. *Organometallics* **1998**, *17*, 5492–5503.
- 54 Hagele, G.; Weidenbruch, M. Zusammenhänge zwischen chemischen Verschiebungen, Kopplungskonstanten und $(p-d)\pi$ -Wechselwirkungen. *Chem. Ber.* **1973**, *106*, 460–470.
- 55 Massey, A. G.; Park, A. J.; Stone, F. G. A. Tris(pentafluorophenylboron). *Proc. Chem. Soc.* **1963**, 212.
- 56 Chen, M. C.; Roberts, J. A. S.; Marks, T. J. New mononuclear and polynuclear perfluoroarylmetatate cocatalysts for stereospecific olefin polymerization. *Organometallics*

2004, 23, 932–935.

- ⁵⁷ Zheng, J.; Chevance, S.; Darcel, C.; Sortais, J.-B. Selective reduction of carboxylic acids to aldehydes through manganese catalysed hydrosilylation. *Chem. Commun.* **2013**, 49, 10010-10012.
- ⁵⁸ Maringgele, W.; Meller, A. Synthese von Silylamident und deren Umsetzung mit Boran-derivaten. *Z. Anorg. Allg. Chem.* **1978**, 445, 107–121.
- ⁵⁹ Frisch, M. J.; Trucks, G. W.; Schlegel, H. B.; Scuseria, G. E.; Robb, M. A.; Cheeseman, J. R.; Scalmani, G.; Barone, V.; Mennucci, B.; Petersson, G. A.; Nakatsuji, H.; Caricato, M.; Li, X.; Hratchian, H. P.; Izmaylov, A. F.; Bloino, J.; Zheng, G.; Sonnenberg, J. L.; Hada, M.; Ehara, M.; Toyota, K.; Fukuda, R.; Hasegawa, J.; Ishida, M.; Nakajima, T.; Honda, Y.; Kitao, O.; Nakai, H.; Vreven, T.; Montgomery, J. A., Jr.; Peralta, J. E.; Ogliaro, F.; Bearpark, M.; Heyd, J. J.; Brothers, E.; Kudin, K. N.; Staroverov, V. N.; Kobayashi, R.; Normand, J.; Raghavachari, K.; Rendell, A.; Burant, J. C.; Iyengar, S. S.; Tomasi, J.; Cossi, M.; Rega, N.; Millam, J. M.; Klene, M.; Knox, J. E.; Cross, J. B.; Bakken, V.; Adamo, C.; Jaramillo, J.; Gomperts, R.; Stratmann, R. E.; Yazyev, O.; Austin, A. J.; Cammi, R.; Pomelli, C.; Ochterski, J. W.; Martin, R. L.; Morokuma, K.; Zakrzewski, V. G.; Voth, G. A.; Salvador, P.; Dannenberg, J. J.; Dapprich, S.; Daniels, A. D.; Farkas, Ö.; Foresman, J. B.; Ortiz, J. V.; Cioslowski, J.; Fox, D. J. Gaussian 09, Revision D.01; Gaussian Inc.: Pittsburgh, PA, 2009.
- ⁶⁰ (a) Becke, A. D. Density-functional exchange-energy approximation with correct asymptotic behavior. *Phys. Rev. A* **1988**, 38, 3098. (b) Becke, A. D. Density - functional thermochemistry. III. The role of exact exchange. *J. Chem. Phys.* **1993**, 98, 5648.

-
- ⁶¹ Marenich, A. V.; Cramer, C. J.; Truhlar, D. G. Universal solvation model based on solute electron density and on a continuum model of the solvent defined by the bulk dielectric constant and atomic surface tensions. *J. Phys. Chem. B*, **2009**, *113*, 6378.
- ⁶² Gonzales, C.; Schlegel, H. B. An improved algorithm for reaction path following. *J. Chem. Phys.* **1989**, *90*, 2154.
- ⁶³ Reed, A. E.; Curtiss, L. A.; Weinhold, F. Intermolecular interactions from a natural bond orbital, donor-acceptor viewpoint. *Chem. Rev.* **1988**, *88*, 899–926.
- ⁶⁴ (a) G. M. Sheldrick, SHELXS-97, Program for the Determination of Crystal Structures, University of Goettingen (Germany), 1997; (b) G. M. Sheldrick, SHELXL-97, Program for the Refinement of Crystal Structures, University of Goettingen (Germany), 1997. (c) Sheldrick, G. M. *Acta. Cryst.* **2008**, *A64*, 112–122.