



HAL
open science

Interspecific competition impact on organism responses to chemical stress: an SSD based approach

Vincent Baillard, Cécile Sulmon, Anne-kristel Bittebière, Cendrine Mony, Simon Devin, Elise Billoir

► **To cite this version:**

Vincent Baillard, Cécile Sulmon, Anne-kristel Bittebière, Cendrine Mony, Simon Devin, et al.. Interspecific competition impact on organism responses to chemical stress: an SSD based approach. SETAC Europe Meeting,, May 2018, Rome, Italy. hal-02492022

HAL Id: hal-02492022

<https://univ-rennes.hal.science/hal-02492022>

Submitted on 31 May 2020

HAL is a multi-disciplinary open access archive for the deposit and dissemination of scientific research documents, whether they are published or not. The documents may come from teaching and research institutions in France or abroad, or from public or private research centers.

L'archive ouverte pluridisciplinaire **HAL**, est destinée au dépôt et à la diffusion de documents scientifiques de niveau recherche, publiés ou non, émanant des établissements d'enseignement et de recherche français ou étrangers, des laboratoires publics ou privés.



Vincent BAILLARD¹, Cécile SULMON², Anne-Kristel BITTEBIERE³, Cendrine MONY², Simon DEVIN¹, Elise BILLOIR¹

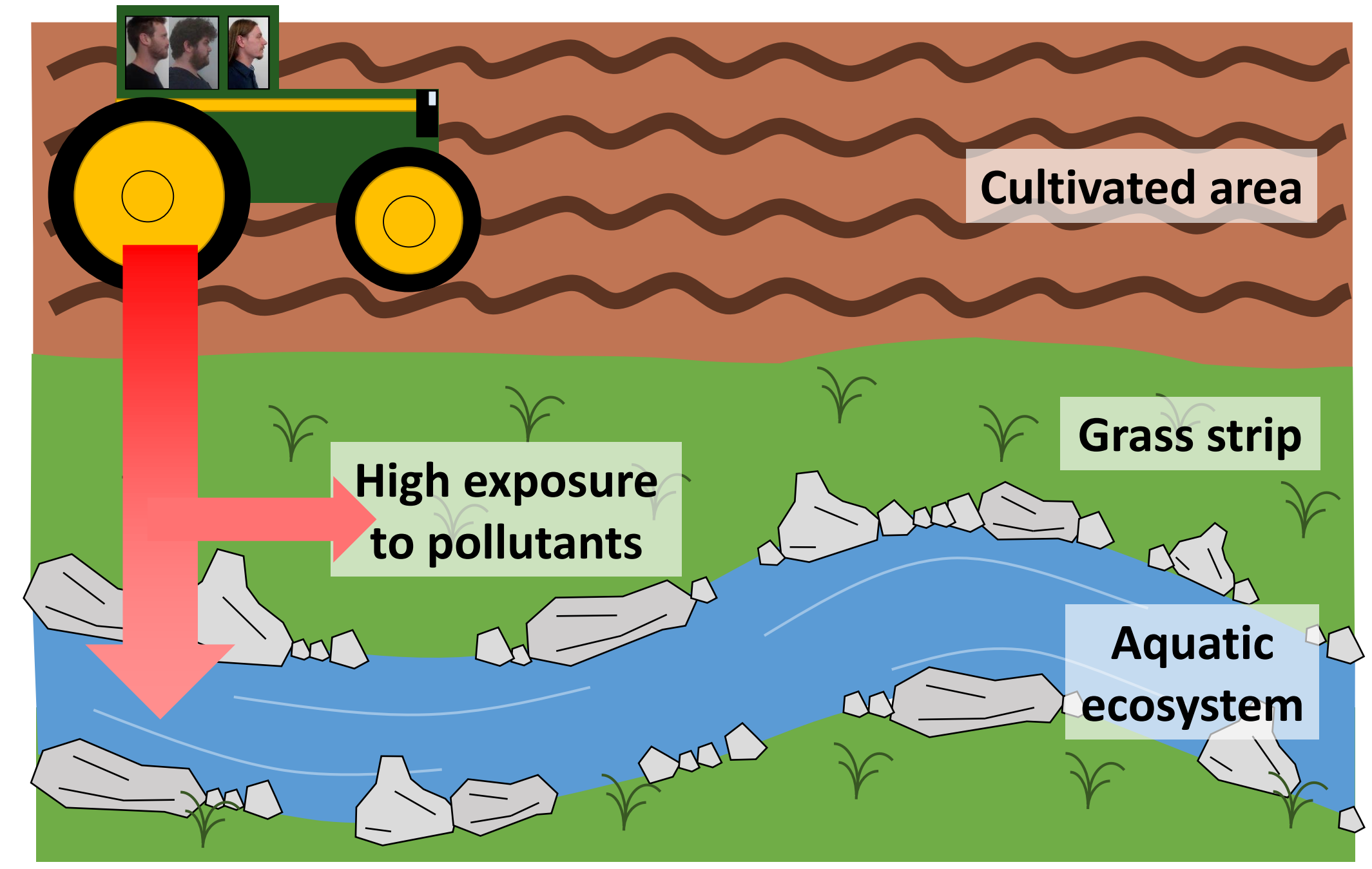
Contact : vincent.baillard@univ-lorraine.fr

1 : LIÉC, CNRS UMR 7360, Université de Lorraine, France
2 : ECOBIO, CNRS UMR 6553, Université de Rennes 1, France
3 : LEHNA, CNRS UMR 5023, Université de Lyon 1, France

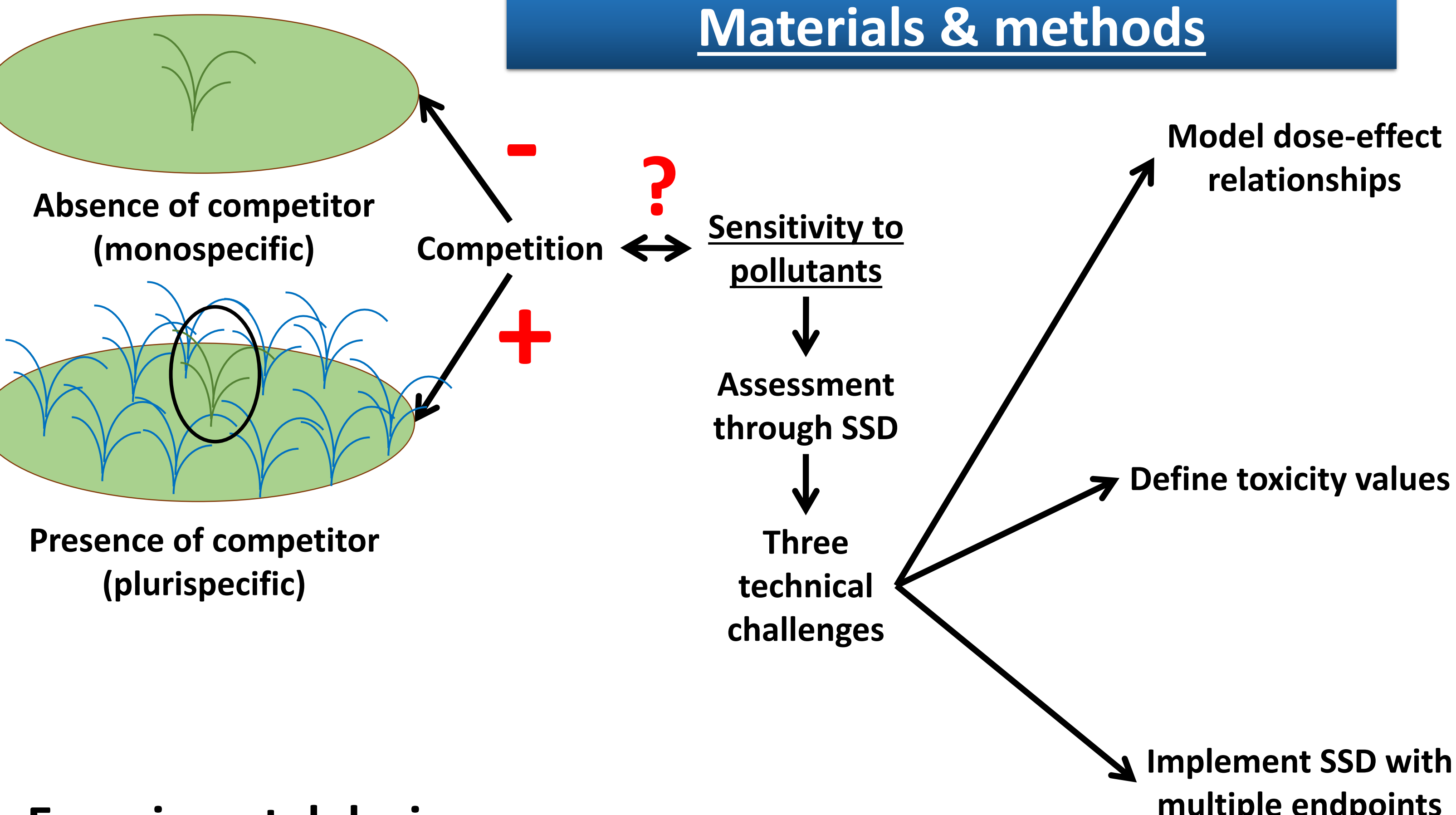
Introduction and objectives

Grass strips are vegetated areas that act as buffer strips against agricultural pollutants flows towards streams. They present a community of plant species that are simultaneously exposed to various pollutants → interactions between competition and chemical stress responses is an important topic. The objective of this study is to :

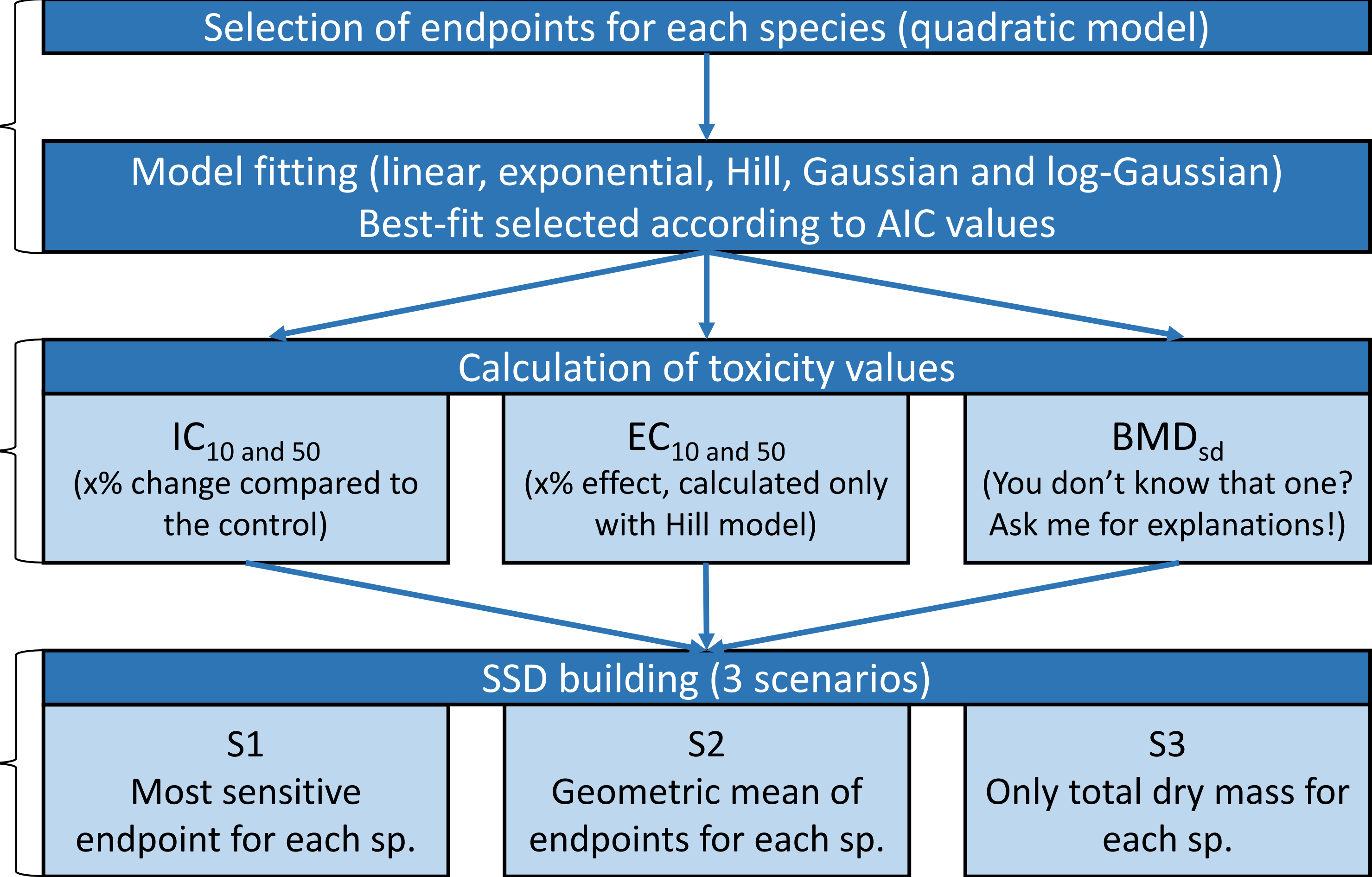
- assess whether interspecific competition modifies tolerance of herbaceous plants to the herbicide isoproturon
- evaluate SSD, a tool widely used in risk assessment that permits to integrate data from monospecific tests to produce a theoretical sensitivity distribution of the community.



Materials & methods



Modelling process (see also comm' WE474 and WE368)



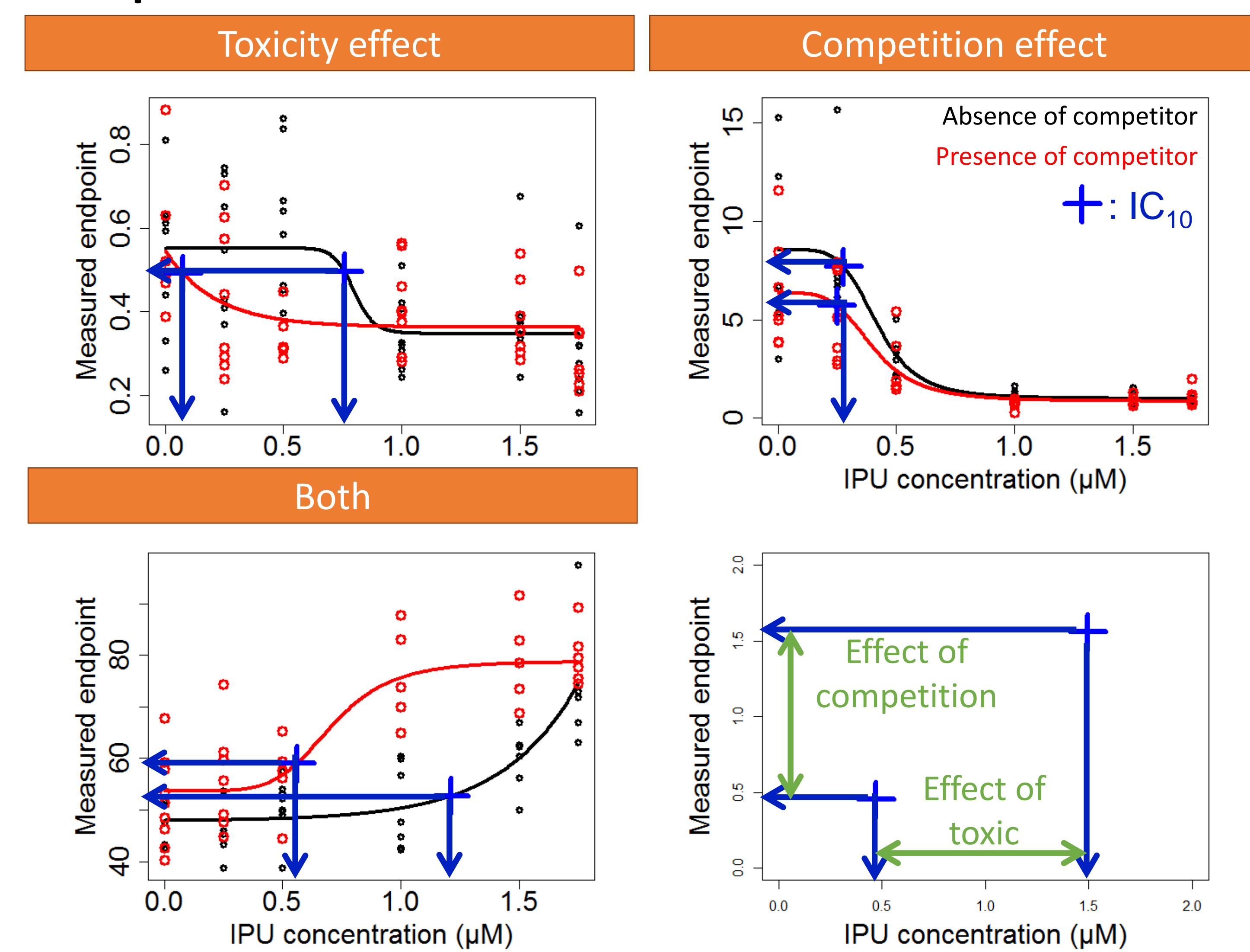
Experimental design

- 6 herbaceous grass species (3 isoproturon tolerance levels * 2 competitiveness levels),
- *Bromus erectus* as model competitor
- 25-days exposure to 6 isoproturon concentrations, from 0 to 1.75 μM, in presence and absence of *Bromus erectus* (8 replicates).
- measurement of 12 endpoints expected to respond to isoproturon and/or competition stress (linked to biomass, photosynthesis, resource allocation...).

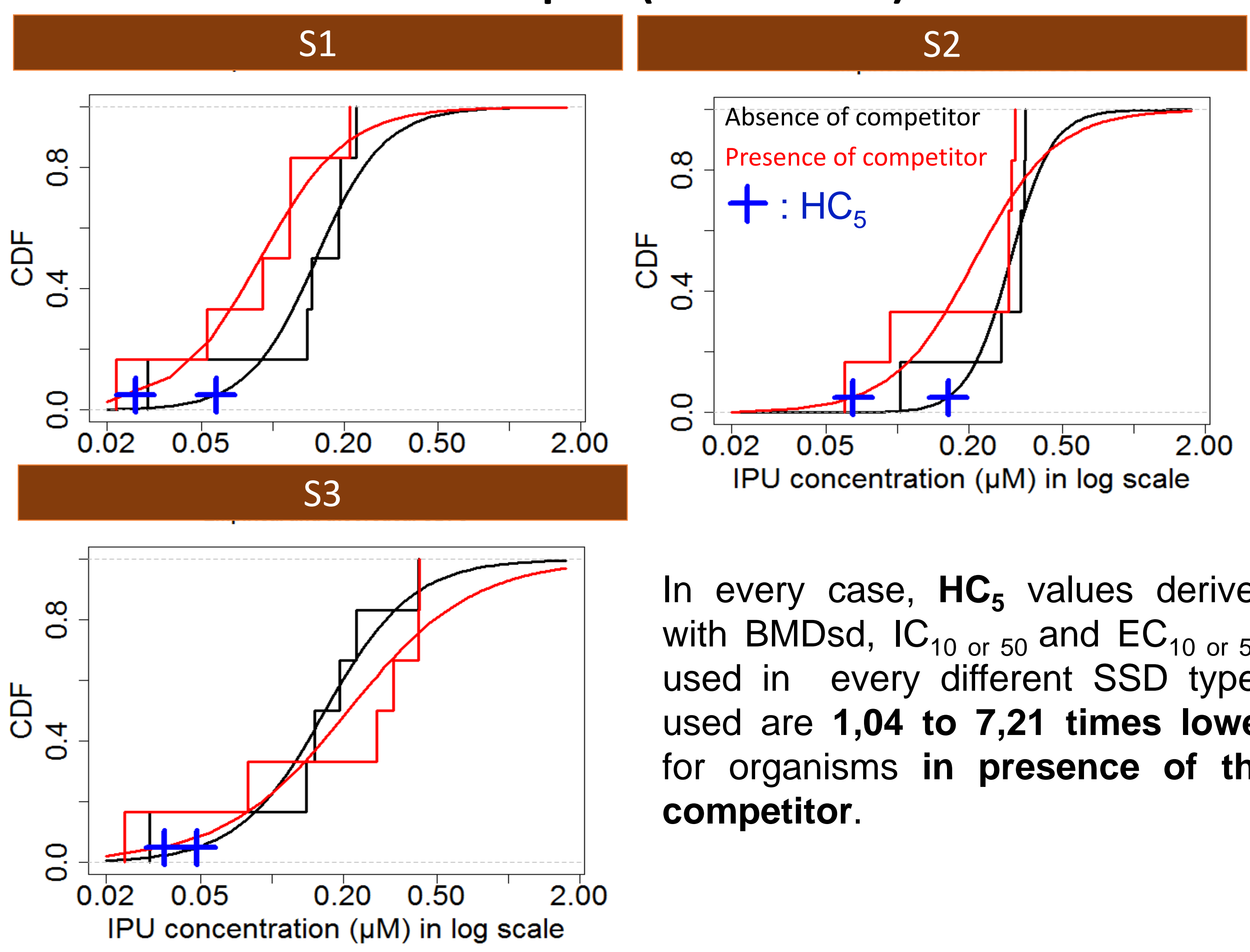
		Isoproturon tolerance		
		Low	Medium	High
Competitiveness	Low	<i>Poa trivialis</i>	<i>Poa pratensis</i>	<i>Trisetum flavescens</i>
	High	<i>Arrhenatherum elatius</i>	<i>Lolium multiflorum</i>	<i>Dactylis glomerata</i>

Results and discussions

Examples of fit



SSD examples (IC10 values)



In every case, **HC₅** values derived with BMDsd, IC₁₀ or 50 and EC₁₀ or 50, used in every different SSD types used are **1,04 to 7,21 times lower** for organisms in **presence of the competitor**.

Depending on species and endpoints, fitted curves present **competition effect** (differences at intercept) and/or **toxicity effect** (differences in toxicity values).

The choice of toxicity value used and the handling of multiple toxicity values for a same species can result in important changes in final HC₅ values and their differences between situations with and without interspecific competition.

Conclusion

Interspecific competition → decrease in tolerance to isoproturon → impact on obtained SSD models.
Toxic value choice & processing of multiple toxic value for each species → changes in HC₅ values and their modification by competition.
It seems important to assess in the future whether this ecological interaction, and others, should be further highlighted in risk assessment.
Other experiments are actually in progress to define if these conclusions can be applied to metabolomic data and to complex assemblages of tested species.