



HAL
open science

Rhenium-Catalyzed Reduction of Carboxylic Acids with Hydrosilanes

Duo Wei, Ruqaya Buhaibeh, Yves Canac, Jean-Baptiste Sortais

► **To cite this version:**

Duo Wei, Ruqaya Buhaibeh, Yves Canac, Jean-Baptiste Sortais. Rhenium-Catalyzed Reduction of Carboxylic Acids with Hydrosilanes. *Organic Letters*, 2019, 21 (19), pp.7713-7716. 10.1021/acs.orglett.9b02449 . hal-02307033

HAL Id: hal-02307033

<https://univ-rennes.hal.science/hal-02307033>

Submitted on 16 Dec 2019

HAL is a multi-disciplinary open access archive for the deposit and dissemination of scientific research documents, whether they are published or not. The documents may come from teaching and research institutions in France or abroad, or from public or private research centers.

L'archive ouverte pluridisciplinaire **HAL**, est destinée au dépôt et à la diffusion de documents scientifiques de niveau recherche, publiés ou non, émanant des établissements d'enseignement et de recherche français ou étrangers, des laboratoires publics ou privés.

Rhenium-catalyzed reduction of carboxylic acids with hydrosilanes

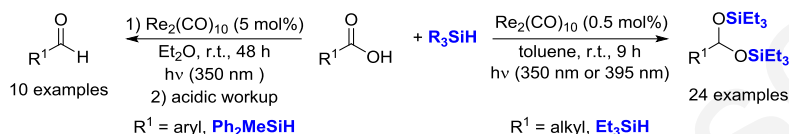
Duo Wei,^{a,b} Ruqaya Buhaibeh,^b Yves Canac^b and Jean-Baptiste Sortais^{b,c,*}

^a Univ Rennes, CNRS, ISCR – UMR 6226, F-35000, Rennes, France

^b LCC-CNRS, Université de Toulouse, CNRS, UPS, Toulouse, France

^c Institut Universitaire de France, 1 rue Descartes, F-75231 Paris Cedex 05, France

Supporting Information Placeholder



ABSTRACT: Re₂(CO)₁₀ efficiently catalyzes the direct reduction of various carboxylic acids under mild conditions (r.t, irradiation 350 or 395 nm). While aliphatic carboxylic acids were readily converted to the corresponding disilylacetals with low catalyst loading (0.5 mol%) in the presence of Et₃SiH (2.2 equiv.), aromatic analogues required more drastic conditions (Re₂(CO)₁₀ 5 mol%, Ph₂MeSiH 4.0 equiv.) to afford the corresponding aldehydes after acid treatment.

Because of their essential role as organic synthons, simple and direct methods to produce aldehydes are highly required. The reduction of carboxylic acids, which is a common transformation, is one of the classical methods for the formation of aldehydes. However, due to the higher reactivity of aldehyde products with respect to acid precursors, the direct reduction of carboxylic acids to aldehydes is generally tedious and the formation of alcohols due to excessive reduction is difficult to avoid.¹ As a main consequence, the preferred conventional route involves a two-step procedure implying complete reduction of acids to the corresponding alcohols, followed by oxidation of these to the desired aldehydes.² An alternative method is to convert the carboxylic acids into more reactive derivatives (acyl halides, anhydrides or esters) before reducing them to aldehydes.³

In this general context, organosilanes offer an unique opportunity to reduce carboxylic acid derivatives with high chemoselectivity.⁴ In particular, silanes allow the direct reduction of carboxylic acids into protected aldehydes in the form of disilylacetals, the latter being then easily converted into aldehydes by acid treatment.

The first example of such transformation was reported by Nagashima et al., using ruthenium carbonyl catalysts in the presence of 1,2-bis(dimethylsilyl)benzene.⁵ From iron based catalysts we have developed a selective and switchable method to form either alcohols in the presence of phenylsilane under UV irradiation, or aldehydes with TMDS (1,1,3,3-tetramethyldisiloxane) under thermal activation.⁶ In addition, the Brookhart group demonstrated that the borane B(C₆F₅)₃ acts as an effective catalyst for the reduction of aliphatic and aromatic carboxylic acids to disilylacetals in the presence of bulky tertiary silanes.⁷ Finally, we have recently shown that the complex Mn₂(CO)₁₀ can catalyze the reduction of various

carboxylic acids into stable disilylacetals under the influence of UV light irradiation (350 nm).⁸

Compared with manganese,⁹ its lighter analogue, whose applications in reduction catalysis are in constant progression,¹⁰ rhenium has been more rarely used in this field and in particular in hydrosilylation type-reactions.¹¹ The first rhenium-catalyzed hydrosilylation was described by Toste in 2003 using the complex [(PPh₃)₂Re(O)₂I],¹² thus demonstrating the potential of high valent Re oxo complexes in such transformation.¹³ Ison and coll. reported also a series of low valent Re(III) complexes for the hydrosilylation of aldehydes, while Berke demonstrated that readily available nitrosyl Re(I) complexes could be effective for the reduction of various carbonyl precursors. Finally, it has been mentioned that mono- and dinuclear Re(I) complexes such as Re(CO)₅Cl and Re₂(CO)₁₀ can behave as valuable catalysts in hydrosilylation reactions for carbonyl derivatives under photochemical activation.¹⁴ Inspired by this work and in line with our effort to develop catalysts based on group 7 transition metals,¹⁵ we report here after the first rhenium catalyzed reduction of carboxylic acids, being aliphatic or aromatic in nature, under either UV (350 nm) or LED's (395 nm) irradiation, and under mild conditions.

The first conditions used here are based on those recently developed in the manganese series for the reduction of carboxylic acids. And thus by selecting the complex Re₂(CO)₁₀ as pre-catalyst (5 mol%) and the tertiary silane Et₃SiH (4 equiv.) as reducing agent, a full conversion of 2-naphthyl acetic acid **1a** to the corresponding disilyl acetal product **2a** was observed after 3h of irradiation at 395 nm (LED, 45 W), at r.t. (ca. 30 °C) in toluene (Table 1, entry 1). The conditions were further optimized to decrease both the catalytic charge to 0.5 mol% (and even up to 0.2 mol%, entry 4) and the amount of Et₃SiH to 2.2 equiv. (entries 5-6). After 9h of irradiation, under these

conditions ($\text{Re}_2(\text{CO})_{10}$ 0.5 mol%, Et_3SiH 2.2 equiv.), the desired product **2a** was finally obtained with high conversion and selectivity (97%, entry 6). The nature of the silane was shown to be crucial for the selectivity of the reaction (Table S1). Indeed, the use of Et_2SiH_2 and PhSiH_3 (4 equiv., entries 1 and 3) lowered the conversion of **1a**, while Ph_2SiH_2 reversed the selectivity in favor of the silylether **3a**, obtained in 80% yield after 3 h of exposure time (entry 2). For its part, TMDS (4 equiv.) led to a full conversion of **1a** but as a 55/45 mixture of adducts **2a** and **3a** (entry 4). Among other tertiary silanes tested (Me_2PhSiH , Ph_2MeSiH , Ph_3SiH and, $(\text{EtO})_3\text{SiH}$, entries 5-9), only Me_2PhSiH led to the formation of **2a** with satisfying selectivity (entry 5, 91%), albeit being less efficient than Et_3SiH under optimized conditions (entry 6).

Following these results, a series of control experiment was then performed (entries 7-13). In the absence of any light, under thermal conditions, or even in the presence of visible light, no conversion of **1a** was detected after 9h (entries 7-9). With 0.5 mol% catalytic charge and 2.2 equiv. of Et_3SiH , the higher conversion of **1a** (ca. 98%) was observed when the reaction was performed under UV irradiations (350 nm) in a Rayonet RPR100 apparatus (entry 10). Noteworthy, the use of a medium pressure UV mercury lamp (150 W) led to a 69% yield of **2a+3a** after only 1 hour and with good selectivity (entry 11). Changing the $\text{Re}_2(\text{CO})_{10}$ catalyst to $\text{Re}(\text{CO})_5\text{Br}$ (1.0 mol%) does not affect the outcome of the reaction,¹⁴ the disilylacetal **2a** being formed in 95% yield under UV irradiation (350 nm) (entry 12). In the absence of any Re-based catalyst, no conversion of the 2-naphthyl acetic acid **1a** could be detected (entry 13). Finally, the addition of TEMPO was shown to inhibit the reaction (entry 14 and Scheme S1, SI).^{14,16}

To gain some insights about the mechanism of this catalyzed reaction, kinetic monitoring was performed in the case of 2-phenyl acetic acid **1c**. The latter confirmed thus the initial formation of a silyl ester intermediate prior to the final product, namely the disilylacetal **2c** (see Table S2 and Fig. S3, SI). An “On-Off” experiment (see Fig. S4, S.I.) confirmed also that continuous irradiation is mandatory for the reduction to proceed.

Table 1. Optimization of the parameters for the reduction of 2-naphthyl acetic acid 1a^a

Entry	$\text{Re}_2(\text{CO})_{10}$ (mol%)	Silane (equiv.)	Time (h)	Yield 2a+3a .	Selectivity 2a:3a
1	5	Et_3SiH (4)	3	> 98	99 1
2	0.5	Et_3SiH (4)	3	77	95 5
3	0.2	Et_3SiH (4)	3	44	95 5
4	0.2	Et_3SiH (4)	6	84	93 7
5	0.5	Et_3SiH (2.2)	6	69	97 3
6	0.5	Et_3SiH (2.2)	9	97	97 3

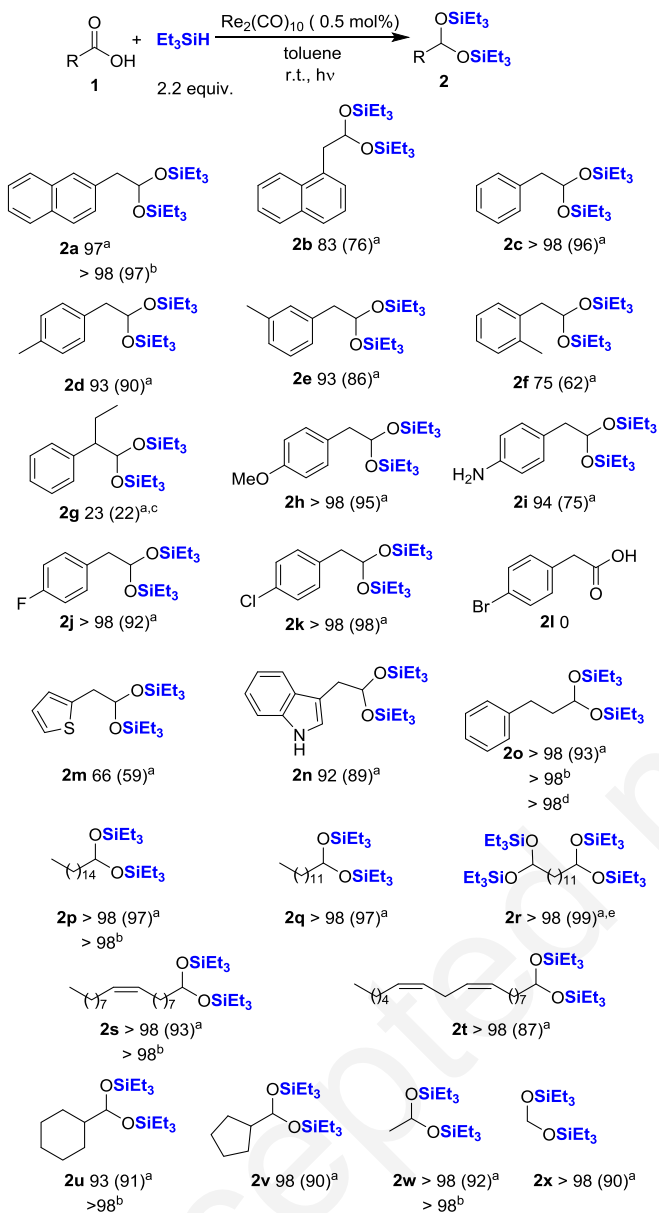
7 ^b	0.5	Et_3SiH (2.2)	9	0	-	-
8 ^c	0.5	Et_3SiH (2.2)	9	0	-	-
9 ^d	0.5	Et_3SiH (2.2)	9	0	-	-
10 ^e	0.5	Et_3SiH (2.2)	9	> 98	98	2
11 ^f	0.5	Et_3SiH (2.2)	1	69	94	6
12 ^{e,g}	1	Et_3SiH (2.2)	9	95	95	5
13 ^e	0	Et_3SiH (2.2)	9			
14^f	1	Et_3SiH (2.2)	18	0	-	-

^a General conditions: In a Schlenk tube, $\text{Re}_2(\text{CO})_{10}$, toluene, the silane and **1a** were added in that order. The reaction was stirred under irradiation (395 nm, 45W) at r.t.. Conversion and selectivity were detected by ¹H NMR on the crude reaction mixture. ^b in the dark; ^c visible light irradiation (30 W); ^d at 100 °C, no irradiation; ^e under UV irradiations (350 nm) in a Rayonet RPR100 apparatus; ^f under UV irradiation with a medium pressure lamp (150 W) ^g $\text{Re}(\text{CO})_5\text{Br}$ (1 mol%) as catalyst. ^f in the presence of TEMPO (1 equiv.)

With the optimized conditions in hand, *i.e.* $\text{Re}_2(\text{CO})_{10}$ (0.5 mol%), Et_3SiH (2.2 equiv.) under irradiation (395 or 350 nm, Table 1, entries 6 and 14), the synthetic scope of this Re-catalyzed reduction of carboxylic acids to disilylacetals was investigated.¹⁷ As shown in Scheme 1, 2-naphthyl acetic acid **1a**, 1-naphthyl acetic acid **1b**, 2-phenyl acetic acid **1c**, methyl substituted 2-phenyl acetic acids **1d-f** and 2-(4-methoxyphenyl) acetic acid **1h** were smoothly converted in the corresponding disilyl acetal products in good yields (up to 97%), although the reaction was shown to be less effective in the case of the *ortho*-substituted acid **1f** (ca. in 62% isolated yield). Sterically hindered acids such as 2-phenylbutanoic acid **1g** could be also reduced but with lower efficiency (ca. 22 %). The reaction is tolerant to amino, fluoro and chloro groups, as demonstrated with the formation of **2i** in 75% yield without any evidence of silylamine species, and of products **2j** and **2k** bearing fluorine and chlorine atoms formed in 92% and 98% yield, respectively. On the opposite, 2-(4-bromophenyl)acetic acid **1l** inhibited the reaction, and debromination of **1l** was detected (c.a. 3%). Interestingly, hetero-aromatic substituted acetic acids based on thiophene **1m** and 1*H*-indole **1n** rings were reduced affording related products **2m** and **2n** in 59% and 89% yield, respectively. Carboxylic acids with longer carbon chains (**2o-2t**) gave also the corresponding acetals in excellent yield up to 98%. Notably, dicarboxylic acid **1r** led to the reduction product **2r** in 99% yield. The internal C=C bond in precursors **1s** and **1t** was not altered while the conjugated C=C bond of cinnamic acid was fully reduced yielding the saturated product **2o**.¹⁸ The latter was also formed by direct reduction of 3-phenylpropionic acid **1o**. The scope of the reaction was successfully extended to cyclohexane- **1u** and cyclopentane **1v** carboxylic acids. Corresponding products **2u** and **2v** were formed in good yield (ca. 90-91%). It is worth mentioning that acetic and formic acids were also reactive in the current reaction, producing **2w** and **2x** in about 90% yield. Noteworthy, a series of substrates was not tolerated under the

selected catalytic conditions, such as 2-pyridine carboxylic acid, mandelic acid and 4-nitrophenyl-acetic acid.

Scheme 1. Scope of the Re-catalyzed reduction of carboxylic acids **1** to disilylacetals **2**



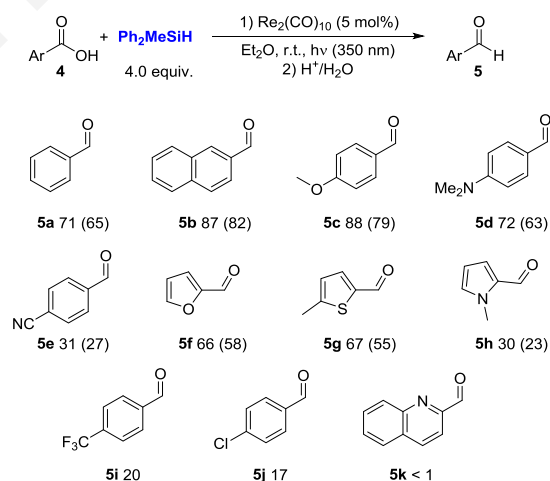
General conditions: carboxylic acid (0.5 mmol), Et_3SiH (176 μL , 1.1 mmol, 2.2 equiv.), $\text{Re}_2(\text{CO})_{10}$ (1.6 mg, 0.5 mol%), r.t., toluene (1.0 mL), irradiation, 9 h; Conversion of **1** was detected by ^1H NMR of the crude mixture; and isolated yields of **2** were shown in parentheses; ^a UV irradiation at 350 nm (Rayonet), ^b irradiation at 395 nm (LED), ^c NMR Yield, ^d starting from cinnamic acid, ^e $\text{Re}_2(\text{CO})_{10}$ (1 mol%), Et_3SiH (4.4 equiv.).

In the perspective of synthetic applications, a gram-scale experiment was performed from 3-phenylpropionic acid **1o** (1.0 g, 6.7 mmol). After 24h reaction, **1o** was fully converted into the diacetal **2o** along with the silyl ether **3o** obtained in 72% and 28% NMR yield, respectively. After acid treatment (1N aqueous HCl),^{5, 8} the related 3-phenylpropionaldehyde was finally isolated in 61% yield.¹⁹

Given the efficiency of the catalytic system, the reduction of more challenging benzoic acid derivatives was then investigated. Indeed, it has been reported that iron-based catalysts⁶ are not active in the reduction of aromatic acids while $\text{Mn}_2(\text{CO})_{10}$ ⁸ lead to low yields and that in the case of $\text{B}(\text{C}_6\text{F}_5)_3$, a higher catalytic charge compared to aliphatic acids is required.^{7a}

The first catalytic tests carried out under the conditions developed for the aliphatic acids did not lead to any reaction with benzoic acid **4a**, even after 48h (See Table S1 in S.I.). Increasing the catalyst loading (5 mol%) and the amount of Et_3SiH (4 equiv.) enabled the formation of the corresponding benzaldehyde **5a** as evidenced by ^1H NMR of the crude mixture (25% conversion). In order to improve the conversion of benzoic acid **4a** into benzaldehyde **5a**, other silanes were then tested (Table S1). A satisfactory conversion (71%) was obtained in the presence of Ph_2MeSiH (4 equiv.) after 48h under irradiation (350 nm) at r.t. in Et_2O . The general scope of the present reaction is presented on Scheme 2. 2-Naphthoic acid **4b** afforded the corresponding aldehyde **5b** in 82% isolated yield. Aromatic acids **4c-d** bearing electron donating -OMe and -NMe₂ groups led to the related aldehydes **5c-d** in good yields. Hetero-aromatic acids based on furane, thiophene and pyrrole rings (**4f-4h**) and 4-cyanobenzoic acid **4e** gave also the corresponding aldehydes but with moderate yields (23-58%). Low conversions were observed from acid precursors containing an electron-withdrawing group, such as 4-(trifluoromethyl)benzoic acid **4i** and 4-chlorobenzoic acid **4j**. No conversion was detected for **5k**.

Scheme 2. Scope of the reduction of aromatic carboxylic acids to aldehydes^a



^a General conditions: carboxylic acid **4** (0.5 mmol), Ph_2MeSiH (200 μL , 1.0 mmol, 4.0 equiv.), $\text{Re}_2(\text{CO})_{10}$ (8.2 mg, 5.0 mol%), r.t., Et_2O (1.0 mL), UV irradiation (350 nm), 48 h, then hydrolysed at r.t. with trifluoroacetic acid (99%, 0.25 mL) for 3 h. NMR-yield of **5** was detected by ^1H NMR of the crude mixture after hydrolysis, and isolated yields of **5** were shown in parentheses.

In conclusion, a variety of aliphatic and aromatic carboxylic acids were smoothly converted to the corresponding disilylacetals that could be easily converted into aldehydes by acidic treatment. Of notable achievements, compared to manganese catalyst $\text{Mn}_2(\text{CO})_{10}$, the catalyst loading of the present reaction with $\text{Re}_2(\text{CO})_{10}$ is lowered by a factor ten and the quantity of

silanes halves. In addition, this new protocol was applied to a range of benzoic acids derivatives that are reluctant to be reduced by traditional methods.

ASSOCIATED CONTENT

Supporting Information

Details experimental procedures and characterization for all the products.

The Supporting Information is available free of charge on the ACS Publications website.

AUTHOR INFORMATION

Corresponding Author

* jean-baptiste.sortais@lcc-toulouse.fr

Author Contributions

The manuscript was written through contributions of all authors.

Notes

ORCID Duo Wei 0000-0002-5928-3151, Ruqaya Buhaibeh 0000-0003-1526-2946, Yves Canac 0000-0002-3747-554X, Jean-Baptiste Sortais, 0000-0003-1178-8588.

ACKNOWLEDGMENT

We thank the Centre National de la Recherche Scientifique (CNRS), the Université de Rennes 1, the Université Toulouse III, Paul Sabatier, the Institut Universitaire de France (IUF) for general support of this project and Noël Lugan for his support. R. B. is grateful to the Embassy of Yemen in Paris, and the program Pause for financial support.

REFERENCES

- (a) Cha, J. S.; Kim, J. E.; Lee, K. W., *J. Org. Chem.* **1987**, *52*, 5030-5032; (b) Cha, J. S.; Kim, J. E.; Oh, S. Y., *Bull. Korean Chem. Soc.* **1987**, *8*, 313-318; (c) Yokoyama, T.; Yamagata, N., *Appl. Catal. A* **2001**, *221*, 227-239; (d) Bedenbaugh, A. O.; Bedenbaugh, J. H.; Bergin, W. A.; Adkins, J. D., *J. Am. Chem. Soc.* **1970**, *92*, 5774-5775; (e) Muraki, M.; Mukaiyama, T., *Chem. Lett.* **1974**, *3*, 1447-1450; (f) Hubert, T. D.; Eyman, D. P.; Wiemer, D. F., *J. Org. Chem.* **1984**, *49*, 2279-2281; (g) Cha, J. S.; Lee, K. D.; Kwon, O. O.; Kim, J. M.; Lee, H. S., *Bull. Korean Chem. Soc.* **1995**, *16*, 561-565; (h) Brown, H. C.; Cha, J. S.; Nazer, B.; Yoon, N. M., *J. Am. Chem. Soc.* **1984**, *106*, 8001-8002; (i) Brown, H. C.; Cha, J. S.; Yoon, N. M.; Nazer, B., *J. Org. Chem.* **1987**, *52*, 5400-5406; (j) Marlett, E. M.; Park, W. S., *J. Org. Chem.* **1990**, *55*, 2968-2969; (k) Sato, F.; Jinbo, T.; Sato, M., *Synthesis* **1981**, *1981*, 871-871; (l) Corriu, R. J. P.; Lanneau, G. F.; Perrot, M., *Tetrahedron Lett.* **1987**, *28*, 3941-3944.
- Trost, B. M., *Comprehensive Organic Synthesis*. Pergamon: Oxford, 1991; Vol. 8, pp 259-305.
- (a) Zhang, M.; Li, N.; Tao, X.; Ruzi, R.; Yu, S.; Zhu, C., *Chem. Commun.* **2017**, *53*, 10228-10231; (b) Sakai, N.; Minato, K.; Ogiwara, Y., *Tetrahedron Lett.* **2017**, *58*, 4563-4567; (c) Tokuyama, H.; Yokoshima, S.; Yamashita, T.; Shao-Cheng, L.; Leping, L.; Fukuyama, T., *J. Braz. Chem. Soc.* **1998**, *9*, 381-387; (d) Braden, R.; Himmler, T., *J. Organomet. Chem.* **1989**, *367*, C12-C14; (e) Fukuyama, T.; Lin, S. C.; Li, L., *J. Am. Chem. Soc.* **1990**, *112*, 7050-7051; (f) Four, P.; Guibe, F., *J. Org. Chem.* **1981**, *46*, 4439-4445; (g) Ho, P. T.; Ngu, K. Y., *J. Org. Chem.* **1993**, *58*, 2313-2316; (h) Chandrasekhar, S.; Kumar, M. S.; Muralidhar, B., *Tetrahedron Lett.* **1998**, *39*, 909-910; (i) Kangani, C. O.; Kelley, D. E.; Day, B. W., *Tetrahedron Lett.* **2006**, *47*, 6289-6292; (j) Gutsulyak, D. V.; Nikonov, G. I., *Adv. Synth. Catal.* **2012**, *354*, 607; (k) Fujisawa, T.; Mori, T.; Tsuge, S.; Sato, T., *Tetrahedron Lett.* **1983**, *24*, 1543-1546; (l) Nagayama, K.; Shimizu, I.; Yamamoto, A., *Bull. Chem. Soc. Jap.*

- 2001*, *74*, 1803-1815; (m) Gooßen, L. J.; Ghosh, K., *Chem. Commun.* **2002**, 836-837; (n) Gooßen, L. J.; Khan, B. A.; Fett, T.; Treu, M., *Adv. Synth. Catal.* **2010**, *352*, 2166-2170; (o) Fujihara, T.; Cong, C.; Terao, J.; Tsuji, Y., *Adv. Synth. Catal.* **2013**, *355*, 3420-3424.
- Addis, D.; Das, S.; Junge, K.; Beller, M., *Angew. Chem. Int. Ed.* **2011**, *50*, 6004-6011.
- Miyamoto, K.; Motoyama, Y.; Nagashima, H., *Chem. Lett.* **2012**, *41*, 229-231.
- Misal Castro, L. C.; Li, H.; Sortais, J.-B.; Darcel, C., *Chem. Commun.* **2012**, *48*, 10514-10516.
- (a) Bézier, D.; Park, S.; Brookhart, M., *Org. Lett.* **2013**, *15*, 496-499; (b) Feghali, E.; Jacquet, O.; Thuéry, P.; Cantat, T., *Catal. Sci. Technol.* **2014**, *4*, 2230-2234.
- Zheng, J.; Chevance, S.; Darcel, C.; Sortais, J.-B., *Chem. Commun.* **2013**, *49*, 10010-10012.
- (a) Wang, C.; Yang, X., *Chem. Asian J.* **2018**, *13*, 2307-2315; (b) Trovitch, R. J., *Acc. Chem. Res.* **2017**, *50*, 2842-2852; (c) Trovitch, R. J., *Synlett* **2014**, *25*, 1638-1642; (d) Royo, B., Recent advances in catalytic hydrosilylation of carbonyl groups mediated by well-defined first-row late transition metals. In *Advances in Organometallic Chemistry*, Academic Press: 2019.
- Kallmeier, F.; Kempe, R., *Angew. Chem. Int. Ed.* **2018**, *57*, 46-60.
- (a) Harms, R. G.; Herrmann, W. A.; Kühn, F. E., *Coord. Chem. Rev.* **2015**, *296*, 1-23; (b) Kuninobu, Y.; Takai, K., *Chem. Rev.* **2011**, *111*, 1938-1953.
- (a) Kennedy-Smith, J. J.; Nolin, K. A.; Gunterman, H. P.; Toste, F. D., *J. Am. Chem. Soc.* **2003**, *125*, 4056-4057; (b) Nolin, K. A.; Krumper, J. R.; Pluth, M. D.; Bergman, R. G.; Toste, F. D., *J. Am. Chem. Soc.* **2007**, *129*, 14684-14696; (c) Nolin, K. A.; Ahn, R. W.; Toste, F. D., *J. Am. Chem. Soc.* **2005**, *127*, 12462-12463; (d) Nolin, K. A.; Krumper, J. R.; Pluth, M. D.; Bergman, R. G.; Toste, F. D., *J. Am. Chem. Soc.* **2007**, *129*, 14684-14696; (e) Nolin, K. A.; Ahn, R. W.; Kobayashi, Y.; Kennedy-Smith, J. J.; Toste, F. D., *Chem. Eur. J.* **2010**, *16*, 9555-9562.
- (a) Ison, E. A.; Trivedi, E. R.; Corbin, R. A.; Abu-Omar, M. M., *J. Am. Chem. Soc.* **2005**, *127*, 15374-15375; (b) Du, G.; Abu-Omar, M. M., *Organometallics* **2006**, *25*, 4920-4923; (c) Ison, E. A.; Cessarich, J. E.; Du, G.; Fanwick, P. E.; Abu-Omar, M. M., *Inorg. Chem.* **2006**, *45*, 2385-2387; (d) Du, G.; Fanwick, P. E.; Abu-Omar, M. M., *J. Am. Chem. Soc.* **2007**, *129*, 5180-5187; (e) Du, G.; Abu-Omar, M. M., *Curr. Org. Chem.* **2008**, *12*, 1185-1198; (f) Du, G.; Fanwick, P. E.; Abu-Omar, M. M., *Inorg. Chim. Acta* **2008**, *361*, 3184-3192; (g) Royo, B.; Romão, C. C., *J. Mol. Catal. A: Chem.* **2005**, *236*, 107-112.
- Toh, C. K.; Sum, Y. N.; Fong, W. K.; Ang, S. G.; Fan, W. Y., *Organometallics* **2012**, *31*, 3880-3887.
- (a) Wei, D.; Roisnel, T.; Darcel, C.; Clot, E.; Sortais, J.-B., *ChemCatChem* **2017**, *9*, 80-83; (b) Li, H.; Wei, D.; Bruneau-Voisine, A.; Ducamp, M.; Henrion, M.; Roisnel, T.; Dorcet, V.; Darcel, C.; Carpentier, J.-F.; Soulé, J.-F.; Sortais, J.-B., *Organometallics* **2018**, *37*, 1271-1279; (c) Wei, D.; Sadek, O.; Dorcet, V.; Roisnel, T.; Darcel, C.; Gras, E.; Clot, E.; Sortais, J.-B., *J. Catal.* **2018**, *366*, 300-309; (d) Zheng, J.; Elangovan, S.; Valyaev, D. A.; Brousses, R.; César, V.; Sortais, J.-B.; Darcel, C.; Lugan, N.; Lavigne, G., *Adv. Synth. Catal.* **2014**, *356*, 1093-1097; (e) Valyaev, D. A.; Wei, D.; Elangovan, S.; Cavailles, M.; Dorcet, V.; Sortais, J.-B.; Darcel, C.; Lugan, N., *Organometallics* **2016**, *35*, 4090-4098.
- Tehfe, M.-A.; Lalevéé, J.; Gignes, D.; Fouassier, J. P., *J. Polym. Sci., Part A: Polym. Chem.* **2010**, *48*, 1830-1837.
- In all cases, the selectivity 2:3 was above 94%.
- The reduction of crotonic (**1y**) and 3-methylcrotonic (**1z**) acids led after hydrolysis to butanal (**5y**) and 3-methylbutanal (**5z**) in 82% and 91% yield respectively, see S.I.
- Liquid 3-phenylpropionaldehyde slowly evolved towards solid 2,4,6-tri(2-phenylethyl)-1,3,5-trioxane after purification.