



HAL
open science

Reaction Conditions for the Regiodivergent Direct Arylations at C2-or C5-Positions of Oxazoles using Phosphine-Free Palladium Catalysts

Xinzhe Shi, Jean-François Soulé, Henri Doucet

► To cite this version:

Xinzhe Shi, Jean-François Soulé, Henri Doucet. Reaction Conditions for the Regiodivergent Direct Arylations at C2-or C5-Positions of Oxazoles using Phosphine-Free Palladium Catalysts. *Advanced Synthesis and Catalysis*, 2019, 361 (20), pp.4748-4760. <10.1002/adsc.201900641>. <hal-02303396>

HAL Id: hal-02303396

<https://univ-rennes.hal.science/hal-02303396v1>

Submitted on 18 Nov 2019

HAL is a multi-disciplinary open access archive for the deposit and dissemination of scientific research documents, whether they are published or not. The documents may come from teaching and research institutions in France or abroad, or from public or private research centers.

L'archive ouverte pluridisciplinaire HAL, est destinée au dépôt et à la diffusion de documents scientifiques de niveau recherche, publiés ou non, émanant des établissements d'enseignement et de recherche français ou étrangers, des laboratoires publics ou privés.



HAL Authorization

Reaction conditions for the regiodivergent direct arylations at C2- or C5-positions of oxazoles using phosphine-free palladium catalysts

Xinzhe Shi,^a Jean-François Soulé^{a,*} and Henri Doucet^{a,*}

^a Univ Rennes, CNRS, ISCR-UMR 6226, F-35000 Rennes, France. jean-francois.soule@univ-rennes1.fr; henri.doucet@univ-rennes1.fr



Supporting information for this article is available on the WWW under <http://dx.doi.org/10.1002/adsc.201#####>.

Abstract. Two sets of reaction conditions for the regiodivergent C2- or C5- direct arylations of oxazole are reported. In both cases, phosphine-free catalysts and inexpensive bases were employed allowing the access to the arylated oxazoles in moderate to high yields. Using Pd(OAc)₂/KOAc as catalyst and base, regioselective C5-arylations were observed; whereas, using Pd(acac)₂/Cs₂CO₃ system, the arylation occurred at the C2-position of oxazole. The higher reactivity of C5-H bond of oxazole as compared to the C2-H bond in the presence of Pd(OAc)₂/KOAc system is consistent with a concerted metalation deprotonation

mechanism; whereas the C2-arylation likely occurs *via* a simple base deprotonation of the oxazole C2-position. Then, from these C2- or C5-arylated oxazoles, a second palladium-catalyzed direct C-H bond arylation affords 2,5-diaryloxazoles with two different aryl groups. We also applied these sequential arylations to the straightforward synthesis of 2-arylphenanthro[9,10-*d*]oxazoles *via* three C-H bond functionalization steps. The Ru-catalyzed C-H arylation of the aryl unit of 2-aryloxazoles is also described.

Keywords: palladium; oxazole; direct arylation; C-H bond functionalization; C-C bond formation

Introduction

Several aryl-substituted oxazole derivatives exhibit important biological properties, such as Oxaprozin which is a non-steroidal anti-inflammatory drug used to relieve the inflammation associated with arthritis (Figure 1). Therefore, the discovery of general and simple routes to (poly)arylated oxazoles has potential for medicinal chemistry.

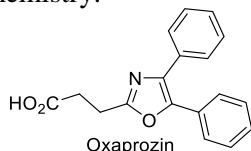
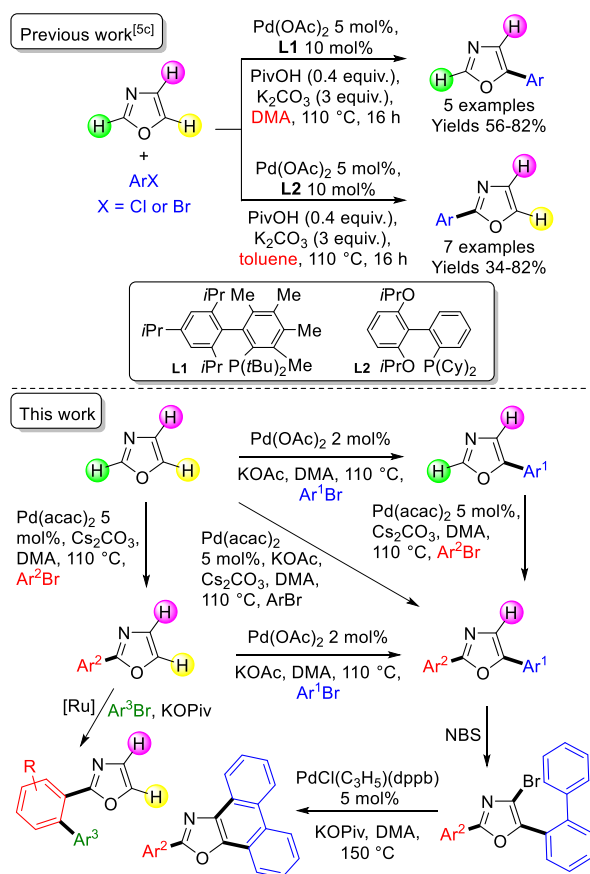


Figure 1. Structure of Oxaprozin.

In recent years, the direct arylation of (hetero)aromatics *via* Pd-catalyzed C-H bond functionalizations has brought a revolution in the access of arylated heteroarenes.^[1,2] This methodology is very attractive compared to the Stille, Suzuki or Negishi couplings as they do not require the preliminary synthesis of organometallic derivatives.^[3] Several examples of Pd-catalyzed arylations *via* a C-H bond functionalization of substituted oxazoles have been reported.^[4] In contrast, only a few examples of Pd-catalyzed direct arylations of unsubstituted oxazole have been described.^[5-7] In 2010, Strotman, Chobanian et al. reported a study dealing with the regiodivergent arylation (C2- *vs* C5-arylations) of oxazoles (Scheme

1, top).^[5c] They revealed that the C5-arylation is preferred in polar solvents such as DMA associated to 10 mol% 2-di-*tert*-butylphosphino-3,4,5,6-tetramethyl-2',4',6'-triisopropyl-1,1'-biphenyl (**L1**) a phosphine ligand; conversely, C2-arylation regioselectively took place in the nonpolar solvent xylene associated to 10 mol% 2-dicyclohexylphosphino-2',6'-diisopropoxybiphenyl (**L2**) as phosphine ligand. In both cases, they employed K₂CO₃/PivOH as base/additive. By contrast, in 2013, Bellina et al. obtained C5-arylated oxazoles regioselectively using Pd(OAc)₂ catalyst and Bu₄NOAc as base without adding phosphine ligand.^[6b] To our knowledge, regiodivergent direct arylations of oxazole using phosphine-free conditions have not yet been described (Scheme 1, bottom).

As a better understanding of the influence of reaction conditions on the regioselectivity control of the arylation of oxazoles is still needed, we reinvestigated the influence of the catalyst, base and solvent for these couplings. Herein, we report i) conditions for the palladium-catalyzed regiodivergent direct arylation of oxazole using phosphine-free catalysts; ii) on the scope of the regioselectivity of C2-arylation, C5-arylation and one pot C2,C5-diarylation; iii) on the influence of the presence of aryl-substituents at C2- or C5-positions of oxazole on their reactivity for access to C2,C5-diaryloxazoles; iv) on the synthesis of 2-arylphenanthro[9,10-*d*]oxazoles *via* three successive C-H bond functionalization steps; and v) on the Ru-catalyzed C-H arylation of the aryl unit of 2-aryloxazoles.



Scheme 1. Pd-catalyzed direct arylations of oxazole.

The free energy of activation for direct arylation of oxazole in the presence of Pd-catalysts *via* Concerted Metalation Deprotonation (CMD)^[8] pathway has been calculated by Gorelsky (Figure 2). The energy of activation of the C-H bond flanked by two heteroelements is higher (25.3 kcal mol⁻¹), than the energy of activation of the C-H bond at C5-position (23.5 kcal mol⁻¹). Therefore, due to the lower energy of activation of the C-H bond at C5-position of oxazole, for reactions which proceed *via* a Pd-catalyzed CMD mechanism, we expected to be able to control the regioselectivity in favor of C5-arylation using acetates as base/ligand; whereas, regioselective C2-arylations might be obtained in the presence of a quite strong base, *via* deprotonation of the C2-position of oxazole.

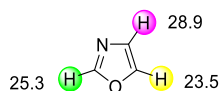


Figure 2. Free energy of activation ($\Delta G^{\ddagger}_{298K}$, kcal mol⁻¹) for direct arylation *via* the CMD pathway involving an acetate ligand with the [Pd(C₆H₅)(PMe₃)(OAc)] catalyst.^[8]

Results and Discussion

3-Bromoquinoline (1 equiv.) and oxazole (2 equiv.) were employed as the model substrates for our study (Table 1). We initially examined the influence of the nature of the base on the regioselectivities and yields

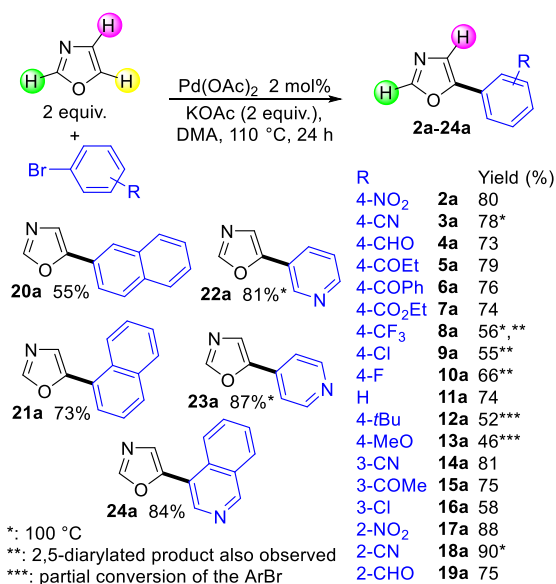
using phosphine-free Pd(OAc)₂ catalyst and DMA as the solvent. We had previously observed that KOAc as base/ligand associated to Pd(OAc)₂ in DMA promotes very efficiently the coupling of several heteroarenes with aryl bromides.^[9] Under these phosphine-free conditions, DMA and also heteroarenes such as oxazoles and some aryl halides might act as ligands to stabilize catalytically active Pd-species. At 110 °C, the expected C5-heteroarylated oxazole **1a** was obtained with a complete regioselectivity in 78% yield (Table 1, entry 1). In sharp contrast, the use of Cs₂CO₃ (2-3 equiv.) as the base instead of KOAc gives rise to the C2-heteroarylated oxazole **1b** in 98-100% regioselectivity and in 22-37% yields (Table 1, entries 2-4). The higher reactivity of C5-H bond as compared to the C2-H bond of oxazoles in the presence of Pd(OAc)₂/KOAc system seems to be in agreement with a CMD mechanism,^[10] whereas the oxazole C2-arylation likely occurs *via* a simple base deprotonation of the oxazole C2-position. In order to improve the yield in the C2-arylated oxazole **1b**, the influence of the solvent, base and catalyst was examined. The use of stronger base *t*BuOK, led to a poor conversion of 3-bromoquinoline, and the desired product **1b** was only obtained in trace amount (Table 1, entry 5). The use of PdCl₂, PdCl₂(MeCN)₂, PdCl₂(PhCN)₂ and Pd(dba)₂ catalysts using Cs₂CO₃ as base, afforded **1b** in similar regioselectivities and yields than Pd(OAc)₂ (Table 1, entries 6-9). The reactions performed in other solvents such as DMF and NMP gave **1b** in poor yields; whereas, the use of *o*-xylene was ineffective (Table 1, entries 10-12). Pd(acac)₂ catalyst using KOAc as the base gave a mixture of products **1a**, **1b** and **1c** in 59:13:28 ratio (Table 1, entry 14). Conversely, the use of 5 mol% Pd(acac)₂ catalyst associated to Cs₂CO₃ (3 equiv.) was very effective, and the target C2-heteroarylated oxazole **1b** was obtained with complete regioselectivity and in 65% yield (Table 1, entry 15). Finally, in order to obtain the C2,C5-diheteroarylated oxazole **1c** *via* a one pot reaction, we employed a mixture of KOAc and Cs₂CO₃ as a mixture of bases (Table 1, entry 16). To our delight, the desired product **1c** was obtained in 80% selectivity and in 74% yield (**1a** was also observed in 19% selectivity). The substrate scope of the C5-arylation of oxazole using a set of (hetero)aryl bromides was investigated (Scheme 2). In the presence of 2 mol% Pd(OAc)₂, KOAc as the base in DMA, very regioselective C5-arylation reactions and good yields in the 5-aryloxazoles **2a-7a** were obtained using aryl bromides bearing nitro, cyano, formyl, propionyl, benzoyl or ester *para*-substituents. In all cases, very low amounts of C2-arylated or C2,C5-diarylated oxazoles were detected by GC/MS and ¹H NMR analysis of the crude mixtures. Lower yields in **8a-10a** were obtained for the coupling aryl bromides *para*-substituted by trifluoromethyl, chloro or fluoro groups, owing to the formation of significant amounts of 2,5-diaryl oxazoles **8c-10c** in the course of these reactions.

Table 1. Influence of the reaction conditions on the Pd-catalyzed arylation of oxazole with 3-bromoquinoline

Entry	Catalyst (mol%)	Solvent	Base	Conv. (%)	Ratio 1a : 1b : 1c	Yield (%)
1	Pd(OAc) ₂ (2)	DMA	KOAc	100	100:0:0	1a 78 ^b
2	Pd(OAc) ₂ (5)	DMA	Cs ₂ CO ₃	38	0:100:0	1b 22 ^{a,b}
3	Pd(OAc) ₂ (5)	DMA	Cs ₂ CO ₃	42	0:100:0	1b 33 ^b
4	Pd(OAc) ₂ (5)	DMA	Cs ₂ CO ₃	45	2:98:0	1b 37
5	Pd(OAc) ₂ (5)	DMA	<i>t</i> BuOK	9	0:100:0	-
6	PdCl ₂ (5)	DMA	Cs ₂ CO ₃	33	0:100:0	-
7	PdCl ₂ (MeCN) ₂ (5)	DMA	Cs ₂ CO ₃	40	0:100:0	-
8	PdCl ₂ (PhCN) ₂ (5)	DMA	Cs ₂ CO ₃	28	0:100:0	-
9	Pd(<i>dba</i>) ₂ (5)	DMA	Cs ₂ CO ₃	36	0:100:0	-
10	PdCl ₂ (MeCN) ₂ (5)	DMF	Cs ₂ CO ₃	31	0:100:0	-
11	PdCl ₂ (MeCN) ₂ (5)	NMP	Cs ₂ CO ₃	20	0:100:0	-
12	PdCl ₂ (MeCN) ₂ (5)	xylene	Cs ₂ CO ₃	3	-	-
13	Pd/C 10% (5)	DMA	Cs ₂ CO ₃	8	0:100:0	-
14	Pd(acac) ₂ (5)	DMA	KOAc	100	59:13:28	-
15	Pd(acac) ₂ (5)	DMA	Cs ₂ CO ₃	100	0:100:0	1b 65
16	Pd(acac) ₂ (5)	DMA	Cs ₂ CO ₃ /KOAc	100	19:1:80	1c 74 ^c

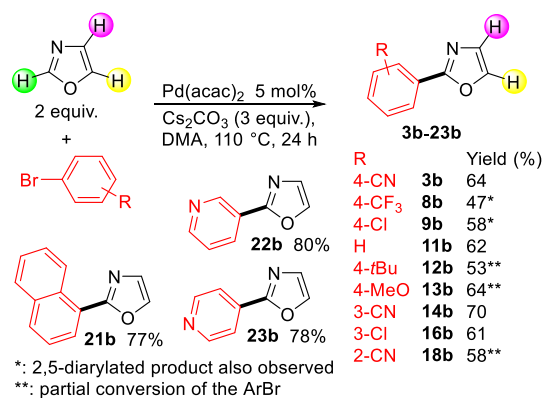
Conditions: 3-Bromoquinoline (1 equiv.), oxazole (2 equiv.), base (3 equiv.), 24 h, 110 °C, conversion of 3-bromoquinoline, isolated yields. ^{a)} 100 °C. ^{b)} Base 2 equiv. ^{c)} 3-Bromoquinoline (3 equiv.), oxazole (1 equiv.), Cs₂CO₃ (3 equiv.) and KOAc (3 equiv.) as mixture of bases, 48 h, conversion of oxazole.

With the electron-rich aryl bromides, 4-*tert*-butylbromobenzene and 4-bromoanisole, the 5-aryloxazoles **12a** and **13a** were also obtained in moderate yields of 52% and 46%, respectively due to a partial conversion of these aryl bromides. Cyano-, acetyl- and chloro-substituents at *meta*-position on the aryl bromide were also tolerated giving access to the corresponding 5-aryloxazoles **14a-16a** in 58-81% yields. Reactions with more hindered, 2-bromonitrobenzene, 2-bromobenzonitrile, 2-bromobenzaldehyde and 1-bromonaphthalene were also successful providing the products **17a-19a** and **21a** in 73-90% yields.

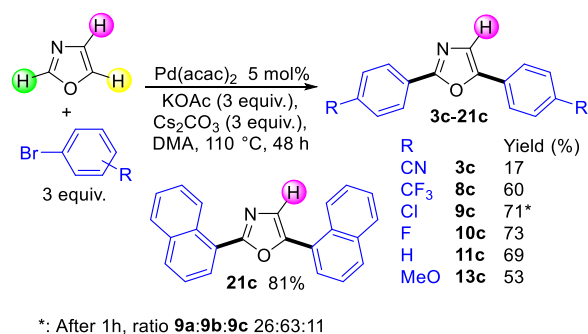
**Scheme 2.** Scope of the C5-arylation of oxazole.

The *N*-containing heterocycles, 3- or 4-bromopyridines, and 4-bromoisoquinoline also regioselectively afforded the desired C5-arylated oxazole derivatives **22a-24a** in 81-87% yields.

Then, the scope of the C2-arylation of oxazole using Pd(acac)₂/Cs₂CO₃ as catalytic system was examined (Scheme 3). Lower yields were generally obtained than for the C5-arylations. However, in all cases, very regioselective C2-arylations were observed. From *para*-substituted aryl bromides bearing electron-withdrawing – e.g. cyano or chloro – or electron-donating – e.g. *tert*-butyl or methoxy – groups, similar yields in the C2-arylated oxazoles **b** were obtained. Moreover, *meta*- or *ortho*-substituents on the aryl bromide and also 3- or 4-bromopyridines also afforded the desired products **14b-23b** in 58-80% yields.

**Scheme 3.** Scope of the C2-arylation of oxazole.

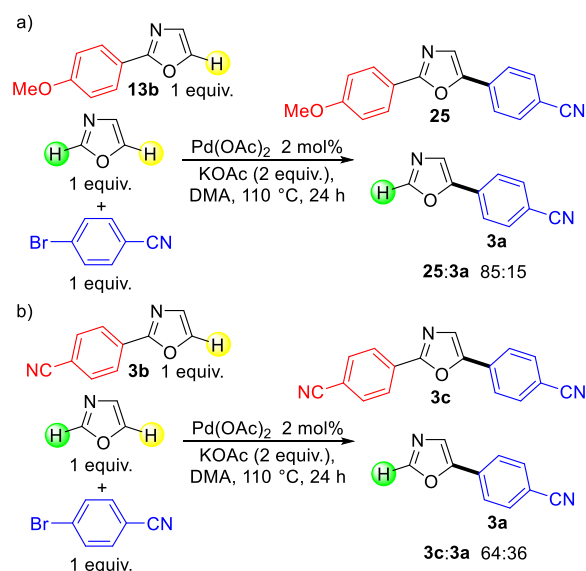
The synthesis of 2,5-diarylated oxazoles from oxazole in a single pot was then examined (Scheme 4). As shown in the table 1 and schemes 2 and 3, the site selectivity for the arylation of oxazole is highly dependent on the presence of acetates for C5-arylation and on the use of a quite strong base for C2-arylation. Based on these results, we assumed that a mixture of KOAc and Cs₂CO₃ as a base might promote the one pot oxazole 2,5-diarylation. The reaction of oxazole with 3 equiv. of 4-bromobenzonitrile, 3 equiv. of KOAc and 3 equiv. of Cs₂CO₃ in the presence of 5 mol% Pd(acac)₂ catalyst afforded the desired 2,5-diaryloxazoles **3c** in only 17% yield, revealing that with a highly electron-deficient aryl bromide, the second arylation is much slower than the first one. Conversely, under the same conditions, the reactions with 4-trifluoro-, 4-chloro- and 4-fluoro-substituted aryl bromides afforded the target products **8c-10c** in 60-73% yields. 2,5-Diphenyloxazole **11c** was also obtained in good yield using bromobenzene as the aryl source. The use of an excess of the electron-rich aryl bromide, 4-bromoanisole (3 equiv.) in the presence of 5 mol% Pd(acac)₂ catalyst gave the desired diarylated product **12c** in 53% yield. 1-Bromonaphthalene was also successfully employed for the one-pot synthesis of the 2,5-diarylated oxazole **21c**. In order to determine the most reactive arylation site under these conditions, the selectivity of the reaction with 4-chlorobromobenzene was measured at 1 h. A mixture of **9a:9b:9c** with a ratio of 26:63:11 was obtained, indicating that under these conditions, the C2-arylation is favored.



Scheme 4. Scope of the C2,C5-diarylation of oxazole.

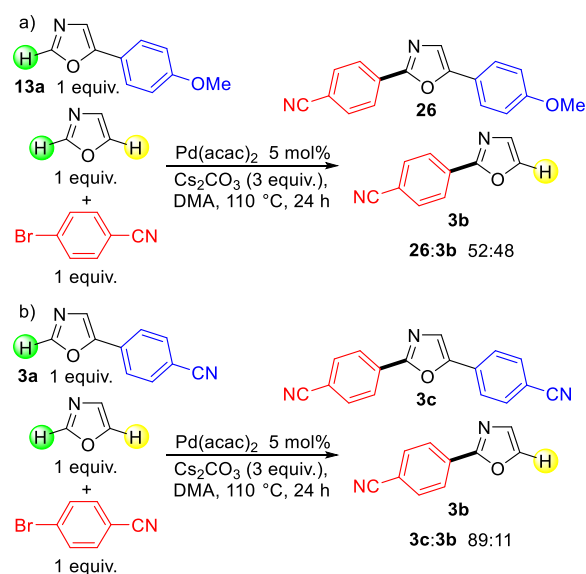
We performed two competition reactions to probe the oxazoles C2-substituent preference of the Pd(OAc)₂ catalyst for the C5-arylation (Scheme 5). From an equimolar mixture of oxazole and 2-(4-methoxyphenyl)oxazole **13b** using 4-bromobenzonitrile as the aryl source, in the presence of 2 mol% Pd(OAc)₂ associated to KOAc as base, the formation of the 2,5-diaryloxazole **25** was observed in 85% selectivity; whereas, 5-aryloxazole **3a** was only produced in 15% selectivity (Scheme 5, a). When an equimolar mixture of oxazole and 4-(oxazol-2-yl)benzonitrile **3b** was used, the ratio between the diaryloxazole **3c** and 5-aryloxazole **3a** was 64:36 (Scheme 5, b). These results indicate that

arylated oxazoles react faster than oxazole and that the presence of an electron-rich aryl at the C2-position of oxazole favors the C5-arylation.



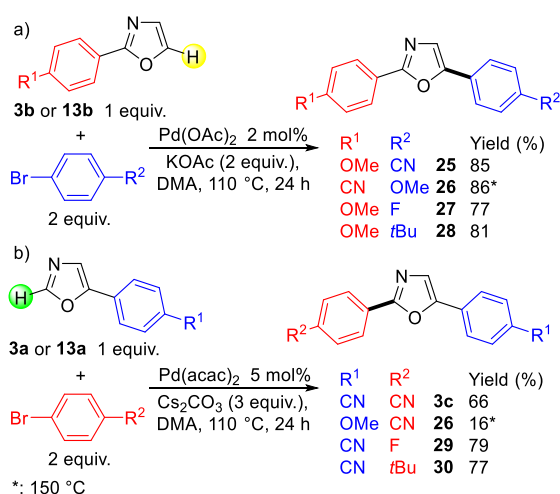
Scheme 5. Competition reactions for the C5-arylation of oxazoles.

Then, we performed two competition reactions from an equimolar mixture of oxazole and the 5-aryloxazoles **3a** and **13a** using again 4-bromobenzonitrile as the aryl source, in the presence of 5 mol% Pd(acac)₂ associated to Cs₂CO₃ as base (Scheme 6). The formation of the 2,5-diaryloxazoles **26** and **3c** was observed in 52% selectivity from oxazole and **13a**, and 89% selectivity from oxazole and **3a**. The presence of an electron-deficient aryl group at the oxazole C5-position strongly favors the C2-arylation.



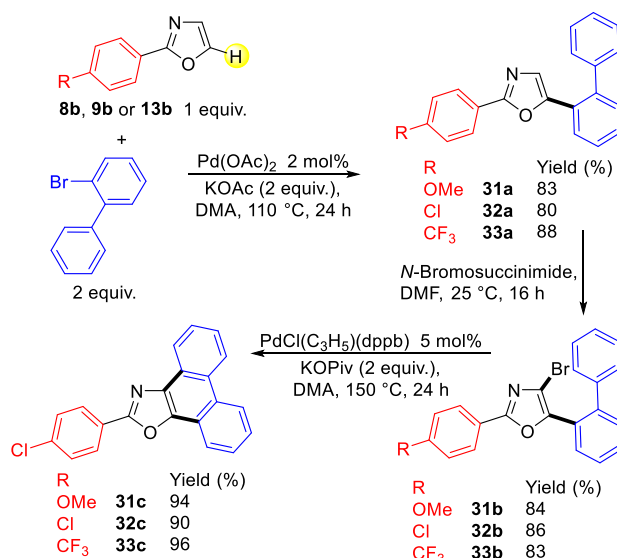
Scheme 6. Competition reactions for C2-arylation of oxazoles.

Based on these results, we prepared a set of non-symmetrical 2,5-diaryl oxazoles (Scheme 7). From the C2-arylated oxazoles **3b** and **13b** and a set of electron-rich or -poor aryl bromides, the 2,5-diaryl oxazoles **25-28** were obtained in high yields. We observed in the scheme 6b that an oxazole substituted by an electron-deficient arene at C5-position favors the C2-arylation. Indeed, from **3a** and 4-bromofluorobenzene or 4-*tert*-butylbromobenzene, the products **29** and **30** were obtained in good yields. The synthesis of **3c** via successive C5- followed by C2-arylation also afforded the expected product in a good 66% yield. In contrast, the reaction of **13a** with 4-bromobenzonitrile gave the 2,5-diaryl oxazole **26** in only 16% yield. Therefore, the preparation of **26** via a C2- followed by C5-arylation sequence should be preferred.



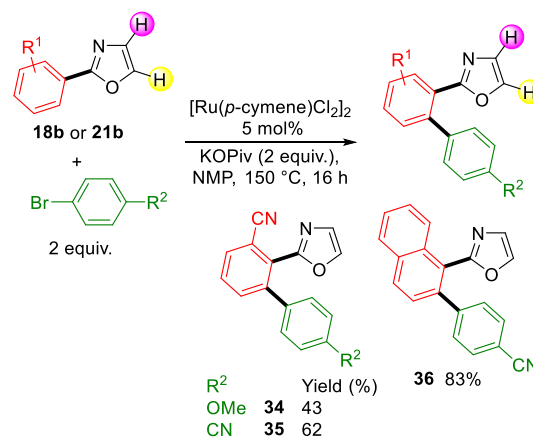
Scheme 7. Synthesis of C2,C5-diaryloxazoles via successive arylations.

We also applied the regiocontrolled sequential arylation of oxazole to the synthesis of 2-arylphenanthro[9,10-*d*]oxazoles (Scheme 8). From the previously prepared 2-aryloxazoles **8b**, **9b** and **13b**, the introduction of a biphenyl unit at C5-position proceed in 80-88% yields using 2-bromobiphenyl in the presence of 2 mol% Pd(OAc)₂ catalyst. Then, the bromination of the 4-position of the oxazole unit of **31a-33a** with *N*-bromosuccinimide gave the 4-bromooxazoles **31b-33b** in 83-86% yield. Finally, the Pd-catalyzed intramolecular C-H bond arylations of **31b-33b** using 2 mol% of PdCl(C₃H₅)(dppb) [dppb: 1,4-bis(diphenylphosphino)butane] catalyst with 2 equiv. of PivOK as the base in DMA at 150 °C – as it was previously demonstrated that these conditions are very effective to promote the C-H bond cleavage of benzene derivatives^[11] – afforded the target π -extended polycyclic heteroaromatic hydrocarbons **31c-33c** in almost quantitative yields. In the course of these synthesis, the three C-H bonds of oxazole were successively arylated.



Scheme 8. Synthesis of 2-arylphenanthro[9,10-*d*]oxazoles via successive arylations.

To our knowledge, only two examples of Ru-catalyzed C-H arylations of the aryl unit of 2-aryloxazoles have been reported so far.^[12] To demonstrate that, using an appropriate catalytic system, not only the oxazole C-H bonds are reactive, we also studied the reactivity of the aryl substituent of the 2-aryloxazoles **18b** and **21b** in Ru-catalyzed direct arylations (Scheme 9). For these reactions, [Ru(*p*-cymene)Cl₂]₂ was employed as the catalyst and KOPIv as the base. With the electron-rich and -poor aryl bromides 4-bromoanisole and 4-bromobenzonitrile, regioselective arylations of the aryl unit of **18b** were observed affording the products **34** and **35** in moderate yields. A higher yield of 83% in **36** was obtained for the arylation of 2-(naphthalen-1-yl)oxazole **21b**.



Scheme 9. Ru-catalyzed direct arylation of C2-arylated oxazoles.

Conclusion

In summary, we demonstrated that the regioselectivity of the direct arylation of oxazole can be controlled using the appropriate phosphine-free palladium catalyst/base system. From Pd(OAc)₂ catalyst associated to KOAc, regioselective C5-arylations were observed; whereas, the use of Pd(acac)₂ catalyst associated to Cs₂CO₃ led to the C2-arylated oxazoles. A wide variety of (hetero)aryl bromides were tolerated by these reaction conditions. The access to 2,5-diaryloxazoles bearing identical or different aryl groups *via* one-pot diarylation or sequential arylations is also described. These sequential arylation allowed the straightforward synthesis of 2-arylphenanthro[9,10-*d*]oxazoles in good yields *via* three C-H bond functionalization steps. Using Ru-catalysis, the C-H arylation of the aryl unit of 2-aryloxazoles is also possible. These phosphine-free regiodivergent procedures employ easily available catalysts, bases and substrates and tolerate a variety of useful functional groups. For these reasons, these protocols provide economically viable and environmentally very attractive accesses to (poly)arylated oxazole derivatives.

Experimental Section

General procedures for palladium-catalyzed direct (di)arylations of oxazoles:

Procedure A: The reaction of the aryl bromide (1 or 2 mmol) (see schemes), oxazole derivative (1 or 2 mmol) (see schemes), KOAc (0.196 g, 2 mmol) in the presence of Pd(OAc)₂ (2.4 mg, 0.02 mmol) at 100 or 110 °C (see schemes) during 24 h in DMA (4 mL) under argon affords the coupling products **1a-24a**, **25-28** and **31a-33a** after evaporation of the solvent and purification on silica gel. Eluent heptane:ethyl acetate: 3:7 for **23a**; 4:6 for **22a**; 6:4 for **1a**, **14a**, **24a**; 7:3 for **2a-4a**, **6a**, **7a**, **13a**, **15a**, **17a-19a**, **25-27**; 8:2 for **5a**, **8a**, **10a-12a**, **16a**, **20a**, **21a**, **28**, **31a**; 9:1 for **9a**, **32a**, **33a**.

Procedure B: The reaction of the aryl bromide (1 or 2 mmol) (see schemes), oxazole derivative (1 or 2 mmol) (see schemes), Cs₂CO₃ (0.975 g, 3 mmol) in the presence of Pd(acac)₂ (15.2 mg, 0.05 mmol) at 110 °C during 24 h in DMA (4 mL) under argon affords the coupling products **1b-23b**, **29** and **30** after evaporation of the solvent and purification on silica gel. Eluent heptane:ethyl acetate: 6:4 for **1b**, **22b**; 7:3 for **14b**, **18b**, **29**, **30**; 8:2 for **3b-13b**, **16b**, **23b**; 9:1 for **21b**.

Procedure C: The reaction of the aryl bromide (3 mmol), oxazole (0.069 g, 1 mmol), KOAc (0.294 g, 3 mmol) Cs₂CO₃ (0.975 g, 3 mmol) in the presence of Pd(acac)₂ (15.2 mg, 0.05 mmol) at 110 °C during 48 h in DMA (4 mL) under argon affords the coupling products **1c-21c** after evaporation of the solvent and purification on silica gel. Eluent heptane:ethyl acetate: 3:7 for **1c**, 7:3 for **3c**, **13c**; 8:2 for **8c**, **10c**, **11c**; 9:1 for **9c**, **21c**.

5-(Quinolin-3-yl)oxazole (1a):^[17] Following procedure A, from 3-bromoquinoline (0.208 g, 1 mmol) and oxazole (0.138 g, 2 mmol), product **1a** was obtained in 78% yield (0.153 g) as a brown solid: mp 136-138 °C. ¹H NMR (400 MHz, CDCl₃): δ 9.18 (d, *J* = 2.0 Hz, 1H), 8.37 (d, *J* = 2.0 Hz, 1H), 8.11 (d, *J* = 8.1 Hz, 1H), 8.02 (s, 1H), 7.86 (d, *J* = 8.1 Hz, 1H), 7.73 (t, *J* = 7.9 Hz, 1H), 7.58 (t, *J* = 7.9 Hz, 1H), 7.56 (s, 1H). ¹³C NMR (100 MHz, CDCl₃): δ 151.2, 149.2, 147.7, 146.7, 130.6, 130.1, 129.5, 128.1, 127.6,

127.5, 122.9, 121.1. LRMS calcd for M⁺ C₁₂H₈N₂O 196, found 196.

5-(4-Nitrophenyl)oxazole (2a):^[6b] Following procedure A, from 4-bromonitrobenzene (0.202 g, 1 mmol) and oxazole (0.138 g, 2 mmol), product **2a** was obtained in 80% yield (0.152 g) as a yellow solid: mp 149-151 °C. ¹H NMR (400 MHz, CDCl₃): δ 8.28 (d, *J* = 8.9 Hz, 2H), 8.01 (s, 1H), 7.81 (d, *J* = 8.9 Hz, 2H), 7.56 (s, 1H). ¹³C NMR (100 MHz, CDCl₃): δ 151.8, 149.5, 147.4, 133.4, 124.8, 124.7, 124.5. LRMS calcd for M⁺ C₉H₆N₂O₃ 190, found 190.

4-(Oxazol-5-yl)benzotrile (3a):^[13] Following procedure A, from 4-bromobenzotrile (0.182 g, 1 mmol) and oxazole (0.138 g, 2 mmol), product **3a** was obtained in 80% yield (0.133 g) as a white solid: mp 151-153 °C. ¹H NMR (400 MHz, CDCl₃): δ 7.98 (s, 1H), 7.76 (d, *J* = 8.6 Hz, 2H), 7.71 (d, *J* = 8.6 Hz, 2H), 7.50 (s, 1H). ¹³C NMR (100 MHz, CDCl₃): δ 151.5, 149.8, 132.8, 131.7, 124.7, 124.2, 118.4, 112.0. LRMS calcd for M⁺ C₁₀H₆N₂O 170, found 170.

4-(Oxazol-5-yl)benzaldehyde (4a):^[14] Following procedure A, from 4-bromobenzaldehyde (0.185 g, 1 mmol) and oxazole (0.138 g, 2 mmol), product **4a** was obtained in 73% yield (0.126 g) as a white solid: mp 101-103 °C. ¹H NMR (400 MHz, CDCl₃): δ 10.02 (s, 1H), 7.99 (s, 1H), 7.94 (d, *J* = 8.5 Hz, 2H), 7.80 (d, *J* = 8.5 Hz, 2H), 7.52 (s, 1H). ¹³C NMR (100 MHz, CDCl₃): δ 191.4, 151.6, 150.5, 136.1, 133.1, 130.6, 124.8, 124.2. LRMS calcd for M⁺ C₁₀H₇NO₂ 173, found 173.

1-(4-(Oxazol-5-yl)phenyl)propan-1-one (5a): Following procedure A, from 4-bromopropiophenone (0.213 g, 1 mmol) and oxazole (0.138 g, 2 mmol), product **5a** was obtained in 73% yield (0.159 g) as a white solid: mp 87-89 °C. ¹H NMR (400 MHz, CDCl₃): δ 8.03 (d, *J* = 8.5 Hz, 2H), 7.97 (s, 1H), 7.75 (d, *J* = 8.5 Hz, 2H), 7.49 (s, 1H), 3.01 (q, *J* = 7.6 Hz, 2H), 1.24 (t, *J* = 7.6 Hz, 3H). ¹³C NMR (100 MHz, CDCl₃): δ 199.9, 151.2, 150.5, 136.5, 131.6, 128.7, 124.3, 123.4, 31.8, 8.3. Anal. Calcd for C₁₂H₁₁NO₂ (201.23): C, 71.63; H, 5.51. Found: C, 71.78; H, 5.39. LRMS calcd for M⁺ C₁₂H₁₁NO₂ 201, found 201.

4-(Oxazol-5-yl)phenyl(phenyl)methanone (6a): Following procedure A, from 4-bromobenzophenone (0.261 g, 1 mmol) and oxazole (0.138 g, 2 mmol), KOAc (0.196 g, 2 mmol), product **6a** was obtained in 76% yield (0.189 g) as a yellow solid: mp 129-131 °C. ¹H NMR (400 MHz, CDCl₃): δ 7.97 (s, 1H), 7.86 (d, *J* = 8.5 Hz, 2H), 7.79 (d, *J* = 8.5 Hz, 2H), 7.75 (d, *J* = 8.5 Hz, 2H), 7.59 (t, *J* = 7.9 Hz, 1H), 7.51-7.46 (m, 3H). ¹³C NMR (100 MHz, CDCl₃): δ 195.7, 151.2, 150.6, 137.4, 137.3, 132.6, 131.2, 130.8, 129.9, 128.4, 124.0, 123.4. Anal. Calcd for C₁₆H₁₁NO₂ (249.27): C, 77.10; H, 4.45. Found: C, 77.02; H, 4.66. HRMS calcd for M⁺Na C₁₆H₁₁NNaO₂ 272.0682, found 272.0683.

Ethyl 4-(oxazol-5-yl)benzoate (7a): Following procedure A, from ethyl 4-bromobenzoate (0.229 g, 1 mmol) and oxazole (0.138 g, 2 mmol), product **7a** was obtained in 74% yield (0.160 g) as a yellow solid: mp 73-75 °C. ¹H NMR (400 MHz, CDCl₃): δ 8.09 (d, *J* = 8.5 Hz, 2H), 7.95 (s, 1H), 7.71 (d, *J* = 8.5 Hz, 2H), 7.46 (s, 1H), 4.40 (q, *J* = 7.6 Hz, 2H), 1.40 (t, *J* = 7.6 Hz, 3H). ¹³C NMR (100 MHz, CDCl₃): δ 165.9, 151.1, 150.6, 131.6, 130.3, 130.2, 124.1, 123.3, 61.2, 14.3. Anal. Calcd for C₁₂H₁₁NO₃ (217.22): C, 66.35; H, 5.10. Found: C, 66.54; H, 4.89. HRMS calcd for M⁺Na C₁₂H₁₁NNaO₃ 240.0631, found 240.0632.

5-(4-(Trifluoromethyl)phenyl)oxazole (8a):^[15a] Following procedure A, from 4-(trifluoromethyl)bromobenzene (0.225 g, 1 mmol) and oxazole (0.138 g, 2 mmol), product **8a** was obtained in 56% yield (0.119 g) as a yellow solid: mp 70-72 °C. ¹H NMR (400 MHz, CDCl₃): δ 7.97 (s, 1H), 7.77 (d, *J* = 8.5 Hz, 2H), 7.69 (d, *J* = 8.5 Hz, 2H), 7.47 (s, 1H). ¹³C NMR (100 MHz, CDCl₃): δ 151.4, 150.4, 131.1, 130.6 (q, *J* = 32.5 Hz), 126.1 (q, *J* = 3.7 Hz), 124.7, 124.0 (q, *J* = 272.1 Hz), 122.9. LRMS calcd for M⁺ C₁₀H₆F₃NO 213, found 213.

5-(4-Chlorophenyl)oxazole (9a):^[15b] Following procedure **A**, from 4-bromochlorobenzene (0.191 g, 1 mmol) and oxazole (0.138 g, 2 mmol), product **9a** was obtained in 55% yield (0.098 g) as a white solid; mp 69–71 °C. ¹H NMR (400 MHz, CDCl₃): δ 7.91 (s, 1H), 7.58 (d, *J* = 8.4 Hz, 2H), 7.40 (d, *J* = 8.4 Hz, 2H), 7.35 (s, 1H). ¹³C NMR (100 MHz, CDCl₃): δ 150.8, 134.7, 129.4, 126.4, 125.8, 122.0. LRMS calcd for M⁺ C₉H₆ClNO 179, found 179.

5-(4-Fluorophenyl)oxazole (10a):^[16] Following procedure **A**, from 4-bromofluorobenzene (0.175 g, 1 mmol) and oxazole (0.138 g, 2 mmol), product **10a** was obtained in 66% yield (0.107 g) as a white solid; mp 43–45 °C. ¹H NMR (400 MHz, CDCl₃): δ 7.90 (s, 1H), 7.63 (dd, *J* = 8.6, 5.2 Hz, 2H), 7.29 (s, 1H), 7.12 (t, *J* = 8.6 Hz, 2H). ¹³C NMR (100 MHz, CDCl₃): δ 162.9 (d, *J* = 249.0 Hz), 150.9, 150.6, 126.4 (d, *J* = 8.3 Hz), 124.2 (d, *J* = 4.5 Hz), 121.3, 116.2 (d, *J* = 22.1 Hz). LRMS calcd for M⁺ C₉H₆FNO 163, found 163.

5-Phenyloxazole (11a):^[15b] Following procedure **A**, from bromobenzene (0.157 g, 1 mmol) and oxazole (0.138 g, 2 mmol), product **11a** was obtained in 74% yield (0.107 g) as a yellow solid; mp 45–47 °C. ¹H NMR (400 MHz, CDCl₃): δ 7.92 (s, 1H), 7.66 (d, *J* = 8.4 Hz, 2H), 7.43 (t, *J* = 8.0 Hz, 2H), 7.38–7.31 (m, 2H). ¹³C NMR (100 MHz, CDCl₃): δ 151.7, 150.6, 129.1, 128.8, 127.9, 124.5, 121.6. LRMS calcd for M⁺ C₉H₇NO 145, found 145.

5-(4-*tert*-Butylphenyl)oxazole (12a):^[17] Following procedure **A**, from 1-bromo-4-*tert*-butylbenzene (0.213 g, 1 mmol) and oxazole (0.138 g, 2 mmol), product **12a** was obtained in 52% yield (0.104 g) as a yellow solid; mp 43–45 °C. ¹H NMR (400 MHz, CDCl₃): δ 7.89 (s, 1H), 7.59 (d, *J* = 8.4 Hz, 2H), 7.45 (d, *J* = 8.4 Hz, 2H), 7.31 (s, 1H), 1.34 (s, 9H). ¹³C NMR (100 MHz, CDCl₃): δ 151.9, 151.7, 150.2, 125.9, 125.0, 124.2, 121.0, 34.8, 31.2. LRMS calcd for M⁺ C₁₃H₁₅NO 201, found 201.

5-(4-Methoxyphenyl)oxazole (13a):^[6b] Following procedure **A**, from 4-bromoanisole (0.187 g, 1 mmol) and oxazole (0.138 g, 2 mmol), product **13a** was obtained in 46% yield (0.080 g) as an orange solid; mp 63–65 °C. ¹H NMR (400 MHz, CDCl₃): δ 7.86 (s, 1H), 7.58 (d, *J* = 8.4 Hz, 2H), 7.22 (s, 1H), 6.95 (d, *J* = 8.4 Hz, 2H), 3.83 (s, 3H). ¹³C NMR (100 MHz, CDCl₃): δ 160.1, 151.7, 150.0, 126.1, 120.7, 120.1, 114.5, 55.5. LRMS calcd for M⁺ C₁₀H₉NO₂ 175, found 175.

3-(Oxazol-5-yl)benzonitrile (14a):^[14] Following procedure **A**, from 3-bromobenzonitrile (0.182 g, 1 mmol) and oxazole (0.138 g, 2 mmol), product **14a** was obtained in 81% yield (0.138 g) as a white solid; mp 148–150 °C. ¹H NMR (400 MHz, CDCl₃): δ 7.97 (s, 1H), 7.93 (s, 1H), 7.86 (dt, *J* = 7.9, 1.5 Hz, 1H), 7.61 (dt, *J* = 7.8, 1.3 Hz, 1H), 7.55 (t, *J* = 7.8 Hz, 1H), 7.45 (s, 1H). ¹³C NMR (100 MHz, CDCl₃): δ 151.4, 149.5, 131.9, 130.0, 129.1, 128.4, 127.9, 123.3, 118.2, 113.6. LRMS calcd for M⁺ C₁₀H₆N₂O 170, found 170.

1-(3-(Oxazol-5-yl)phenyl)ethan-1-one (15a): Following procedure **A**, from 3-bromoacetophenone (0.199 g, 1 mmol) and oxazole (0.138 g, 2 mmol), product **15a** was obtained in 75% yield (0.140 g) as a white solid; mp 61–63 °C. ¹H NMR (400 MHz, CDCl₃): δ 8.22 (s, 1H), 7.95 (s, 1H), 7.90 (dt, *J* = 7.9, 1.5 Hz, 1H), 7.82 (dt, *J* = 7.8, 1.3 Hz, 1H), 7.53 (t, *J* = 7.8 Hz, 1H), 7.44 (s, 1H), 2.64 (s, 3H). ¹³C NMR (100 MHz, CDCl₃): δ 197.4, 150.9, 150.7, 137.7, 129.3, 128.6, 128.4, 128.3, 124.0, 122.4, 26.7. Anal. Calcd for C₁₁H₉NO₂ (187.20): C, 70.58; H, 4.85. Found: C, 70.69; H, 5.02. LRMS calcd for M⁺ C₁₁H₉NO₂ 187, found 187.

5-(3-Chlorophenyl)oxazole (16a):^[18] Following procedure **A**, from 3-bromochlorobenzene (0.191 g, 1 mmol) and oxazole (0.138 g, 2 mmol), product **16a** was obtained in 58% yield (0.104 g) as a white solid; mp 60–62 °C. ¹H NMR (400 MHz, CDCl₃): δ 7.92 (s, 1H), 7.64 (t, *J* = 1.4 Hz, 1H), 7.52 (dt, *J* = 7.6, 1.3 Hz, 1H), 7.38 (s, 1H), 7.33 (t, *J* = 7.7 Hz, 1H), 7.30 (dt, *J* = 7.0, 1.3 Hz, 1H). ¹³C NMR (100 MHz, CDCl₃): δ 150.8, 150.3, 135.0, 130.2,

129.4, 128.6, 124.4, 122.5, 122.4. LRMS calcd for M⁺ C₉H₆ClNO 179, found 179.

5-(2-Nitrophenyl)oxazole (17a):^[19] Following procedure **A**, from 2-bromonitrobenzene (0.202 g, 1 mmol) and oxazole (0.138 g, 2 mmol), product **17a** was obtained in 88% yield (0.167 g) as a yellow solid; mp 82–84 °C. ¹H NMR (400 MHz, CDCl₃): δ 7.97 (s, 1H), 7.86 (dd, *J* = 8.1, 1.0 Hz, 1H), 7.72 (dd, *J* = 7.8, 1.5 Hz, 1H), 7.67 (td, *J* = 7.8, 1.0 Hz, 1H), 7.54 (td, *J* = 7.8, 1.5 Hz, 1H), 7.40 (s, 1H). ¹³C NMR (100 MHz, CDCl₃): δ 151.8, 147.7, 146.6, 132.7, 129.9, 129.8, 126.0, 124.6, 121.7. LRMS calcd for M⁺ C₉H₆N₂O₃ 190, found 190.

2-(Oxazol-5-yl)benzonitrile (18a):^[14] Following procedure **A**, from 2-bromobenzonitrile (0.182 g, 1 mmol) and oxazole (0.138 g, 2 mmol), product **18a** was obtained in 90% yield (0.153 g) as a white solid; mp 113–115 °C. ¹H NMR (400 MHz, CDCl₃): δ 8.01 (s, 1H), 7.94 (s, 1H), 7.85 (d, *J* = 8.0 Hz, 1H), 7.75 (d, *J* = 8.0 Hz, 1H), 7.68 (t, *J* = 7.8 Hz, 1H), 7.43 (t, *J* = 7.8 Hz, 1H). ¹³C NMR (100 MHz, CDCl₃): δ 151.3, 147.8, 134.2, 133.3, 130.5, 128.6, 126.5, 126.2, 118.3, 108.0. LRMS calcd for M⁺ C₁₀H₆N₂O 170, found 170.

2-(Oxazol-5-yl)benzaldehyde (19a):^[14] Following procedure **A**, from 2-bromobenzaldehyde (0.185 g, 1 mmol) and oxazole (0.138 g, 2 mmol), product **19a** was obtained in 75% yield (0.130 g) as a yellow solid; mp 99–101 °C. ¹H NMR (400 MHz, CDCl₃): δ 10.31 (s, 1H), 8.05 (s, 1H), 8.01 (d, *J* = 7.8 Hz, 1H), 7.70–7.63 (m, 2H), 7.53 (t, *J* = 7.8 Hz, 1H), 7.38 (s, 1H). ¹³C NMR (100 MHz, CDCl₃): δ 191.1, 151.9, 148.7, 134.0, 133.5, 129.7, 129.5, 129.1, 129.0, 126.6. LRMS calcd for M⁺ C₁₀H₇NO₂ 173, found 173.

5-(Naphthalen-2-yl)oxazole (20a):^[20] Following procedure **A**, from 2-bromonaphthalene (0.207 g, 1 mmol) and oxazole (0.138 g, 2 mmol), product **20a** was obtained in 55% yield (0.107 g) as an orange solid; mp 116–118 °C. ¹H NMR (400 MHz, CDCl₃): δ 8.13 (s, 1H), 7.97 (s, 1H), 7.90–7.81 (m, 3H), 7.72 (dd, *J* = 8.5, 1.4 Hz, 1H), 7.55–7.49 (m, 2H), 7.47 (s, 1H). ¹³C NMR (100 MHz, CDCl₃): δ 151.7, 150.6, 133.3, 133.2, 128.8, 128.3, 127.8, 126.8, 126.6, 125.0, 123.3, 122.1, 122.0. LRMS calcd for M⁺ C₁₃H₉NO 195, found 195.

5-(Naphthalen-1-yl)oxazole (21a):^[13] Following procedure **A**, from 1-bromonaphthalene (0.207 g, 1 mmol) and oxazole (0.138 g, 2 mmol), product **21a** was obtained in 73% yield (0.142 g) as a yellow solid; mp 70–72 °C. ¹H NMR (400 MHz, CDCl₃): δ 8.25 (d, *J* = 8.5 Hz, 1H), 8.07 (s, 1H), 7.93–7.89 (m, 2H), 7.75 (dd, *J* = 7.7, 1.0 Hz, 1H), 7.61–7.52 (m, 3H), 7.46 (s, 1H). ¹³C NMR (100 MHz, CDCl₃): δ 151.0, 150.9, 134.0, 130.4, 129.9, 128.9, 127.2, 126.8, 126.4, 125.4, 125.3, 125.0, 124.9. LRMS calcd for M⁺ C₁₃H₉NO 195, found 195.

5-(Pyridin-3-yl)oxazole (22a):^[14] Following procedure **A**, from 3-bromopyridine (0.158 g, 1 mmol) and oxazole (0.138 g, 2 mmol), product **22a** was obtained in 81% yield (0.118 g) as a colorless oil. ¹H NMR (400 MHz, CDCl₃): δ 8.94 (s, 1H), 8.59 (d, *J* = 4.1 Hz, 1H), 7.98 (s, 1H), 7.93 (dt, *J* = 8.0, 1.9 Hz, 1H), 7.46 (s, 1H), 7.38 (dd, *J* = 8.0, 4.1 Hz, 1H). ¹³C NMR (100 MHz, CDCl₃): δ 151.3, 149.7, 148.9, 145.9, 131.6, 124.1, 123.8, 122.9. LRMS calcd for M⁺ C₈H₆N₂O 146, found 146.

5-(Pyridin-4-yl)oxazole (23a):^[14] Following procedure **A**, from 4-bromopyridine hydrochloride (0.194 g, 1 mmol) and oxazole (0.138 g, 2 mmol), product **23a** was obtained in 87% yield (0.127 g) as a brown solid; mp 135–137 °C. ¹H NMR (400 MHz, CDCl₃): δ 8.69 (bs, 2H), 8.00 (s, 1H), 7.57 (s, 1H), 7.53 (d, *J* = 6.0 Hz, 2H). ¹³C NMR (100 MHz, CDCl₃): δ 151.7, 150.6, 149.2, 134.6, 124.8, 118.3. LRMS calcd for M⁺ C₈H₆N₂O 146, found 146.

5-(Isoquinolin-4-yl)oxazole (24a): Following procedure **A**, from 4-bromoisoquinoline (0.208 g, 1 mmol) and oxazole (0.138 g, 2 mmol), product **24a** was obtained in 84% yield (0.164 g) as a white solid; mp 117–119 °C. ¹H NMR (400 MHz, CDCl₃): δ 9.26 (s, 1H), 8.78 (s, 1H), 8.24 (d, *J* = 8.2 Hz, 1H), 8.12 (s, 1H), 7.05 (d, *J* = 8.2 Hz, 1H),

7.80 (t, $J = 7.9$ Hz, 1H), 7.70 (t, $J = 7.9$ Hz, 1H), 7.53 (s, 1H). ^{13}C NMR (100 MHz, CDCl_3): δ 153.6, 151.5, 148.4, 142.5, 132.4, 131.5, 128.4, 128.3, 127.7, 125.7, 123.9, 119.2. Anal. Calcd for $\text{C}_{12}\text{H}_8\text{N}_2\text{O}$ (196.21): C, 73.46; H, 4.11. Found: C, 73.28; H, 4.01. HRMS calcd for M^+H_2 $\text{C}_{12}\text{H}_8\text{N}_2\text{O}$ 197.0709, found 197.0712.

2-(Quinolin-3-yl)oxazole (1b): Following procedure **B**, from 3-bromoquinoline (0.208 g, 1 mmol) and oxazole (0.138 g, 2 mmol), product **1b** was obtained in 65% yield (0.127 g) as a yellow solid: mp 152–154 °C. ^1H NMR (400 MHz, CDCl_3): δ 9.55 (d, $J = 2.0$ Hz, 1H), 8.73 (d, $J = 2.0$ Hz, 1H), 8.12 (d, $J = 8.1$ Hz, 1H), 7.88 (d, $J = 8.1$ Hz, 1H), 7.77 (s, 1H), 7.74 (t, $J = 7.9$ Hz, 1H), 7.57 (t, $J = 7.9$ Hz, 1H), 7.31 (s, 1H). ^{13}C NMR (100 MHz, CDCl_3): δ 159.9, 148.5, 148.0, 139.3, 133.5, 130.7, 129.5, 128.8, 128.5, 127.5, 127.2, 120.7. Anal. Calcd for $\text{C}_{12}\text{H}_8\text{N}_2\text{O}$ (196.21): C, 73.46; H, 4.11. Found: C, 73.51; H, 4.05. HRMS calcd for M^+Na $\text{C}_{12}\text{H}_8\text{N}_2\text{NaO}$ 219.0529, found 219.0531.

4-(Oxazol-2-yl)benzotrile (3b):^[21] Following procedure **B**, from 4-bromobenzotrile (0.182 g, 1 mmol) and oxazole (0.138 g, 2 mmol), product **3b** was obtained in 64% yield (0.109 g) as a white solid: mp 105–107 °C. ^1H NMR (400 MHz, CDCl_3): δ 8.15 (d, $J = 8.6$ Hz, 2H), 7.78 (d, $J = 0.5$ Hz, 1H), 7.76 (d, $J = 8.6$ Hz, 2H), 7.31 (d, $J = 0.5$ Hz, 1H). ^{13}C NMR (100 MHz, CDCl_3): δ 160.3, 139.9, 132.8, 131.3, 129.3, 126.9, 118.4, 113.8. LRMS calcd for $\text{M}^+\text{C}_{10}\text{H}_6\text{N}_2\text{O}$ 170, found 170.

2-(4-(Trifluoromethyl)phenyl)oxazole (8b):^[21] Following procedure **B**, from 4-(trifluoromethyl)bromobenzene (0.225 g, 1 mmol) and oxazole (0.138 g, 2 mmol), product **8b** was obtained in 47% yield (0.100 g) as a white solid: mp 73–75 °C. ^1H NMR (400 MHz, CDCl_3): δ 8.17 (d, $J = 8.5$ Hz, 2H), 7.77 (s, 1H), 7.73 (d, $J = 8.5$ Hz, 2H), 7.29 (s, 1H). ^{13}C NMR (100 MHz, CDCl_3): δ 160.6, 139.4, 132.0 (q, $J = 32.6$ Hz), 130.6, 128.9, 126.6, 125.8 (q, $J = 3.8$ Hz), 123.9 (q, $J = 27.2$ Hz). LRMS calcd for $\text{M}^+\text{C}_{10}\text{H}_6\text{F}_3\text{NO}$ 213, found 213.

2-(4-Chlorophenyl)oxazole (9b):^[21] Following procedure **B**, from 4-bromochlorobenzene (0.191 g, 1 mmol) and oxazole (0.138 g, 2 mmol), product **9b** was obtained in 58% yield (0.104 g) as a white solid: mp 87–89 °C. ^1H NMR (400 MHz, CDCl_3): δ 7.98 (d, $J = 8.4$ Hz, 2H), 7.71 (s, 1H), 7.44 (d, $J = 8.4$ Hz, 2H), 7.24 (s, 1H). ^{13}C NMR (100 MHz, CDCl_3): δ 161.1, 138.8, 136.5, 129.1, 128.6, 127.6, 126.0. LRMS calcd for $\text{M}^+\text{C}_9\text{H}_6\text{ClNO}$ 179, found 179.

2-Phenyloxazole (11b):^[5c] Following procedure **B**, from bromobenzene (0.157 g, 1 mmol) and oxazole (0.138 g, 2 mmol), product **11b** was obtained in 62% yield (0.090 g) as a yellow oil. ^1H NMR (400 MHz, CDCl_3): δ 8.08–8.03 (m, 2H), 7.71 (s, 1H), 7.49–7.44 (m, 3H), 7.24 (s, 1H). ^{13}C NMR (100 MHz, CDCl_3): δ 162.0, 138.6, 130.3, 128.8, 128.4, 127.5, 126.4. LRMS calcd for $\text{M}^+\text{C}_9\text{H}_7\text{NO}$ 145, found 145.

2-(4-(tert-Butyl)phenyl)oxazole (12b):^[22] Following procedure **B**, from 1-bromo-4-*tert*-butylbenzene (0.213 g, 1 mmol) and oxazole (0.138 g, 2 mmol), product **12b** was obtained in 53% yield (0.106 g) as a colorless oil. ^1H NMR (400 MHz, CDCl_3): δ 7.98 (d, $J = 8.4$ Hz, 2H), 7.69 (s, 1H), 7.48 (d, $J = 8.4$ Hz, 2H), 7.22 (s, 1H), 1.35 (s, 9H). ^{13}C NMR (100 MHz, CDCl_3): δ 162.3, 153.9, 138.4, 128.4, 126.3, 125.9, 124.9, 35.1, 31.3. LRMS calcd for $\text{M}^+\text{C}_{13}\text{H}_{15}\text{NO}$ 201, found 201.

2-(4-Methoxyphenyl)oxazole (13b):^[21] Following procedure **B**, from 4-bromoanisole (0.187 g, 1 mmol) and oxazole (0.138 g, 2 mmol), product **13b** was obtained in 64% yield (0.112 g) as a yellow oil. ^1H NMR (400 MHz, CDCl_3): δ 7.98 (d, $J = 8.4$ Hz, 2H), 7.65 (d, $J = 0.5$ Hz, 1H), 7.18 (d, $J = 0.5$ Hz, 1H), 6.96 (d, $J = 8.4$ Hz, 2H), 3.85 (s, 3H). ^{13}C NMR (100 MHz, CDCl_3): δ 162.2, 161.4, 138.1, 128.3, 128.1, 120.5, 114.3, 55.5. LRMS calcd for $\text{M}^+\text{C}_{10}\text{H}_9\text{NO}_2$ 175, found 175.

3-(Oxazol-2-yl)benzotrile (14b):^[21] Following procedure **B**, from 3-bromobenzotrile (0.182 g, 1 mmol) and oxazole (0.138 g, 2 mmol), product **14b** was obtained

in 70% yield (0.119 g) as a white solid: mp 87–89 °C. ^1H NMR (400 MHz, CDCl_3): δ 8.33 (t, $J = 1.5$ Hz, 1H), 8.28 (dt, $J = 8.4, 1.5$ Hz, 1H), 7.77 (s, 1H), 7.72 (dt, $J = 8.4, 1.5$ Hz, 1H), 7.59 (t, $J = 8.4$ Hz, 1H), 7.29 (s, 1H). ^{13}C NMR (100 MHz, CDCl_3): δ 159.8, 139.5, 133.4, 130.3, 129.8, 129.7, 128.9, 128.7, 118.0, 113.3. LRMS calcd for $\text{M}^+\text{C}_{10}\text{H}_6\text{N}_2\text{O}$ 170, found 170.

2-(3-Chlorophenyl)oxazole (16b):^[23] Following procedure **B**, from 3-bromochlorobenzene (0.191 g, 1 mmol) and oxazole (0.138 g, 2 mmol), product **16b** was obtained in 61% yield (0.109 g) as a white solid: mp 43–45 °C. ^1H NMR (400 MHz, CDCl_3): δ 8.05 (s, 1H), 7.94 (dt, $J = 8.4, 1.7$ Hz, 1H), 7.73 (s, 1H), 7.44–7.37 (m, 2H), 7.25 (s, 1H). ^{13}C NMR (100 MHz, CDCl_3): δ 160.7, 139.0, 134.9, 130.3, 130.1, 129.1, 128.7, 126.5, 124.4. LRMS calcd for $\text{M}^+\text{C}_9\text{H}_6\text{ClNO}$ 179, found 179.

2-(Oxazol-2-yl)benzotrile (18b): Following procedure **B**, from 2-bromobenzotrile (0.182 g, 1 mmol) and oxazole (0.138 g, 2 mmol), product **18b** was obtained in 58% yield (0.099 g) as a white solid: mp 51–53 °C. ^1H NMR (400 MHz, CDCl_3): δ 8.20 (dd, $J = 8.0, 0.8$ Hz, 1H), 7.83 (s, 1H), 7.81 (dd, $J = 7.8, 0.9$ Hz, 1H), 7.70 (td, $J = 7.8, 1.2$ Hz, 1H), 7.54 (td, $J = 7.8, 1.2$ Hz, 1H), 7.37 (s, 1H). ^{13}C NMR (100 MHz, CDCl_3): δ 158.7, 139.7, 134.8, 132.8, 130.2, 129.3, 129.1, 128.6, 117.9, 109.8. Anal. Calcd for $\text{C}_{10}\text{H}_6\text{N}_2\text{O}$ (170.17): C, 70.58; H, 3.55. Found: C, 70.66; H, 3.75. HRMS calcd for M^+Na $\text{C}_{10}\text{H}_6\text{N}_2\text{NaO}$ 193.0372, found 193.0372.

2-(Naphthalen-1-yl)oxazole (21b):^[24] Following procedure **B**, from 1-bromonaphthalene (0.207 g, 1 mmol) and oxazole (0.138 g, 2 mmol), product **21b** was obtained in 77% yield (0.150 g) as a colorless oil. ^1H NMR (400 MHz, CDCl_3): δ 9.28 (d, $J = 8.5$ Hz, 1H), 8.21 (dd, $J = 7.4, 0.9$ Hz, 1H), 7.96 (d, $J = 8.3$ Hz, 1H), 7.91 (d, $J = 8.1$ Hz, 1H), 7.81 (s, 1H), 7.64 (td, $J = 7.8, 1.2$ Hz, 1H), 7.59–7.52 (m, 2H), 7.39 (s, 1H). ^{13}C NMR (100 MHz, CDCl_3): δ 161.8, 138.3, 133.9, 131.2, 130.2, 128.5, 128.4, 127.8, 127.5, 126.3, 126.2, 125.0, 124.1. LRMS calcd for $\text{M}^+\text{C}_{13}\text{H}_9\text{NO}$ 195, found 195.

2-(Pyridin-3-yl)oxazole (22b):^[4a] Following procedure **B**, from 3-bromopyridine (0.158 g, 1 mmol) and oxazole (0.138 g, 2 mmol), product **22b** was obtained in 80% yield (0.117 g) as a yellow solid: mp 113–115 °C. ^1H NMR (400 MHz, CDCl_3): δ 9.28 (s, 1H), 8.67 (d, $J = 3.9$ Hz, 1H), 8.29 (dt, $J = 8.0, 1.0$ Hz, 1H), 7.76 (d, $J = 0.5$ Hz, 1H), 7.39 (dd, $J = 8.0, 3.9$ Hz, 1H), 7.27 (d, $J = 0.5$ Hz, 1H). ^{13}C NMR (100 MHz, CDCl_3): δ 159.8, 151.2, 147.8, 139.4, 133.7, 128.9, 123.9, 123.7. LRMS calcd for $\text{M}^+\text{C}_8\text{H}_6\text{N}_2\text{O}$ 146, found 146.

2-(Pyridin-4-yl)oxazole (23b):^[25] Following procedure **B**, from 4-bromopyridine hydrochloride (0.194 g, 1 mmol), oxazole (0.138 g, 2 mmol) and Cs_2CO_3 (1.304 g, 4 mmol), product **23b** was obtained in 78% yield (0.114 g) as a yellow solid: mp 113–115 °C. ^1H NMR (400 MHz, CDCl_3): δ 8.74 (d, $J = 6.0$ Hz, 2H), 7.88 (d, $J = 6.0$ Hz, 1H), 7.79 (s, 1H), 7.32 (s, 1H). ^{13}C NMR (100 MHz, CDCl_3): δ 159.7, 150.6, 139.8, 134.2, 129.2, 120.0. LRMS calcd for $\text{M}^+\text{C}_8\text{H}_6\text{N}_2\text{O}$ 146, found 146.

2,5-Di(quinolin-3-yl)oxazole (1c): Following procedure **C**, from 3-bromoquinoline (0.624 g, 3 mmol) and oxazole (0.069 g, 2 mmol), product **1c** was obtained in 74% yield (0.239 g) as a yellow solid: mp 265–267 °C. ^1H NMR (400 MHz, CDCl_3): δ 9.68 (d, $J = 2.1$ Hz, 1H), 9.30 (d, $J = 2.1$ Hz, 1H), 8.90 (d, $J = 2.0$ Hz, 1H), 8.53 (d, $J = 2.0$ Hz, 1H), 8.20 (d, $J = 8.4$ Hz, 1H), 8.16 (d, $J = 8.4$ Hz, 1H), 7.99 (d, $J = 7.9$ Hz, 1H), 7.95 (d, $J = 7.8$ Hz, 1H), 7.82 (td, $J = 7.5, 1.4$ Hz, 1H), 7.80–7.75 (m, 2H), 7.68–7.61 (m, 2H). ^{13}C NMR (100 MHz, CDCl_3): δ 160.0, 149.6, 148.7, 147.9, 147.8, 146.6, 133.6, 131.0, 130.4, 130.2, 129.6, 129.5, 128.5, 128.1, 127.7, 127.6, 127.3, 125.2, 121.1, 120.4. Anal. Calcd for $\text{C}_{21}\text{H}_{13}\text{N}_3\text{O}$ (323.36): C, 78.00; H, 4.05. Found: C, 78.25; H, 4.02. HRMS calcd for M^+Na $\text{C}_{21}\text{H}_{13}\text{N}_3\text{NaO}$ 346.0951, found 346.0949.

4,4'-(Oxazole-2,5-diyl)dibenzotrile (3c):^[26] Following procedure **C**, from 4-bromobenzotrile (0.546 g, 3 mmol)

and oxazole (0.069 g, 1 mmol), product **3c** was obtained in 17% yield (0.046 g) as a white solid: mp 265-267 °C. ¹H NMR (400 MHz, CDCl₃): δ 8.25 (d, *J* = 8.6 Hz, 2H), 7.86 (d, *J* = 8.6 Hz, 2H), 7.83 (d, *J* = 8.6 Hz, 2H), 7.78 (d, *J* = 8.6 Hz, 2H), 7.68 (s, 1H). ¹³C NMR (100 MHz, CDCl₃): δ 160.6, 150.7, 133.1, 132.9, 131.5, 130.7, 127.1, 126.8, 124.8, 118.5, 118.3, 114.4, 112.4. LRMS calcd for M⁺ C₁₇H₉N₃O 271, found 271.

2,5-Bis(4-(trifluoromethyl)phenyl)oxazole (8c):^[7a]

Following procedure C, from 4-(trifluoromethyl)bromobenzene (0.675 g, 3 mmol) and oxazole (0.069 g, 1 mmol), product **8c** was obtained in 60% yield (0.214 g) as a white solid: mp 127-129 °C. ¹H NMR (400 MHz, CDCl₃): δ 8.24 (d, *J* = 8.5 Hz, 2H), 7.84 (d, *J* = 8.5 Hz, 2H), 7.77 (d, *J* = 8.5 Hz, 2H), 7.72 (d, *J* = 8.5 Hz, 2H), 7.60 (s, 1H). ¹³C NMR (100 MHz, CDCl₃): δ 160.5, 150.6, 132.3 (q, *J* = 32.7 Hz), 130.8 (m), 130.6 (q, *J* = 32.7 Hz), 130.2 (m), 126.7, 126.1 (q, *J* = 3.8 Hz), 125.9 (q, *J* = 3.8 Hz), 125.5, 124.4, 123.8¹ (q, *J* = 272.0 Hz), 123.7 (q, *J* = 272.0 Hz). LRMS calcd for M⁺ C₁₇H₉F₆N₂O 357, found 357.

2,5-Bis(4-chlorophenyl)oxazole (9c):^[27]

Following procedure C, from 4-bromochlorobenzene (0.573 g, 3 mmol) and oxazole (0.069 g, 2 mmol), product **9c** was obtained in 71% yield (0.206 g) as a white solid: mp 146-148 °C. ¹H NMR (400 MHz, CDCl₃): δ 8.03 (d, *J* = 8.4 Hz, 2H), 7.64 (d, *J* = 8.4 Hz, 2H), 7.46 (d, *J* = 8.4 Hz, 2H), 7.43 (s, 1H), 7.42 (d, *J* = 8.4 Hz, 2H). ¹³C NMR (100 MHz, CDCl₃): δ 160.4, 150.5, 136.6, 134.4, 129.3, 129.2, 127.6, 126.3, 125.7, 125.4, 123.9. LRMS calcd for M⁺ C₁₅H₉Cl₂NO 289, found 289.

2,5-Bis(4-fluorophenyl)oxazole (10c):^[28]

Following procedure C, from 4-bromofluorobenzene (0.525 g, 3 mmol) and oxazole (0.069 g, 2 mmol), product **10c** was obtained in 73% yield (0.188 g) as a white solid: mp 154-156 °C. ¹H NMR (400 MHz, CDCl₃): δ 8.09 (dd, *J* = 8.2, 5.3 Hz, 2H), 7.69 (dd, *J* = 8.2, 5.3 Hz, 2H), 7.37 (s, 1H), 7.22-7.12 (m, 4H). ¹³C NMR (100 MHz, CDCl₃): δ 165.5, 162.9 (d, *J* = 249.1 Hz), 161.8 (d, *J* = 250.2 Hz), 150.7, 128.5 (d, *J* = 8.7 Hz), 126.2 (d, *J* = 8.2 Hz), 124.4, 123.9, 123.2, 116.3 (d, *J* = 22.1 Hz), 116.2 (d, *J* = 22.1 Hz). LRMS calcd for M⁺ C₁₅H₉F₂NO 257, found 257.

2,5-Diphenyloxazole (11c):^[27]

Following procedure C, from bromobenzene (0.471 g, 3 mmol) and oxazole (0.069 g, 2 mmol), product **11c** was obtained in 69% yield (0.152 g) as a white solid: mp 78-80 °C. ¹H NMR (400 MHz, CDCl₃): δ 8.12 (d, *J* = 8.4 Hz, 2H), 7.73 (d, *J* = 8.4 Hz, 2H), 7.51-7.42 (m, 6H), 7.34 (t, *J* = 7.8 Hz, 1H). ¹³C NMR (100 MHz, CDCl₃): δ 161.3, 151.4, 130.5, 129.1, 129.0, 128.6, 128.2, 127.6, 126.4, 124.4, 123.6. LRMS calcd for M⁺ C₁₅H₁₁NO 221, found 221.

2,5-Bis(4-methoxyphenyl)oxazole (13c):^[27]

Following procedure C, from 4-bromoanisole (0.561 g, 3 mmol) and oxazole (0.069 g, 2 mmol), product **13c** was obtained in 53% yield (0.149 g) as a white solid: mp 143-145 °C. ¹H NMR (400 MHz, CDCl₃): δ 8.03 (d, *J* = 8.4 Hz, 2H), 7.63 (d, *J* = 8.4 Hz, 2H), 7.28 (s, 1H), 6.99 (d, *J* = 8.4 Hz, 2H), 7.97 (d, *J* = 8.4 Hz, 2H), 3.87 (s, 3H), 3.85 (s, 3H). ¹³C NMR (100 MHz, CDCl₃): δ 161.3, 160.8, 159.8, 150.9, 127.9, 125.7, 121.9, 121.2, 120.6, 114.5, 114.3, 55.5 (2C). LRMS calcd for M⁺ C₁₇H₁₅NO₃ 281, found 281.

2,5-Di(naphthalen-1-yl)oxazole (21c):^[29]

Following procedure C, from 1-bromonaphthalene (0.621 g, 3 mmol) and oxazole (0.069 g, 2 mmol), product **21c** was obtained in 81% yield (0.260 g) as a yellow solid: mp 96-98 °C. ¹H NMR (400 MHz, CDCl₃): δ 9.42 (d, *J* = 8.6 Hz, 1H), 8.44 (d, *J* = 8.2 Hz, 1H), 8.36 (d, *J* = 8.0, 1.1 Hz, 1H), 8.00 (d, *J* = 8.2 Hz, 1H), 7.96-7.87 (m, 4H), 7.72-7.53 (m, 7H). ¹³C NMR (100 MHz, CDCl₃): δ 161.5, 150.3, 134.0, 134.0, 131.3, 130.3, 130.2, 129.6, 128.8, 128.6, 127.9, 127.7, 127.2, 126.8, 126.5, 126.4, 126.3, 126.2, 125.5, 125.4, 125.1, 125.0, 123.9. LRMS calcd for M⁺ C₂₃H₁₅NO 321, found 321.

4-(2-(4-Methoxyphenyl)oxazol-5-yl)benzotrile (25):

Following procedure A, from 4-bromobenzotrile (0.364

g, 2 mmol) and 2-(4-methoxyphenyl)oxazole **13b** (0.175 g, 1 mmol), product **25** was obtained in 85% yield (0.235 g) as a yellow solid: mp 175-177 °C. ¹H NMR (400 MHz, CDCl₃): δ 8.04 (d, *J* = 8.6 Hz, 2H), 7.77 (d, *J* = 8.6 Hz, 2H), 7.71 (d, *J* = 8.6 Hz, 2H), 7.55 (s, 1H), 7.00 (d, *J* = 8.6 Hz, 2H), 3.88 (s, 3H). ¹³C NMR (100 MHz, CDCl₃): δ 162.6, 161.9, 148.8, 132.8, 132.1, 128.3, 126.2, 124.2, 119.6, 118.6, 114.4, 111.2, 55.5. Anal. Calcd for C₁₇H₁₂N₂O₂ (276.30): C, 73.90; H, 4.38. Found: C, 74.15; H, 4.28. LRMS calcd for M⁺ C₁₇H₁₂N₂O₂ 276, found 276.

4-(5-(4-Methoxyphenyl)oxazol-2-yl)benzotrile (26):

Following procedure A, from 4-bromoanisole (0.374 g, 2 mmol) and 4-(oxazol-2-yl)benzotrile **3b** (0.170 g, 1 mmol) at 150 °C, product **26** was obtained in 86% yield (0.237 g) as a yellow solid: mp 157-159 °C. ¹H NMR (400 MHz, CDCl₃): δ 8.18 (d, *J* = 8.6 Hz, 2H), 7.76 (d, *J* = 8.6 Hz, 2H), 7.66 (d, *J* = 8.6 Hz, 2H), 7.38 (s, 1H), 6.99 (d, *J* = 8.6 Hz, 2H), 3.87 (s, 3H). ¹³C NMR (100 MHz, CDCl₃): δ 160.3, 158.6, 152.6, 132.6, 131.3, 126.4, 126.0, 122.7, 120.2, 118.4, 114.6, 113.2, 55.4. Anal. Calcd for C₁₇H₁₂N₂O₂ (276.30): C, 73.90; H, 4.38. Found: C, 73.85; H, 4.51. LRMS calcd for M⁺ C₁₇H₁₂N₂O₂ 276, found 276.

5-(4-Fluorophenyl)-2-(4-methoxyphenyl)oxazole (27):

Following procedure A, from 4-bromofluorobenzene (0.350 g, 2 mmol) and 2-(4-methoxyphenyl)oxazole **13b** (0.175 g, 1 mmol), product **27** was obtained in 77% yield (0.207 g) as a white solid: mp 131-133 °C. ¹H NMR (400 MHz, CDCl₃): δ 8.03 (d, *J* = 8.6 Hz, 2H), 7.67 (dd, *J* = 8.6, 5.2 Hz, 2H), 7.34 (s, 1H), 7.13 (t, *J* = 8.6 Hz, 2H), 6.99 (d, *J* = 8.6 Hz, 2H), 3.87 (s, 3H). ¹³C NMR (100 MHz, CDCl₃): δ 162.6 (d, *J* = 248.5 Hz), 161.4, 161.3, 149.9, 127.9, 125.9 (d, *J* = 8.2 Hz), 124.5 (d, *J* = 3.3 Hz), 122.9 (d, *J* = 1.3 Hz), 120.2, 116.0 (d, *J* = 22.1 Hz), 114.3, 55.4. Anal. Calcd for C₁₆H₁₂FNO₂ (269.28): C, 71.37; H, 4.49. Found: C, 71.56; H, 4.20. LRMS calcd for M⁺ C₁₆H₁₂NO₂ 269, found 269.

5-(4-(tert-Butyl)phenyl)-2-(4-methoxyphenyl)oxazole (28):

Following procedure A, from 1-bromo-4-*tert*-butylbenzene (0.426 g, 2 mmol) and 2-(4-methoxyphenyl)oxazole **13b** (0.175 g, 1 mmol), product **28** was obtained in 81% yield (0.249 g) as a white solid: mp 111-113 °C. ¹H NMR (400 MHz, CDCl₃): δ 8.04 (d, *J* = 8.6 Hz, 2H), 7.64 (d, *J* = 8.4 Hz, 2H), 7.46 (d, *J* = 8.4 Hz, 2H), 7.36 (s, 1H), 7.00 (d, *J* = 8.6 Hz, 2H), 3.87 (s, 3H), 1.36 (s, 9H). ¹³C NMR (100 MHz, CDCl₃): δ 161.3, 161.0, 151.5, 150.9, 127.9, 125.8, 125.4, 123.9, 122.8, 120.4, 114.2, 55.4, 34.8, 31.2. Anal. Calcd for C₂₀H₂₁NO₂ (307.39): C, 78.15; H, 6.89. Found: C, 77.89; H, 6.98. LRMS calcd for M⁺ C₂₀H₂₁NO₂ 307, found 307.

4-(2-(4-Fluorophenyl)oxazol-5-yl)benzotrile (29):

Following procedure B, from 4-bromofluorobenzene (0.350 g, 2 mmol) and 4-(oxazol-5-yl)benzotrile **3a** (0.170 g, 1 mmol), product **29** was obtained in 79% yield (0.208 g) as a white solid: mp 209-211 °C. ¹H NMR (400 MHz, CDCl₃): δ 8.11 (dd, *J* = 8.6, 5.3 Hz, 2H), 7.79 (d, *J* = 8.5 Hz, 2H), 7.73 (d, *J* = 8.5 Hz, 2H), 7.57 (s, 1H), 7.19 (t, *J* = 8.6 Hz, 2H). ¹³C NMR (100 MHz, CDCl₃): δ 164.4 (d, *J* = 252.2 Hz), 161.6, 149.4, 132.8, 131.8, 128.7 (d, *J* = 8.7 Hz), 126.2, 124.3, 123.2 (d, *J* = 3.3 Hz), 118.5, 116.2 (d, *J* = 22.2 Hz), 111.6. Anal. Calcd for C₁₆H₉FN₂O (264.26): C, 72.72; H, 3.43. Found: C, 72.89; H, 3.62. LRMS calcd for M⁺ C₁₆H₉FN₂O 264, found 264.

4-(2-(4-(tert-Butyl)phenyl)oxazol-5-yl)benzotrile (30):

Following procedure B, from 1-bromo-4-*tert*-butylbenzene (0.426 g, 2 mmol) and 4-(oxazol-5-yl)benzotrile **3a** (0.170 g, 1 mmol), product **30** was obtained in 77% yield (0.232 g) as a yellow solid: mp 157-159 °C. ¹H NMR (400 MHz, CDCl₃): δ 8.03 (d, *J* = 8.4 Hz, 2H), 7.79 (d, *J* = 8.5 Hz, 2H), 7.71 (d, *J* = 8.5 Hz, 2H), 7.57 (s, 1H), 7.52 (d, *J* = 8.4 Hz, 2H), 1.37 (s, 9H). ¹³C NMR (100 MHz, CDCl₃): δ 162.6, 154.5, 149.1, 132.8, 132.0, 126.4, 126.3, 125.9, 124.3, 124.1, 118.6, 111.3, 35.0, 31.2. Anal. Calcd for C₂₀H₁₈N₂O (302.38): C, 79.44; H, 6.00. Found: C, 79.65; H, 5.82. LRMS calcd for M⁺ C₂₀H₁₈N₂O 302, found 302.

5-([1,1'-Biphenyl]-2-yl)-2-(4-methoxyphenyl)oxazole (31a):

Following procedure A, from 2-bromobiphenyl

(0.466 g, 2 mmol) and 2-(4-methoxyphenyl)oxazole **13b** (0.175 g, 1 mmol), product **31a** was obtained in 83% yield (0.271 g) as a white solid: mp 126-128 °C. ¹H NMR (400 MHz, CDCl₃): δ 7.86 (d, *J* = 8.6 Hz, 3H), 7.49-7.31 (m, 8H), 6.94 (d, *J* = 8.6 Hz, 2H), 6.38 (s, 1H), 3.83 (s, 3H). ¹³C NMR (100 MHz, CDCl₃): δ 161.3, 160.7, 149.7, 141.6, 139.8, 130.8, 128.9, 128.6, 128.0, 127.9, 127.7, 127.6, 126.8, 126.6, 126.3, 120.2, 114.2, 55.4. Anal. Calcd for C₂₂H₁₇NO₂ (327.38): C, 80.71; H, 5.23. Found: C, 80.89; H, 5.05. LRMS calcd for M⁺ C₂₂H₁₇NO₂ 327, found 327.

5-([1,1'-Biphenyl]-2-yl)-2-(4-chlorophenyl)oxazole

(32a): Following procedure **A**, from 2-bromobiphenyl (0.466 g, 2 mmol) and 2-(4-chlorophenyl)oxazole **9b** (0.180 g, 1 mmol), product **32a** was obtained in 80% yield (0.265 g) as a yellow solid: mp 153-155 °C. ¹H NMR (400 MHz, CDCl₃): δ 7.84 (d, *J* = 8.6 Hz, 1H), 7.82 (d, *J* = 8.6 Hz, 2H), 7.45 (td, *J* = 7.6, 1.5 Hz, 1H), 7.42-7.29 (m, 9H), 6.42 (s, 1H). ¹³C NMR (100 MHz, CDCl₃): δ 159.6, 150.6, 141.4, 140.0, 136.2, 130.8, 129.0, 128.9, 128.5, 128.4, 127.8, 127.6, 127.4, 126.7, 126.5, 126.4, 125.8. Anal. Calcd for C₂₁H₁₄ClNO (331.80): C, 76.02; H, 4.25. Found: C, 76.31; H, 4.02. LRMS calcd for M⁺ C₂₁H₁₄ClNO 331, found 331.

5-([1,1'-Biphenyl]-2-yl)-2-(4-(trifluoromethyl)phenyl)oxazole

(33a): Following procedure **A**, from 2-bromobiphenyl (0.466 g, 2 mmol) and 2-(4-(trifluoromethyl)phenyl)oxazole **8b** (0.213 g, 1 mmol), product **33a** was obtained in 88% yield (0.321 g) as a yellow solid: mp 85-87 °C. ¹H NMR (400 MHz, CDCl₃): δ 7.98 (d, *J* = 8.3 Hz, 2H), 7.86 (d, *J* = 8.6 Hz, 1H), 7.68 (d, *J* = 8.3 Hz, 2H), 7.49 (td, *J* = 7.6, 1.5 Hz, 1H), 7.45-7.31 (m, 7H), 6.52 (s, 1H). ¹³C NMR (100 MHz, CDCl₃): δ 159.1, 151.2, 141.4, 140.2, 131.6 (q, *J* = 32.5 Hz), 130.9, 130.5, 128.9, 128.6, 128.5, 127.8, 127.7, 126.9, 126.7, 126.3, 126.2, 125.7 (q, *J* = 3.7 Hz), 123.8 (q, *J* = 272.3 Hz). Anal. Calcd for C₂₂H₁₄F₃NO (365.36): C, 72.32; H, 3.86. Found: C, 72.12; H, 4.07. LRMS calcd for M⁺ C₂₂H₁₄NO 365, found 365.

5-([1,1'-Biphenyl]-2-yl)-4-bromo-2-(4-methoxyphenyl)oxazole

(31b): The reaction of 5-([1,1'-biphenyl]-2-yl)-2-(4-methoxyphenyl)oxazole **31a** (0.245 g, 0.75 mmol), *N*-bromosuccinimide (0.267 g, 1.5 mmol) at 25 °C during 16 h in DMF (4 mL) under argon affords the coupling product **31b** after evaporation of the solvent and purification on silica gel in 84% yield (0.256 g) as a yellow oil. Eluent heptane:ethyl acetate: 9:1. ¹H NMR (400 MHz, CDCl₃): δ 7.80 (d, *J* = 8.6 Hz, 1H), 7.56 (d, *J* = 8.6 Hz, 2H), 7.53-7.44 (m, 3H), 7.36-7.25 (m, 5H), 6.85 (d, *J* = 8.6 Hz, 2H), 3.82 (s, 3H). ¹³C NMR (100 MHz, CDCl₃): δ 161.7, 160.6, 146.4, 141.8, 141.2, 130.8, 130.0, 129.8, 128.7, 128.2, 127.9, 127.3, 127.2, 125.3, 119.1, 114.6, 114.1, 55.4. LRMS calcd for M⁺ C₂₂H₁₂BrNO₂ 405, found 405.

5-([1,1'-Biphenyl]-2-yl)-4-bromo-2-(4-chlorophenyl)oxazole

(32b): The reaction of 5-([1,1'-biphenyl]-2-yl)-2-(4-chlorophenyl)oxazole **32a** (0.248 g, 0.75 mmol), *N*-bromosuccinimide (0.267 g, 1.5 mmol) at 25 °C during 16 h in DMF (4 mL) under argon affords the coupling product **32b** after evaporation of the solvent and purification on silica gel in 86% yield (0.264 g) as a yellow oil. Eluent heptane:ethyl acetate: 9:1. ¹H NMR (400 MHz, CDCl₃): δ 7.81 (d, *J* = 8.6 Hz, 1H), 7.57-7.46 (m, 5H), 7.35-7.24 (m, 7H). ¹³C NMR (100 MHz, CDCl₃): δ 159.5, 147.3, 141.9, 141.1, 136.9, 130.8, 130.1, 130.0, 129.0, 128.7, 128.2, 127.4, 127.3, 127.2, 124.9, 124.8, 114.8. LRMS calcd for M⁺ C₂₁H₁₃ClBrNO 411, found 411.

5-([1,1'-Biphenyl]-2-yl)-4-bromo-2-(4-(trifluoromethyl)phenyl)oxazole

(33b): The reaction of 5-([1,1'-biphenyl]-2-yl)-2-(4-(trifluoromethyl)phenyl)oxazole **33a** (0.273 g, 0.75 mmol), *N*-bromosuccinimide (0.267 g, 1.5 mmol) at 25 °C during 16 h in DMF (4 mL) under argon affords the coupling product **33b** after evaporation of the solvent and purification on silica gel in 83% yield (0.276 g) as a yellow oil. Eluent heptane:ethyl acetate: 9:1. ¹H NMR (400 MHz, CDCl₃): δ 7.84 (d, *J* = 8.6 Hz, 1H), 7.70 (d, *J* = 8.2

Hz, 2H), 7.62 (d, *J* = 8.2 Hz, 2H), 7.58-7.48 (m, 3H), 7.37-7.26 (m, 5H). ¹³C NMR (100 MHz, CDCl₃): δ 159.0, 148.0, 142.0, 141.1, 132.2 (q, *J* = 32.5 Hz), 130.8, 130.2, 130.0, 129.4, 128.7, 128.3, 127.4, 127.3, 126.3, 125.7 (q, *J* = 3.7 Hz), 124.8, 124.0 (q, *J* = 272.3 Hz), 115.1. LRMS calcd for M⁺ C₂₂H₁₃BrF₃NO 444, found 444.

2-(4-Methoxyphenyl)phenanthro[9,10-*d*]oxazole

(31c):^[30] The reaction of 5-([1,1'-biphenyl]-2-yl)-4-bromo-2-(4-methoxyphenyl)oxazole **31b** (0.203 g, 0.5 mmol), KOPiv (0.140 g, 1 mmol) in the presence of PdCl(C₃H₅)(dppb) (15.2 mg, 0.025 mmol) at 150 °C during 24 h in DMA (4 mL) under argon affords the coupling product **31c** after evaporation of the solvent and purification on silica gel in 94% yield (0.152 g) as a white solid: mp 230-232 °C. Eluent heptane:ethyl acetate: 9:1. ¹H NMR (400 MHz, CDCl₃): δ 8.74 (t, *J* = 8.6 Hz, 2H), 8.62 (d, *J* = 7.9 Hz, 1H), 8.32 (d, *J* = 7.0 Hz, 3H), 7.77-7.65 (m, 4H), 7.07 (d, *J* = 8.7 Hz, 2H), 3.92 (s, 3H). ¹³C NMR (100 MHz, CDCl₃): δ 162.4, 161.9, 144.6, 135.6, 129.1, 128.9, 128.8, 127.3, 127.2, 126.2, 126.1, 126.0, 123.7, 123.4, 122.9, 121.2, 120.7, 120.3, 114.4, 55.5. LRMS calcd for M⁺ C₂₂H₁₅NO₂ 325, found 325.

2-(4-Chlorophenyl)phenanthro[9,10-*d*]oxazole

(32c):^[30] The reaction of 5-([1,1'-biphenyl]-2-yl)-4-bromo-2-(4-chlorophenyl)oxazole **32b** (0.205 g, 0.5 mmol), KOPiv (0.140 g, 1 mmol) in the presence of PdCl(C₃H₅)(dppb) (15.2 mg, 0.025 mmol) at 150 °C during 24 h in DMA (4 mL) under argon affords the coupling product **32c** after evaporation of the solvent and purification on silica gel in 90% yield (0.148 g) as a white solid: mp 261-263 °C. Eluent heptane:ethyl acetate: 9:1. ¹H NMR (400 MHz, CDCl₃): δ 8.78 (t, *J* = 8.6 Hz, 2H), 8.59 (d, *J* = 7.9 Hz, 1H), 8.40-8.26 (m, 3H), 7.80-7.65 (m, 4H), 7.58 (d, *J* = 8.6 Hz, 2H). ¹³C NMR (100 MHz, CDCl₃): δ 161.2, 145.0, 137.0, 135.5, 129.4, 129.3, 128.9, 128.4, 127.6, 127.5, 126.6, 126.3, 126.2, 126.1, 123.8, 123.5, 122.7, 121.0, 120.8. LRMS calcd for M⁺ C₂₁H₁₂ClNO 329, found 329.

2-(4-(Trifluoromethyl)phenyl)phenanthro[9,10-*d*]oxazole

(33c): The reaction of 5-([1,1'-biphenyl]-2-yl)-4-bromo-2-(4-(trifluoromethyl)phenyl)oxazole **33b** (0.222 g, 0.5 mmol), KOPiv (0.140 g, 1 mmol) in the presence of PdCl(C₃H₅)(dppb) (15.2 mg, 0.025 mmol) at 150 °C during 24 h in DMA (4 mL) under argon affords the coupling product **33c** after evaporation of the solvent and purification on silica gel in 96% yield (0.174 g) as a white solid: mp 223-225 °C. Eluent heptane:ethyl acetate: 9:1. ¹H NMR (400 MHz, CDCl₃): δ 8.74 (t, *J* = 8.6 Hz, 2H), 8.62 (d, *J* = 7.9 Hz, 1H), 8.47 (d, *J* = 7.4 Hz, 2H), 8.34 (d, *J* = 6.7 Hz, 1H), 7.85-7.65 (m, 6H). ¹³C NMR (100 MHz, CDCl₃): δ 160.6, 145.3, 135.6, 132.4 (q, *J* = 32.7 Hz), 130.7, 129.6, 129.0, 127.9, 127.6, 127.4, 126.8, 126.4, 126.0, 125.9 (q, *J* = 3.8 Hz), 123.8, 123.7 (q, *J* = 272.6 Hz), 123.5, 122.9, 121.0, 120.9. Anal. Calcd for C₂₂H₁₂F₃NO (363.34): C, 72.73; H, 3.33. Found: C, 72.89; H, 3.20. LRMS calcd for M⁺ C₂₂H₁₂F₃NO 363, found 363.

4'-Methoxy-2-(oxazol-2-yl)-[1,1'-biphenyl]-3-

carbonitrile (34): The reaction of 4-bromoanisole (0.374 g, 2 mmol), 2-(oxazol-2-yl)benzonitrile **18b** (0.170 g, 1 mmol), KOPiv (0.280 g, 2 mmol) in the presence of [Ru(*p*-cymene)Cl₂]₂ (30.6 mg, 0.05 mmol) at 150 °C during 16 h in NMP (4 mL) under argon affords the coupling product **34** after evaporation of the solvent and purification on silica gel in 43% yield (0.119 g) as a white solid: mp 101-103 °C. Eluent heptane:ethyl acetate: 7:3. ¹H NMR (400 MHz, CD₂Cl₂): δ 7.78 (d, *J* = 7.4 Hz, 1H), 7.71 (d, *J* = 7.8 Hz, 1H), 7.67-7.61 (m, 2H), 7.26 (s, 1H), 7.06 (d, *J* = 8.6 Hz, 2H), 6.85 (d, *J* = 8.6 Hz, 2H), 3.80 (s, 3H). ¹³C NMR (100 MHz, CD₂Cl₂): δ 159.5, 158.1, 143.7, 139.8, 134.6, 132.0, 131.2, 130.6, 129.7, 129.5, 128.2, 117.2, 114.2, 113.9, 55.2. Anal. Calcd for C₁₇H₁₂N₂O₂ (276.30): C, 73.90; H, 4.38. Found: C, 73.68; H, 4.21. LRMS calcd for M⁺ C₁₇H₁₂N₂O₂ 276, found 276.

2-(Oxazol-2-yl)-[1,1'-biphenyl]-3,4'-dicarbonitrile

(35): The reaction of 4-bromobenzonitrile (0.364 g, 2 mmol), 2-(oxazol-2-yl)benzonitrile **18b** (0.170 g, 1 mmol), KOPiv (0.280 g, 2 mmol) in the presence of [Ru(*p*-cymene)Cl₂]₂ (30.6 mg, 0.05 mmol) at 150 °C during 16 h in NMP (4

mL) under argon affords the coupling product **35** after evaporation of the solvent and purification on silica gel in 62% yield (0.168 g) as a white solid: mp 183-185 °C. Eluent heptane:ethyl acetate: 6:4. ¹H NMR (400 MHz, CD₂Cl₂): δ 7.89 (dd, *J* = 6.1, 2.9 Hz, 1H), 7.75-7.68 (m, 2H), 7.67-7.62 (m, 3H), 7.28-7.23 (m, 3H). ¹³C NMR (100 MHz, CD₂Cl₂): δ 157.2, 143.7, 142.0, 140.1, 134.3, 133.6, 132.2, 130.8, 129.7, 129.2, 128.4, 118.4, 116.9, 114.2, 111.9. Anal. Calcd for C₁₇H₉N₃O (271.28): C, 75.27; H, 3.34. Found: C, 75.60; H, 3.54. LRMS calcd for M⁺ C₁₇H₉N₃O 271, found 271.

4-(1-(Oxazol-2-yl)naphthalen-2-yl)benzonitrile (**36**):

The reaction of 4-bromobenzonitrile (0.364 g, 2 mmol), 2-(naphthalen-1-yl)oxazole **21b** (0.195 g, 1 mmol), KO₂Piv (0.280 g, 2 mmol) in the presence of [Ru(*p*-cymene)Cl₂]₂ (30.6 mg, 0.05 mmol) at 150 °C during 16 h in NMP (4 mL) under argon affords the coupling product **36** after evaporation of the solvent and purification on silica gel in 83% yield (0.246 g) as a yellow solid: mp 161-163 °C. Eluent heptane:ethyl acetate: 7:3. ¹H NMR (400 MHz, CD₂Cl₂): δ 8.08 (d, *J* = 8.8 Hz, 1H), 7.99-7.90 (m, 2H), 7.66-7.52 (m, 6H), 7.34 (d, *J* = 8.5 Hz, 2H), 7.29 (s, 1H). ¹³C NMR (100 MHz, CD₂Cl₂): δ 159.7, 145.9, 139.3, 139.1, 132.9, 132.4, 132.0, 131.1, 129.5, 128.2, 128.0, 127.9, 127.0, 126.8, 125.7, 124.3, 118.8, 111.0. Anal. Calcd for C₂₀H₁₂N₂O (296.33): C, 81.07; H, 4.08. Found: C, 81.23; H, 4.32. LRMS calcd for M⁺ C₂₀H₁₂N₂O 296, found 296.

Acknowledgements

We are grateful to the ANR-16-CE07-0001 for a grant to X. S. We thank CNRS and "Rennes Metropole" for providing financial support.

References

- [1] For reviews on Pd-catalyzed C–H bond functionalization: a) T. Satoh, M. Miura, *Chem. Lett.* **2007**, *36*, 200-205; b) L. Ackermann, R. Vicente, A. Kapdi, *Angew. Chem. Int. Ed.* **2009**, *48*, 9792-9826; c) X. Chen, K. M. Engle, D.-H. Wang, J.-Q. Yu, *Angew. Chem. Int. Ed.* **2009**, *48*, 5094-5115; d) N. Kuhl, M. N. Hopkinson, J. Wencel-Delord, F. Glorius, *Angew. Chem. Int. Ed.* **2012**, *51*, 10236-10254; e) R. Rossi, F. Bellina, M. Lessi, C. Manzini, *Adv. Synth. Catal.* **2014**, *356*, 17-117; f) M. R. Yadav, R. K. Rit, M. Shankar, A. K. Sahoo, *Asian J. Org. Chem.* **2015**, *4*, 846-864; g) T. Gensch, M. J. James, T. Dalton, F. Glorius, *Angew. Chem. Int. Ed.* **2018**, *57*, 2296-2306.
- [2] C. B. Bheeter, L. Chen, J.-F. Soulé, H. Doucet, *Catal. Sci. Technol.* **2016**, *6*, 2005-2049.
- [3] L. Ackermann Ed., *Modern arylation methods*, (Eds.: Wiley Online Library, 2009).
- [4] For selected examples of palladium-catalyzed direct arylations of substituted oxazole: a) S. A. Ohnmacht, P. Mamone, A. J. Culshaw, M. F. Greaney, *Chem. Commun.* **2008**, 1241-1243; b) C. Verrier, T. Martin, C. Hoarau, F. Marsais, *J. Org. Chem.* **2008**, *73*, 7383-7386; c) E. F. Flegeau, M. E. Popkin, M. F. Greaney, *Org. Lett.* **2008**, *10*, 2717-2720; d) L. Ackermann, A. Althammer, S. Fenner, *Angew. Chem. Int. Ed.* **2009**, *48*, 201-204; e) L. Theveau, C. Verrier, P. Lassalas, T. Martin, G. Dupas, O. Querolle, L. Van Hijfte, F. Marsais, C. Hoarau, *Chem. Eur. J.* **2011**, *17*, 14450-14463.
- [5] For palladium-catalyzed direct C2-arylations of oxazole with aryl halides: a) F. Bellina, C. Calandri, S. Caeteruccio, R. Rossi, *Tetrahedron* **2007**, *63*, 1970-1980; b) N. S. Nandurkar, M. J. Bhanushali, M. D. Bhor, B. M. Bhanage, *Tetrahedron Lett.* **2008**, *49*, 1045-1048; c) N. A. Strotman, H. R. Chobanian, Y. Guo, J. He, J. E. Wilson, *Org. Lett.* **2010**, *12*, 3578-3581; d) Z. Xu, K. Oniwa, H. Kikuchi, M. Bao, Y. Yamamoto, T. Jin, M. Terada, *Chem. Eur. J.* **2018**, *24*, 9041-9050.
- [6] For palladium-catalyzed direct C5-arylations of oxazole with aryl halides: a) F. Shibahara, T. Yamauchi, E. Yamaguchi, T. Murai, *J. Org. Chem.* **2012**, *77*, 8815-8820; b) F. Bellina, M. Lessi, C. Manzini, *Eur. J. Org. Chem.* **2013**, 5621-5630; c) A. Jakab, Z. Dalicsek, T. Soos, *Eur. J. Org. Chem.* **2015**, 56-59; see also ref 4c.
- [7] For palladium-catalyzed direct C2,C5-diarylations of oxazole: a) F. Shibahara, E. Yamaguchi, T. Murai, *J. Org. Chem.* **2011**, *76*, 2680-2693; b) M. Lessi, G. Panzetta, G. Marianetti, F. Bellina, *Synthesis* **2017**, 49, 4676-4686.
- [8] a) S. I. Gorelsky, D. Lapointe, K. Fagnou, *J. Org. Chem.* **2012**, *77*, 658-668; b) S. I. Gorelsky, *Coord. Chem Rev.* **2013**, *257*, 153-164.
- [9] L. Chen, J. Roger, C. Bruneau, P. H. Dixneuf, H. Doucet, *Adv. Synth. Catal.* **2011**, *353*, 2749-2760.
- [10] a) D. L. Davies, S. M. A. Donald, S. A. Macgregor, *J. Am. Chem. Soc.* **2005**, *127*, 13754-13755; b) M. Lafrance, K. Fagnou, *J. Am. Chem. Soc.* **2006**, *128*, 16496-16497; c) D. L. Davies, S. A. Macgregor, C. L. McMullin, *Chem. Rev.* **2017**, *117*, 8649-8709; d) R. A. Alharis, C. L. McMullin, D. L. Davies, K. Singh, S. A. Macgregor, *J. Am. Chem. Soc.* **2019**, DOI: 10.1021/jacs.9b02073.
- [11] X. Shi, J.-F. Soulé, H. Doucet, *J. Org. Chem.* **2017**, *82*, 3886-3894.
- [12] a) S. Oi, H. Sasamoto, R. Funayama, Y. Inoue, *Chem. Lett.* **2008**, *37*, 994-995; b) W. Li, P. B. Arockiam, C. Fischmeister, C. Bruneau, P. H. Dixneuf, *Green Chem.* **2011**, *13*, 2315-2319.
- [13] T. Yao, K. Hirano, T. Satoh, M. Miura, *Chem. Eur. J.* **2010**, *16*, 12307-12311.
- [14] N. Primas, A. Bouillon, J.-C. Lancelot, S. Rault, *Tetrahedron* **2009**, *65*, 6348-6353.
- [15] a) H. Hachiya, K. Hirano, T. Satoh, M. Miura, *Org. Lett.* **2009**, *11*, 1737-1740; b) M. Nishino, K. Hirano, T. Satoh, M. Miura, *Angew. Chem., Int. Ed.* **2012**, *51*, 6993-6997.
- [16] F. Yang, J. Koeller, L. Ackermann, *Angew. Chem. Int. Ed.* **2016**, *55*, 4759-4762.
- [17] K. S. Vinay Kumar, T. R. Swaroop, N. Rajeev, A. C. Vinayaka, G. S. Lingaraju, K. S. Rangappa, M. P. Sadashiva, *Synlett* **2016**, 27, 1363-1366.
- [18] B. A. Kulkarni, A. Ganesan, *Tetrahedron Lett.* **1999**, *40*, 5637-5638.

- [19] B. Li, R. A. Buzon, Z. Zhang, *Org. Synth.* **2010**, *87*, 16-25.
- [20] J.-B. E. Y. Rouchet, M. Hachem, C. Schneider, C. Hoarau, *ACS Catal.* **2017**, *7*, 5363-5369.
- [21] D. Haas, M. Mosrin, P. Knochel, *Org. Lett.* **2013**, *15*, 6162-6165.
- [22] C. Kashima, H. Arao, *Synthesis* **1989**, 873-874.
- [23] E. V. Brown, *J. Org. Chem.* **1977**, *42*, 3208-3209.
- [24] X.-F. Wu, H. Neumann, S. Neumann, M. Beller, *Chem. Eur. J.* **2012**, *18*, 13619-13623.
- [25] M. Dadkhah, B. Prijs, *Helv. Chim. Acta* **1962**, *45*, 375-381.
- [26] B. P. Das, R. A. Wallace, D. W. Boykin Jr., *J. Med. Chem.* **1980**, *23*, 578-581.
- [27] M. Pulici, F. Quartieri, E. R. Felder, *J. Comb. Chem.* **2005**, *7*, 463-473.
- [28] X.-B. Shen, Y. Zhang, W.-X. Chen, Z.-K. Xiao, T.-T. Hu, L.-X. Shao, *Org. Lett.* **2014**, *16*, 1984-1987.
- [29] F. N. Hayes, B. S. Rogers, D. G. Ott, *J. Am. Chem. Soc.* **1955**, 1850-1852.
- [30] N. Bagi, R. Stefanovszky, J. Kaizer, G. Speier, *Monatsh. Chem.* **2016**, *147*, 425-428.

FULL PAPER

Reaction conditions for the regiodivergent direct arylations at C2- or C5-positions of oxazoles using phosphine-free palladium catalysts

Adv. Synth. Catal. **Year**, *Volume*, Page – Page

Xinzhe Shi, Jean-François Soulé* and Henri Doucet*

