



HAL
open science

Theoretical-experimental evaluation of the photocatalytic activity of $\text{KCa}_2\text{Ta}_{3-x}\text{Nb}_x\text{O}_{10}$

Arnayra Brito, Valérie Bouquet, Valérie Demange, François Cheviré, Maryline Guilloux-Viry, Thiago Marinho, Juliana K.D. Souza, Lais Lima, Nayara Pinheiro, Ieda M.G. Santos, et al.

► To cite this version:

Arnayra Brito, Valérie Bouquet, Valérie Demange, François Cheviré, Maryline Guilloux-Viry, et al.. Theoretical-experimental evaluation of the photocatalytic activity of $\text{KCa}_2\text{Ta}_{3-x}\text{Nb}_x\text{O}_{10}$. *Materials Letters*, 2019, 253, pp.392-395. 10.1016/j.matlet.2019.07.006 . hal-02183907

HAL Id: hal-02183907

<https://univ-rennes.hal.science/hal-02183907>

Submitted on 25 Sep 2019

HAL is a multi-disciplinary open access archive for the deposit and dissemination of scientific research documents, whether they are published or not. The documents may come from teaching and research institutions in France or abroad, or from public or private research centers.

L'archive ouverte pluridisciplinaire **HAL**, est destinée au dépôt et à la diffusion de documents scientifiques de niveau recherche, publiés ou non, émanant des établissements d'enseignement et de recherche français ou étrangers, des laboratoires publics ou privés.

Theoretical-experimental evaluation of the photocatalytic activity of KCa_2Ta_3 .

$\text{xNb}_x\text{O}_{10}$

1
2
3
4
5 Arnayra S. Brito¹, Valerie Bouquet², Valerie Demange², François Chevire², Maryline
6 Guilloux-Viry², Thiago D. Marinho¹, Juliana K.D. Souza¹, Lais C. Lima¹, Nayara A.
7 Pinheiro¹, Ieda M.G. Santos¹, Julio R. Sambrano³, Anderson R. Albuquerque⁴, Ary S.
8 Maia^{1*}.
9

10
11
12 ¹ – NPE-LACOM – Federal University of Paraíba, 58051-900, João Pessoa, PB, Brazil

13
14 ² – Univ. Rennes, CNRS, ISCR – UMR 6226, ScanMat - UMS 2001, F-35000 Rennes,
15 France
16

17
18 ³ – Modeling and Molecular Simulation Group, INCTMN-UNESP, São Paulo State
19 University, Bauru, SP, Brazil
20

21
22 ⁴ – Chemistry Institute, Federal University of Rio Grande do Norte, 59078-970, Natal,
23 RN, Brazil
24

25 * **Corresponding author:**

26
27 E-mail address: arymaia@quimica.ufpb.br
28
29

Abstract:

30
31
32 $\text{KCa}_2\text{Ta}_{3-x}\text{Nb}_x\text{O}_{10}$ samples were synthesized by solid-state reaction and evaluated
33 on the hydroxylation of terephthalic acid under UVC irradiation. Computational
34 simulations via DFT were carried out in order to study their structural and electronic
35 properties. Theoretical results show good agreement with experimental data, regarding
36 lattice parameters and band-gap energy values and indicated that the photocatalytic
37 performance for hydroxyl radicals production is directly related to the degree of
38 octahedral distortions in these materials.
39
40
41
42
43
44
45
46

Keywords:

47
48 DFT; Dion-Jacobson perovskite; tantalonibates; octahedra distortion
49
50
51

Introduction:

52
53
54 Dion-Jacobson-type (D-J) perovskites have drawn attention for their physical and
55 chemical properties, particularly for their photocatalytic activity [1-4]. They have
56 molecular formula $A_x[B_{m-1}M_nO_{3n+1}]$ (where A is an alkaline ion; B an alkaline earth ion;
57
58 M a transition metal and n indicates the number of $[\text{MO}_6]$ octahedra that form each
59
60
61
62
63
64
65

1 perovskite-like slab) [5]. Some authors relate the photocatalytic activity of perovskites
2 to the degree of octahedron distortion [6-8]. The main objective of this work was to
3 study tantaloniobates ($\text{KCa}_2\text{Ta}_{3-x}\text{Nb}_x\text{O}_{10}$ $x = 0, 1$ and 2) with D-J perovskite structure
4 and to evaluate the effect of Ta:Nb ratio on their structural and photocatalytic properties.
5
6

7 8 9 **Experimental:**

10 Materials were synthesized by solid-state reaction using carbonates or oxides as
11 precursors under temperatures between 1100 and 1200 °C. Synthesized materials were
12 characterized by X-ray diffraction (XRD, Bruker D8 Advance, $\text{CuK}\alpha 1$), Diffuse
13 Reflectance Spectroscopy (DRS, Varian Cary 100 UV–Vis, 250-800 nm), Raman
14 spectroscopy (Renishaw inVia Raman Microscope, 514 nm laser wavelength), SEM-
15 EDXS (Jeol JSM 7100 F microscope, operating at 10 kV for Energy Dispersive X-ray
16 Spectroscopy analyses (EDXS) using an Oxford Instruments AZtec system). Formation
17 of hydroxyl radicals was evaluated by the photohydroxylation of terephthalic acid (TA),
18 used as probe at room temperature [9], under conditions previously described in the
19 literature [10]. A blank test was performed with TA solution irradiation without
20 photocatalyst. Formation of the luminescent 2-hydroxyterephthalic acid (HTA) was
21 evaluated by spectrofluorimetry (Shimadzu RF-5301PC). Further details of syntheses
22 and characterizations are displayed in the Supplementary Data (SD-01).
23
24
25
26
27
28
29
30
31
32
33
34
35

36 **Computational details:**

37 Periodic DFT calculations were performed with CRYSTAL17 software [11] by
38 using the global hybrid functional PBE0. $\text{KCa}_2\text{Ta}_3\text{O}_{10}$ and $\text{KCa}_2\text{Nb}_3\text{O}_{10}$ are layered
39 perovskites with orthorhombic structures ($C222$ and $Cmcm$ space groups respectively)
40 and a slab constituted by the stacking of three corner-connected octahedra $[\text{Nb}/\text{TaO}_6]$. In
41 the absence of information about $\text{KCa}_2\text{TaNb}_2\text{O}_{10}$ and $\text{KCa}_2\text{Ta}_2\text{NbO}_{10}$ symmetry space
42 group and for purpose of comparison, all materials were calculated in the $\text{KCa}_2\text{Ta}_3\text{O}_{10}$
43 ($C222$) space group. There are two distinct crystallographic positions for the transition
44 metals, two equivalent octahedra (Oct1) constituting the slab edges while the other one
45 (Oct2) forms the inner layer. For purposes of computational models depending on the
46 chemical composition Nb and/or Ta were ascribed to either crystallographic positions
47 without considering any mixed occupations. Band structure and density of states (DOS)
48 calculations were plotted employing the same k -points set as the diagonalization of the
49 Fock matrix for optimization process. Distortion index was based on bond lengths as
50
51
52
53
54
55
56
57
58
59
60
61
62
63
64
65

proposed by Baur [12] and the effective coordination number was calculated as the sum of the so-called “bond weight” of all polyhedron bonds. Further details of computational simulations are displayed in Supplementary Data (SD-02).

Results and Discussion:

XRD patterns (Figure 1(1)) confirmed the formation of the targeted phases with small amount of KNbO_3 . Progressive substitution of tantalum by niobium atoms in the structure did not significantly modify the observed reflections except for small displacements of the peaks. $\text{KCa}_2\text{Ta}_3\text{O}_{10}$ pattern was indexed by ICDD 01-089-8542, in agreement to literature [2]. No significant morphological changes were observed for the synthesized materials, as evidenced by SEM results (SD-03) and large surfaces assigned to (0 1 0) planes were observed [13]. Stoichiometry of the samples was confirmed by SEM-EDXS (Table 1).

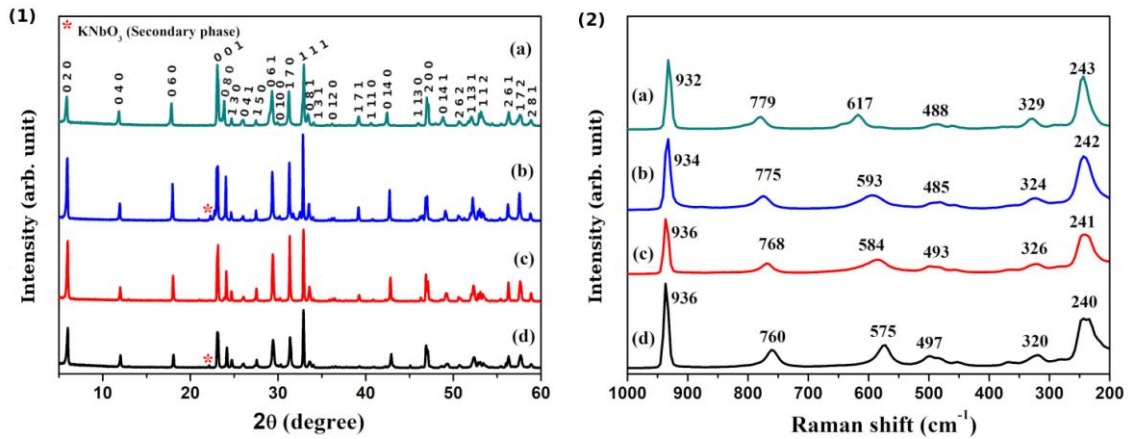


Figure 1 – XRD patterns (1) and Raman spectra (2) of $\text{KCa}_2\text{Ta}_3\text{O}_{10}$ (a), $\text{KCa}_2\text{Ta}_2\text{NbO}_{10}$ (b), $\text{KCa}_2\text{TaNb}_2\text{O}_{10}$ (c), $\text{KCa}_2\text{Nb}_3\text{O}_{10}$ (d).

Table 1 – Experimental composition and band-gap energy (E_g) of the synthesized materials compared to theoretical results.

Samples	Experimental Results			Theoretical Results		
	Composition	E_g (eV)	a (Å)	b (Å)	c (Å)	E_g (eV)
$\text{KCa}_2\text{Ta}_3\text{O}_{10}$	$\text{K}_{0.8}\text{Ca}_2\text{Ta}_{2.9}\text{O}_{10}$	4.2	3.9272 (+1.59 %)*	28.533 (-4.18 %)*	3.8856 (+0.87 %)*	4.29
$\text{KCa}_2\text{Ta}_2\text{NbO}_{10}$	$\text{K}_{1.1}\text{Ca}_2\text{Ta}_{2.1}\text{Nb}_{0.8}\text{O}_{10}$	3.8	3.9708	28.539	3.8810	3.68
$\text{KCa}_2\text{TaNb}_2\text{O}_{10}$	$\text{K}_{1.2}\text{Ca}_2\text{TaNb}_{1.9}\text{O}_{10}$	3.6	3.9530	28.552	3.9161	3.46
$\text{KCa}_2\text{Nb}_3\text{O}_{10}$	$\text{K}_{1.2}\text{Ca}_2\text{Nb}_{2.8}\text{O}_{10}$	3.5	3.9824	28.480	3.9169	3.41

* Percent deviations from the lattice parameters of ICDD 01-089-8542.

Raman spectra (Figure 1(2)) evidenced the existence of two different types of octahedra, a highly distorted one (Oct1), which occupies the slab edge (bands around 930 and 600 cm^{-1}) and a slightly distorted one (Oct2) that occupies the lamella center (bands around 770 cm^{-1}). These patterns are in good agreement with the literature [14]. The substitution of Ta by Nb caused a displacement of the bands around 770 and 600 cm^{-1} to smaller wavenumbers.

Band-gap energies of the synthesized materials were calculated using the Kubelka-Munk formalism [15] from DRS results (SD-04) and confirmed the downward trend as Ta is replaced by Nb (Table 1).

Photogeneration of hydroxyl radicals was evaluated by HTA formation, as function of reaction time (Figures 2(1) and 2(2)). All of the materials had some activity when compared to the blank test, while $\text{KCa}_2\text{TaNb}_2\text{O}_{10}$ sample presented a much higher yield. The secondary phase (KNbO_3) showed no activity for this reaction. Literature results [3] indicate that no $\cdot\text{OH}$ radicals were generated for 2D-2D $g\text{-C}_3\text{N}_4/\text{KCa}_2\text{Nb}_3\text{O}_{10}$ nanosheet heterojunctions.

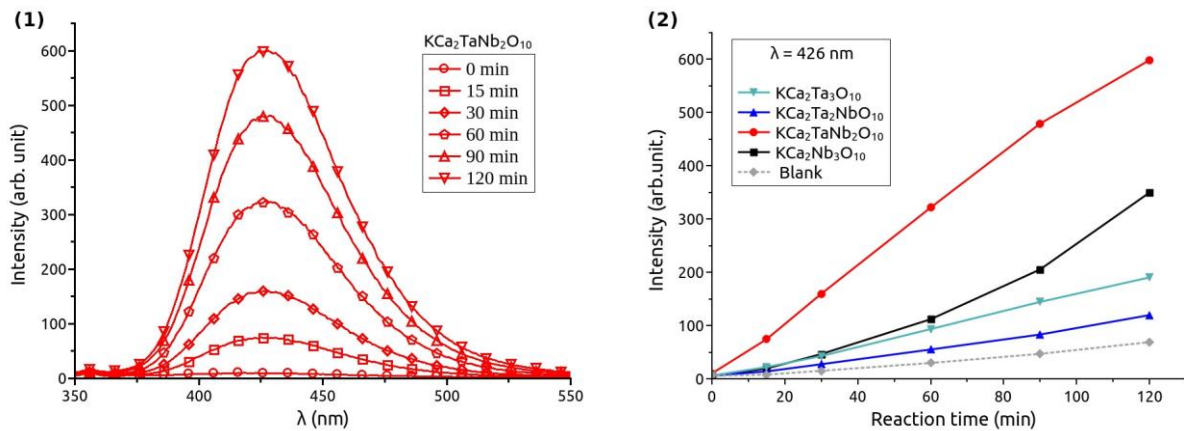


Figure 2 – Fluorescence spectra of HTA formed in the reaction catalyzed by $\text{KCa}_2\text{TaNb}_2\text{O}_{10}$ (1). Maximum intensity of HTA fluorescence produced by photohydroxylation of TA as a function of reaction time (2).

In an attempt to better understand the photocatalytic results, computational simulations were carried out focusing on structural and electronic aspects of the $\text{KCa}_2\text{Ta}_{3-x}\text{Nb}_x\text{O}_{10}$ phases. Similar data were not found in the literature for these systems. Table 1 depicts the calculated cell parameters and the resulting deviations which were very low. Band structure (Figure SD-05) showed that all materials have indirect band-

1 gap ($X-\Gamma$) and quite similar values were observed when comparing experimentally and
2 theoretically calculated band-gap values (Table 1). These results, associated with XRD
3 patterns for all samples, suggested that the previously assumed space group was valid.
4 The calculated atomic positions were used to construct the structures shown in Figure 3.
5 Regardless the atom that occupied the octahedral site of the layer edge (Oct1), this
6 octahedron presented greater distortion than the one in the inner layer (Oct2). However,
7 when Nb occupied this site, with Ta in the central position ($\text{KCa}_2\text{TaNb}_2\text{O}_{10}$), the highest
8 distortion index of these octahedra took place (Figure 3). This distortion was so
9 pronounced that this Nb tended to 5-fold coordination, due to the high value of the axial
10 Nb-O bond length, directed to the $[\text{TaO}_6]$ octahedron. A tendency to increase tilting
11 between octahedra along a axis, culminating with a decrease of approximately 18° in the
12 Nb-O-Nb bond, can also be observed for $\text{KCa}_2\text{TaNb}_2\text{O}_{10}$ (Figure SD-06).
13
14
15
16
17
18
19
20
21

22 A marked shift of the Fermi level towards the conduction band (CB) was also
23 observed in the band structure (Figure SD-04), similar to Burstein-Moss shift [16],
24 which indicates the need to expand the electronic evaluation of theoretical calculations.
25 According to DOS (Figure SD-05) the valence band (VB) was mainly constituted by
26 oxygen atoms, whereas the conduction band had greater participation of metal atoms. A
27 detail of VB and CB edges is presented in Figure 3.
28
29
30
31
32
33
34
35
36
37
38
39
40
41
42
43
44
45
46
47
48
49
50
51
52
53
54
55
56
57
58
59
60
61
62
63
64
65

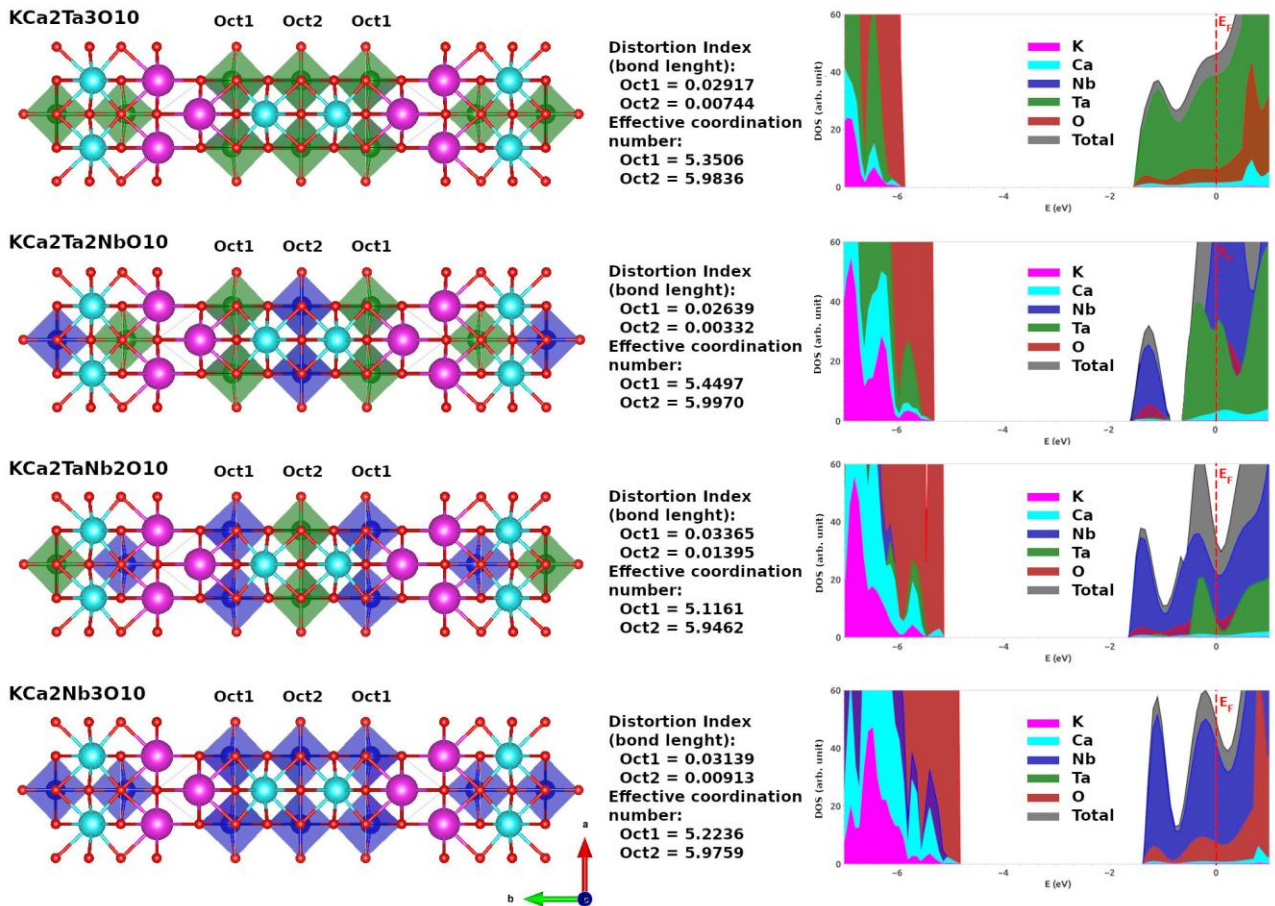


Figure 3 - Structural representation of the $\text{KCa}_2\text{Ta}_{3-x}\text{Nb}_x\text{O}_{10}$ phases, with octahedron distortion index, Nb/Ta effective coordination number and DOS results.

Due to its higher electronegativity, as usually assigned [8] 4d states of Nb lies lower than 5d state of Ta and thus participates preponderantly to the CB edge for all Nb-containing structures, regardless of its proportion or its location. A deepening of theoretical calculations regarding electronic effects is already underway and will be released soon in the form of a new theoretical article.

Correlating the experimental data of hydroxyl radicals photogeneration with theoretical calculations results, it is evident that the increasing order of photocatalytic activity is exactly the same for the octahedron distortion index in this triple-layered D-J perovskite. The evidence that the photocatalytic activity of these materials may be related to both the distortion index of the octahedra and the DOS of the CB is in agreement with the literature [6-8].

Conclusion:

1 Tantaloniobates with DJ perovskite structure were successfully synthesized by
2 solid-state reaction. The [MO₆] octahedron distortion index and the composition of the
3 CB edge determined by theoretical calculations showed a great dependence on the type
4 of element that occupies the *M* sites of the structure. Activity for hydroxyl radical
5 photogeneration followed exactly the same increasing order of the octahedron distortion
6 index, which is KCa₂Ta₂NbO₁₀ < KCa₂Ta₃O₁₀ < KCa₂Nb₃O₁₀ < KCa₂TaNb₂O₁₀.
7
8
9

10 11 12 **Conflicts of Interest:**

13 None.
14
15
16
17

18 **Acknowledgments:**

19 This work was conducted during a visiting scholar period at Université de Rennes
20 1, sponsored by the Capes Foundation within the Ministry of Education, Brazil (grant n.
21 BEX 88881.132329/2016-01). The computational facilities were supported by resources
22 supplied by Brazilian Funding Agencies FAPESP, CNPq and the Center for Scientific
23 Computing of the São Paulo State University (Grid Unesp). SEM experiments were
24 performed on CMEBA platform (ScanMAT unit, UMS 2001, University of Rennes 1-
25 CNRS).
26
27
28
29
30
31
32
33

34 **References:**

- 35 [1] X.Zong, L.Wang, Ion-exchangeable semiconductor materials for visible light-
36 induced photocatalysis, *Journal of Photochemistry and Photobiology C: Photochemistry*
37 *Reviews*. 18 (2014) 32-49. <https://doi.org/10.1016/j.jphotochemrev.2013.10.001>.
38
39
40
41
42
43 [2] M.J.Geselbracht, H.K.White, J.M.Blaine, M.J.Diaz, J.L.Hubbs, N.Adelstein,
44 J.A.Kurzman, New solid acids in the triple-layer Dion–Jacobson layered perovskite
45 family, *Materials Research Bulletin*. 46, (2011) 398-406.
46
47 <https://doi.org/10.1016/j.materresbull.2010.12.007>.
48
49
50
51
52 [3] D.Jiang, T.Wang, Q.Xu, D.Li, S.Meng, M.Chen, Perovskite oxide ultrathin
53 nanosheets/g-C₃N₄ 2D-2D heterojunction photocatalysts with significantly enhanced
54 photocatalytic activity towards the photodegradation of tetracycline, *Applied Catalysis*
55 *B: Environmental* 201 (2017) 617–628. <http://dx.doi.org/10.1016/j.apcatb.2016.09.001>
56
57
58
59
60
61
62
63
64
65

1 [4] D.Jiang, W.Ma, Y.Yao, P.Xiao, B.Wen, D.Li, M.Chen, Dion-Jacobson-type
2 perovskite $\text{KCa}_2\text{Ta}_3\text{O}_{10}$ nanosheets hybridized with g-C₃N₄ nanosheets for
3 photocatalytic H₂ production, *Catalysis Science & Technology* 8 (2018) 3767-3773.
4 <https://doi.org/10.1039/C8CY00930A>.
5
6

7
8
9 [5] M.A.Bizeto, A.L.Shiguihara, V.R.L.Constantino, Layered niobate nanosheets:
10 building blocks for advanced materials assembly, *Journal of Materials Chemistry* 19
11 (2009) 2512-2525. <https://doi.org/10.1039/b821435b>.
12
13
14

15
16 [6] J.Sato, H.Kobayashi, Y.Inoue, Photocatalytic Activity for Water Decomposition of
17 Indates with Octahedrally Coordinated d¹⁰ Configuration. II. Roles of Geometric and
18 Electronic Structures, *The Journal of Physical Chemistry B* 107 (2003) 7970-7975.
19 <https://doi.org/10.1021/jp030021q>.
20
21
22

23
24
25 [7] K.Maeda, Photocatalytic water splitting using semiconductor particles: History and
26 recent developments, *Journal of Photochemistry and Photobiology C: Photochemistry*
27 *Reviews* 12 (2011) 237-268. <https://doi.org/10.1016/j.jphotochemrev.2011.07.001>.
28
29
30

31
32 [8] A.Kudo, Y.Miseki, Heterogeneous photocatalyst materials for water splitting,
33 *Chemical Society Reviews*, 38 (2009) 253–278. <https://doi.org/10.1039/b800489g>
34
35
36

37
38 [9] Y.Jing, B.P.Chaplin, Mechanistic Study of the Validity of Using Hydroxyl Radical
39 Probes to Characterize Electrochemical Advanced Oxidation Processes, *Environmental*
40 *Science & Technology* 51 (2017), 2355-2365. <https://doi.org/10.1021/acs.est.6b05513>.
41
42
43

44
45 [10] A.R.F.A.Teixeira, A.M.Neris, E.Longo, J.R.C.Filho, A.Hakki, D.Macphee,
46 I.M.G.Santos, SrSnO₃ perovskite obtained by the modified Pechini method-Insights
47 about its photocatalytic activity, *Journal of Photochemistry & Photobiology A:*
48 *Chemistry* 369 (2019) 181-188. <https://doi.org/10.1016/j.jphotochem.2018.10.028>.
49
50
51

52
53
54 [11] R.Dovesi, A.Erba, R.Orlando, C.M.Zicovich-Wilson, B.Civalleri, L.Maschio,
55 M.R erat, S.Casassa, J.Baima, S.Salustro, B.Kirtman, Quantum-Mechanical Condensed
56 Matter Simulations with CRYSTAL, *WIREs Computational Molecular Science* 8 (2018)
57 e1360. <https://doi.org/10.1002/wcms.1360>.
58
59
60
61
62
63
64
65

1 [12] W.H.Baur, The geometry of polyhedral distortions. Predictive relationships for the
2 phosphate group, *Acta Crystallographica Section B* 30 (1974) 1195-1215.

3
4
5 <https://doi.org/10.1107/S0567740874004560>.

6
7
8
9 [13] A.S.Maia, F.Chevire, V.Demange, V.Bouquet, M.Pasturel, S.Députier,
10 R.Lebullenger, M.Guilloux-Viry, F.Tessier, Preparation of niobium based oxynitride
11 nanosheets by exfoliation of Ruddlesden-Popper phase precursor, *Solid State Science* 54
12 (2016) 17-21. <https://doi.org/10.1016/j.solidstatesciences.2015.11.013>.

13
14
15
16
17
18 [14] S.-H.Byeon, H.-J.NAM, Neutron Diffraction and FT-Raman Study of Ion-
19 Exchangeable Layered Titanates and Niobates, *Chemistry of Materials* 12 (2000) 1771-
20 1778. <https://doi.org/10.1021/cm9906506>

21
22
23
24
25 [15] V.Džimbeg-Malčić, Ž.Barbarić-Mikočević, K.Itrić, Kubelka-Munk theory in
26 describing optical properties of paper (I), *Tehnički Vjesnik* 18 (2011) 117-124.
27
28 <https://hrcak.srce.hr/65936>.

29
30
31
32 [16] M.Burbano, D.O.Scanlon, G.W.Watson, Sources of Conductivity and Doping
33 Limits in CdO from Hybrid Density Functional Theory, *Journal of the American*
34
35
36
37
38
39
40
41
42
43
44
45
46
47
48
49
50
51
52
53
54
55
56
57
58
59
60
61
62
63
64
65
Chemical Society 38 (2011) 15065-15072. <https://doi.org/10.1021/ja204639y>