



# Dual-species Bose-Einstein condensate of K-41 and Rb-87 in a hybrid trap

A. Burchianti, C. d'Errico, S. Rosi, A. Simoni, M. Modugno, C. Fort, F. Minardi

## ► To cite this version:

A. Burchianti, C. d'Errico, S. Rosi, A. Simoni, M. Modugno, et al.. Dual-species Bose-Einstein condensate of K-41 and Rb-87 in a hybrid trap. *Physical Review A: Atomic, molecular, and optical physics* [1990-2015], 2018, 98 (6), pp.063616. 10.1103/PhysRevA.98.063616 . hal-01996697

**HAL Id: hal-01996697**

**<https://univ-rennes.hal.science/hal-01996697>**

Submitted on 5 Mar 2019

**HAL** is a multi-disciplinary open access archive for the deposit and dissemination of scientific research documents, whether they are published or not. The documents may come from teaching and research institutions in France or abroad, or from public or private research centers.

L'archive ouverte pluridisciplinaire **HAL**, est destinée au dépôt et à la diffusion de documents scientifiques de niveau recherche, publiés ou non, émanant des établissements d'enseignement et de recherche français ou étrangers, des laboratoires publics ou privés.

Dual-species Bose-Einstein condensate of  $^{41}\text{K}$  and  $^{87}\text{Rb}$  in a hybrid trapA. Burchianti,<sup>1,2</sup> C. D'Errico,<sup>1,2,\*</sup> S. Rosi,<sup>1,2</sup> A. Simoni,<sup>3</sup> M. Modugno,<sup>4,5</sup> C. Fort,<sup>1,2</sup> and F. Minardi<sup>1,2,6</sup><sup>1</sup>*Istituto Nazionale di Ottica, CNR-INO, 50019 Sesto Fiorentino, Italy*<sup>2</sup>*LENS and Dipartimento di Fisica e Astronomia, Università di Firenze, 50019 Sesto Fiorentino, Italy*<sup>3</sup>*Univ Rennes, CNRS, IPR (Institut de Physique de Rennes)-UMR 6251, F-35000 Rennes, France*<sup>4</sup>*Departamento de Física Teórica e Historia de la Ciencia, Universidad del País Vasco UPV/EHU, 48080 Bilbao, Spain*<sup>5</sup>*IKERBASQUE, Basque Foundation for Science, 48013 Bilbao, Spain*<sup>6</sup>*Dipartimento di Fisica e Astronomia, Università di Bologna, 40127 Bologna, Italy*

(Received 18 October 2018; published 12 December 2018)

We report on the production of a  $^{41}\text{K}$ - $^{87}\text{Rb}$  dual-species Bose-Einstein condensate in a hybrid trap, consisting of a magnetic quadrupole and an optical dipole potential. After loading both atomic species in the trap, we cool down  $^{87}\text{Rb}$  first by magnetic and then by optical evaporation, while  $^{41}\text{K}$  is sympathetically cooled by elastic collisions with  $^{87}\text{Rb}$ . We eventually produce two-component condensates with more than  $10^5$  atoms and tunable species population imbalance. We observe the immiscibility of the quantum mixture by measuring the density profile of each species after releasing them from the trap.

DOI: [10.1103/PhysRevA.98.063616](https://doi.org/10.1103/PhysRevA.98.063616)

## I. INTRODUCTION

Multicomponent quantum gases are ideal platforms to study fundamental phenomena arising from the mutual interaction between different constituents. These effects occur in many physical systems ranging from superfluid helium mixtures to multicomponent superconductors and neutron matter [1–3]. Since the first experimental observations of a Bose-Einstein condensate (BEC) in dilute gases [4–6], many efforts have been dedicated to the realization of degenerate atomic mixtures using different hyperfine states of single atomic species [7–9], different isotopes [10–18], or different elements [19–34]. Bose-Bose, Bose-Fermi, and Fermi-Fermi mixtures are now produced in many laboratories worldwide and they are currently explored as benchmarks for addressing complex problems in many-body physics including collective [9,18] and topological excitations [35–37], phase separation [13,26,38], magnetism [39–41], polarons [42,43], quantum droplets [44,45], spin superfluidity [41,46], and spin supercurrents [47,48]. Ultracold quantum mixtures have also been exploited to produce ground-state polar molecules [49–53]. Thus, the development of effective techniques to produce large and deeply degenerate two-component quantum gases deserves special attention.

In this paper we present a simple and efficient route to prepare a  $^{41}\text{K}$ - $^{87}\text{Rb}$  dual-species BEC in a hybrid trap. This specific Bose-Bose mixture is experimentally appealing because accessible heteronuclear Feshbach resonances in its ground state enable the control of the interspecies interactions [24]. In early experiments, degeneracy was reached by evaporative cooling of  $^{87}\text{Rb}$  with microwave (MW) radiation and sympathetic cooling of  $^{41}\text{K}$  [19,24,54]. Due to the large interspecies collision rate, two-component BECs have been produced in

both magnetic [19] and optical potentials [24]. Generally, optical or hybrid traps are preferred to purely magnetic ones, due to their higher flexibility. Our strategy uses state-of-the-art cooling techniques and at the same time brings together the advantages of both magnetic quadrupoles and optical traps [55]. This enables the production of large superfluid mixtures of  $^{41}\text{K}$ - $^{87}\text{Rb}$  in a simple and reliable setup, with a large optical access. We start by loading both atomic species, prepared in the  $|F = 2, m_F = 2\rangle$  state, in a magnetic quadrupole.  $^{87}\text{Rb}$  is cooled by driving the MW transition to the ground hyperfine state, while  $^{41}\text{K}$  is cooled by thermal contact with  $^{87}\text{Rb}$ . The atoms are then loaded into a crossed optical dipole trap (ODT) through an intermediate cooling stage in a hybrid potential. The latter is given by the magnetic quadrupole plus a dimple beam, whose focus is shifted from the zero of the quadrupole to minimize the Majorana spin losses [55]. The final step is a pure optical evaporation in the ODT, created by crossing the dimple with an auxiliary beam. Within an experimental cycle of less than 20 s, we produce stable dual-species BECs with more than  $10^5$  atoms and tunable species population imbalance. This result represents a convenient starting point for future studies on mass-imbalanced superfluid mixtures with tunable interactions which are expected to exhibit exotic phenomena such as the formation of unusual vortex structures [56–58], self-bound states, [59] and nondissipative drag effects [1,60–63].

The article is organized as follows. In Sec. II we briefly describe our setup. In Sec. III we report the cooling of the atomic mixture in the hybrid trap. In Sec. IV we experimentally investigate the lifetime of both species during the MW evaporation. In Sec. V we detail the creation of the dual-species condensate, we observe its immiscibility, and we compare our experimental results with the prediction of the mean-field theory. In Sec. VI we summarize and draw conclusions.

\*derrico@lens.unifi.it

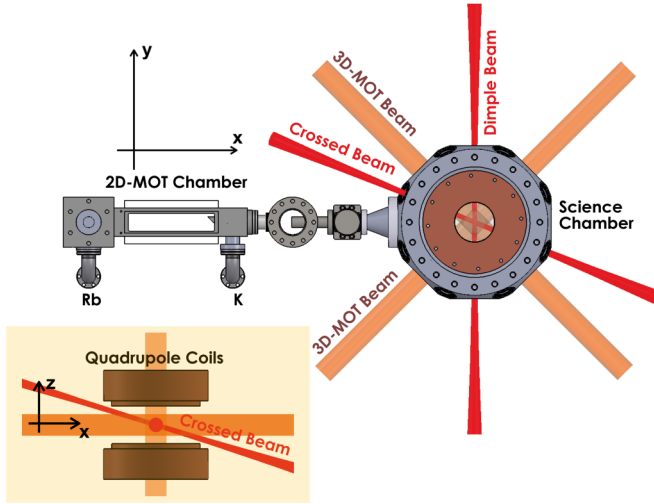


FIG. 1. Top view of the experimental apparatus, showing the 2D MOT and the science chamber. The 3D MOT (ODT) beams are also depicted in orange (red). The inset shows the schematic front view of the quadrupole coils and the beams. The dimple beam is directed along the  $\hat{y}$  axis. The crossed beam forms an angle of  $67.5^\circ$  with the dimple beam in the  $xy$  plane and is inclined at an angle of  $16^\circ$  with respect to that plane.

## II. EXPERIMENT

The core of the experimental setup is schematically shown in Fig. 1. It consists of two main parts: the two-dimensional (2D) magneto-optical trap (MOT) chamber, where we produce a cold atomic beam of both  $^{41}\text{K}$  and  $^{87}\text{Rb}$ , and the 3D MOT science chamber, where we produce the dual-species condensate. These two parts are connected through a differential pumping section providing a low conductance between them. The background vapor pressure in the 2D MOT chamber is  $\sim 10^{-8}$  mbar, while in the 3D MOT chamber it is  $\sim 10^{-11}$  mbar. The 2D MOT is loaded by a thermal vapor of K and Rb released in natural abundance by two metallic reservoirs (see Fig. 1). Once transversely cooled by the 2D MOT, the atoms are pushed towards the science chamber by resonant push beams. Here they are captured by a standard 3D MOT, consisting of six independent beams (shown in orange in Fig. 1). We load approximately  $2 \times 10^7$  ( $5 \times 10^9$ ) atoms/s of  $^{41}\text{K}$  ( $^{87}\text{Rb}$ ). To control the number of atoms in the MOT, we stabilize the MOT fluorescence signal by actively adjusting the push beams intensity level. After a compressed-MOT and a molasses phase, both atomic species are pumped in the  $|2, 2\rangle$  low-field-seeking state and are magnetically captured in a quadrupole magnetic field, generated by the same coils used for the 3D MOT. These coils are placed along the vertical  $\hat{z}$  axis within reentrant viewports, above and below the science chamber. The quadrupole axial gradient is raised to the value  $b_z = 37$  G/cm (see Fig. 2), sufficiently high to hold the heavier  $^{87}\text{Rb}$  atoms against gravity, and then is ramped to its maximum value  $b_z = 155$  G/cm, together with two off-resonant laser beams at a wavelength of 1064 nm (shown in red in Fig. 1). The dimple beam, directed along the  $\hat{y}$  axis, has a power of 2.8 W and waists  $w_x$  and  $w_z$  of 115 and  $75 \mu\text{m}$ , respectively. The weaker crossed beam, with

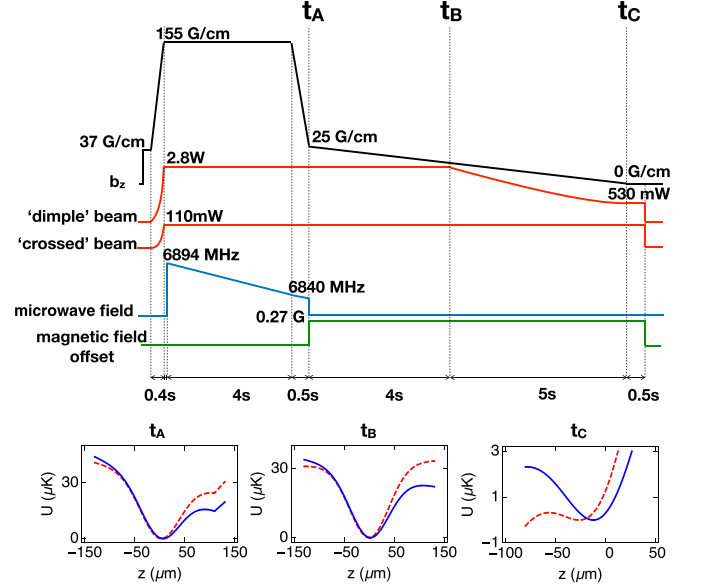


FIG. 2. Shown on top is the temporal sequence of the evaporative and sympathetic cooling leading to dual-species BEC. On the bottom is the hybrid trap potential, along the  $\hat{z}$  axis, for  $^{41}\text{K}$  (blue solid line) and  $^{87}\text{Rb}$  (red dashed line), corresponding to different times. The  $z = 0$  position corresponds to the initial quadrupole center, on which the dipole trap is aligned. At  $t_A$  the position of the zero magnetic field is vertically shifted to avoid Majorana spin flips, at  $t_B$  the optical evaporation starts, and at the end of the evaporation  $t_C$  only a weak optical trap remains, with a vertical gravitational sag of  $\sim 14 \mu\text{m}$  between the two species.

a waist of  $70 \mu\text{m}$ , has a power of 110 mW. The latter beam crosses the dimple beam at an angle of  $67.5^\circ$  in the horizontal  $xy$  plane and is inclined at an angle of  $16^\circ$  with respect to the same plane (see Fig. 1). These two red-detuned focused beams intersect at the center of the quadrupole magnetic field.

## III. EVAPORATIVE AND SYMPATHETIC COOLING

We load in the compressed quadrupole about  $3 \times 10^7$  atoms of  $^{41}\text{K}$  at 1 mK and  $4 \times 10^9$  atoms of  $^{87}\text{Rb}$  at  $300 \mu\text{K}$ . To further decrease the temperature,  $^{87}\text{Rb}$  is cooled first by magnetic and then by optical evaporation (see Fig. 2), while  $^{41}\text{K}$  is sympathetically cooled via elastic collisions with  $^{87}\text{Rb}$ . The magnetic evaporation is performed by means of a selective MW radiation around 6.8 GHz driving the  $^{87}\text{Rb}$  hyperfine transition  $|2, 2\rangle \rightarrow |1, 1\rangle$ ; in 4.5 s the energy cut is linearly ramped from 1.9 to 0.17 mK. At this point, the temperature is approximately  $30 \mu\text{K}$  and the Majorana losses become significant. Thus the MW radiation is switched off and the magnetic-field gradient is decompressed down to  $b_z = 25$  G/cm in 0.5 s, thereby adiabatically cooling the gas below  $10 \mu\text{K}$ . Then we add a magnetic bias field to vertically shift the zero of the quadrupole from the center of the dipole trap to  $\Delta z_Q = 0.1$  mm above it ( $t_A$  in Fig. 2). The evaporation is continued by lowering  $b_z$  to zero in 9 s, which loads the atoms into the purely optical trap and increases  $\Delta z_Q$  inversely proportional to  $b_z$ . Since the depth of our optical trap is only  $30 \mu\text{K}$ , extinguishing the magnetic confinement causes a drop of the

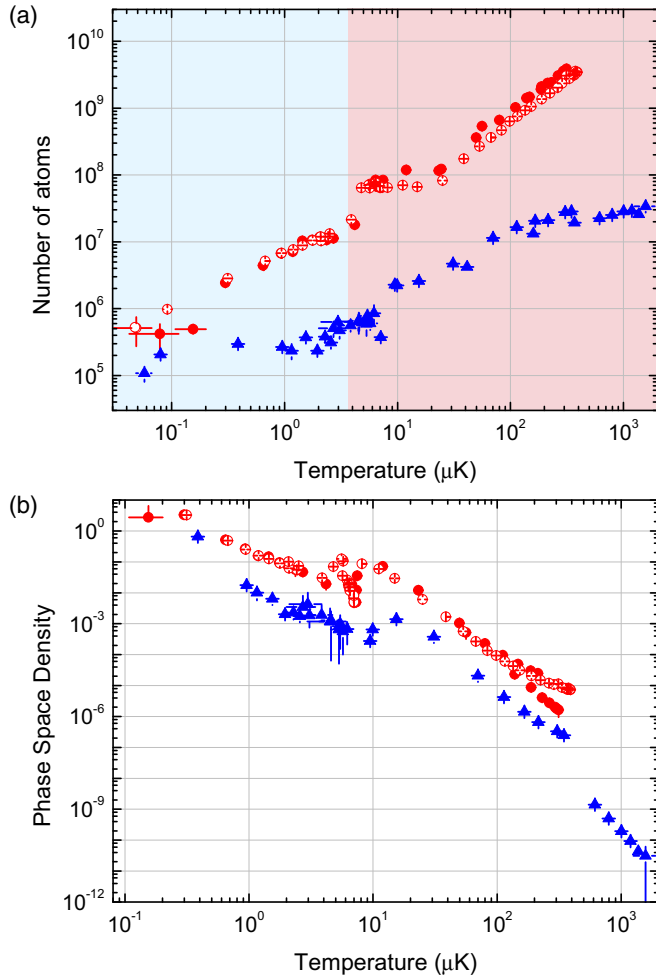


FIG. 3. Cooling trajectory: (a) number of atoms and (b) phase-space density of  $^{41}\text{K}$  (blue closed triangles) and  $^{87}\text{Rb}$  (red closed circles) versus the temperature  $T$ , during evaporation. For comparison we also report the data obtained for the evaporation of a  $^{87}\text{Rb}$  sample in the absence of  $^{41}\text{K}$  (red open circles). The light blue (red) area corresponds to the optical (magnetic) evaporation.

atom numbers and the temperature. Finally, we reduce the intensity of the dimple beam from 2.8 W to 0.53 W in 5 s, while the crossed beam remains at full power, as shown in Fig. 2.

In Fig. 3 we show the number of atoms [Fig. 3(a)] and the phase-space density [Fig. 3(b)] of both  $^{41}\text{K}$  (blue closed triangles) and  $^{87}\text{Rb}$  (red closed circles) as a function of the temperature  $T$ , measured during the cooling ramp. The red region corresponds to the magnetic evaporation (from the switching on of the MW power to  $t_B$  in Fig. 2), while the light blue region corresponds to the optical evaporation (from  $t_B$  to  $t_C$  in Fig. 2). In both regions, the  $^{87}\text{Rb}$  atom number is reduced by about two orders of magnitude. For comparison, we also report the atom number and the phase-space density measured by loading only  $^{87}\text{Rb}$  into the hybrid trap (red open circles). No appreciable differences are observed in the  $^{87}\text{Rb}$  evaporation trajectory, with or without  $^{41}\text{K}$ , at least above 300 nK, proving that the thermal load, due to  $^{41}\text{K}$ , is too small to affect the evaporation efficiency of  $^{87}\text{Rb}$ . The  $^{41}\text{K}$  atom number is in fact from one to two orders of magnitude lower

than  $^{87}\text{Rb}$ , except at the end of evaporation when they become comparable.

Even if the MW radiation selectively removes only  $^{87}\text{Rb}$  atoms, we observe significant losses of the  $^{41}\text{K}$  population, which decreases by more than one order of magnitude during the magnetic evaporation. In the next section we will focus on this specific issue, inferring that the  $^{41}\text{K}$  lifetime in the compressed quadrupole is limited by a residual fraction of  $^{87}\text{Rb}$  atoms in the  $|2, 1\rangle$  state, as already noted in Refs. [19,30,64]. Here we just point out that, in previous experiments, such losses were severe enough to prevent dual-species condensation unless the  $^{87}\text{Rb}$   $|2, 1\rangle$  atoms were continuously removed from the trap. However, standard cleaning strategies, based on the addition of a second MW radiation to eliminate the undesired  $^{87}\text{Rb}$  population [19,22,30,65,66], are not viable in our case, due to the zero minimum of the quadrupole field. Despite this drawback, we find that the efficiency of the hybrid trap still ensures the production of large dual-species condensates.

When the optical evaporation starts, we typically have  $5 \times 10^5$  atoms of  $^{41}\text{K}$  and  $2 \times 10^7$  atoms of  $^{87}\text{Rb}$  at a temperature of a few  $\mu\text{K}$ . Due to the larger mass, the trap is shallower for  $^{87}\text{Rb}$  than for  $^{41}\text{K}$ , thus the optical evaporation mainly removes  $^{87}\text{Rb}$  atoms and sympathetically cools  $^{41}\text{K}$ , as confirmed by the almost horizontal slope of the  $^{41}\text{K}$  cooling trajectory [see Fig. 3(a)]. At this stage of evaporation, the efficiency of sympathetic cooling is sustained by the large interspecies scattering length  $a_{12} = 163a_0$  [67]. At the end, when the temperature is below  $\sim 300$  nK, the trap becomes shallow enough to evaporate  $^{41}\text{K}$  too. We observe that, in order to produce almost pure dual-species condensates, the auxiliary crossed beam is necessary to maintain a sufficient spatial overlap between the two atomic clouds. Otherwise, the  $^{41}\text{K}$  sample is only partially condensed. Differently, in the absence of  $^{41}\text{K}$ , we can produce pure  $^{87}\text{Rb}$  condensates using only the dimple beam, with the confinement in the  $y$  direction provided by a nonzero quadrupole field of 9 G/cm. However, to simultaneously transfer both species from the quadrupole to the dipole trap, the above quadrupole field gradient is too large, since it generates a secondary potential minimum trapping K atoms around the zero of the magnetic field. The parameters of the dipole trap are not critical: The power of the crossed (dimple) can be varied from 50 to 200 mW (600 to 300 mW), thus providing average trap frequencies in the range 90–100 Hz (50–60 Hz) for  $^{41}\text{K}$  ( $^{87}\text{Rb}$ ). In particular, we need frequencies larger than about 40 (50) Hz in each direction for  $^{41}\text{K}$  ( $^{87}\text{Rb}$ ) to avoid the spatial separation of the two species.

#### IV. INELASTIC COLLISIONS IN THE MAGNETIC TRAP

In this section we investigate the causes underlying the  $^{41}\text{K}$  losses observed during the magnetic evaporation. To this end, we measure the lifetime of both atomic species in the compressed quadrupole. We halt the evaporation at intermediate times, by switching off the MW power, and hereafter we measure the number of atoms decaying in time. We fit all decays with simple exponential functions and we report in Fig. 4 the lifetimes  $\tau_K$  and  $\tau_{Rb}$  as a function of the temperature  $T$ , which decreases during the evaporation. First, we explore the possibility that the observed lifetimes are due

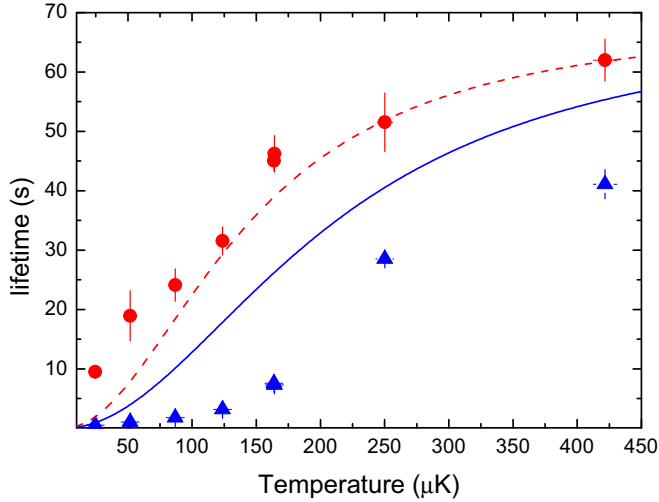


FIG. 4. Lifetimes of  $^{41}\text{K}$  (blue closed triangles) and of  $^{87}\text{Rb}$  (red closed circles) measured in the absence of MW radiation for different temperatures reached during the magnetic evaporation in the hybrid trap. Lines correspond to the function  $\tau_{\text{fit}}$ , reported in the text, for  $^{41}\text{K}$  (blue solid line) and  $^{87}\text{Rb}$  (red dashed line), with the fit parameters  $\Gamma_{\text{bg}} = 0.016(1) \text{ s}^{-1}$  and  $\chi = 0.21 \pm 0.05$  obtained from  $^{87}\text{Rb}$  data (uncertainties equal to  $1\sigma$ ). The deviation between the fit function and the  $^{41}\text{K}$  data suggests that background collisions and Majorana spin flips are not the only mechanisms responsible for the observed losses of  $^{41}\text{K}$  atoms (see the text).

to nonadiabatic transitions towards magnetically untrapped states, namely, Majorana spin flips. In a quadrupole trap, the Majorana loss rate is given by  $\Gamma_m = \chi (\hbar/M)(\mu b_z/k_B T)^2$ , with  $\hbar$  the reduced Planck constant,  $M$  the atomic mass,  $\mu$  the atomic magnetic moment, and  $k_B$  the Boltzmann constant [68]. The dimensionless factor  $\chi$  can be directly evaluated from the data and it has been found to be 0.16 for Rb [69] and 0.14 for Na [70]. Thus, we compare the measured lifetimes with the expected trend. We first fit  $\tau_{\text{Rb}}$  with the function  $\tau_{\text{fit}} = (\Gamma_{\text{bg}} + \Gamma_m)^{-1}$ , taking also into account the one-body loss rate  $\Gamma_{\text{bg}}$  due to collisions with the background gas. Here  $\Gamma_{\text{bg}}$  and  $\chi$  are fitting parameters. We find that the values of  $\tau_{\text{Rb}}$  are qualitatively reproduced by  $\tau_{\text{fit}}$ , with  $\chi = 0.21(5)$ , consistent with Ref. [69], and  $\Gamma_{\text{bg}} = 0.016(1) \text{ s}^{-1}$ . Now, assuming the same values extracted from the  $^{87}\text{Rb}$  data, the Majorana loss rate for  $^{41}\text{K}$  atoms should increase by a factor  $M_{\text{Rb}}/M_{\text{K}}$  for each value of  $T$ . Nevertheless, as shown in Fig. 4, this gives an overestimation of  $\tau_{\text{K}}$ . It follows that background collisions and Majorana spin flips are not the only mechanisms involved.

As already mentioned in the preceding section, an additional source of the observed  $^{41}\text{K}$  losses is the presence of a residual fraction of  $^{87}\text{Rb}$   $|2, 1\rangle$  atoms, which can drive, via fast spin-exchange collisions,  $^{41}\text{K}$   $|2, 2\rangle$  atoms into the magnetically untrapped  $|1, 1\rangle$  state. We calculate this inelastic collision rate, using the predictive model developed in Ref. [71]. In the range of temperatures explored here, we find that it varies from  $5 \times 10^{-11}$  to  $1.9 \times 10^{-10} \text{ cm}^3/\text{s}$ , as shown in Fig. 5. We confirm the presence of  $^{87}\text{Rb}$   $|2, 1\rangle$  atoms by measuring the  $^{87}\text{Rb}$  spin composition via Stern-Gerlach separation induced by a magnetic-field gradient, during time-of-flight (TOF) expansion. This is feasible only at temperatures below  $50 \mu\text{K}$ ,

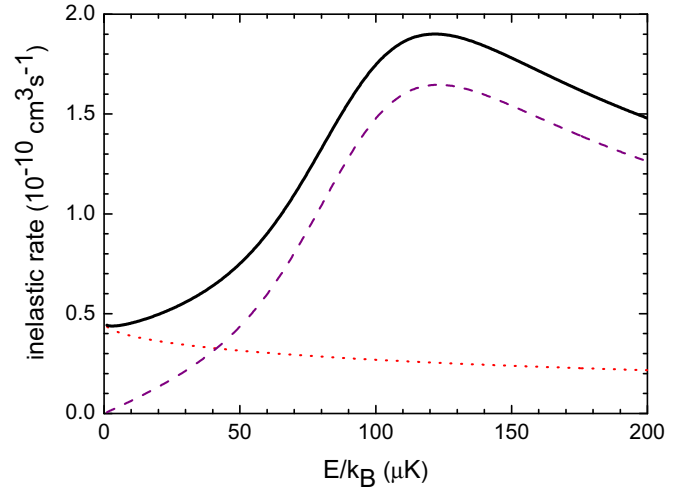


FIG. 5. Calculated inelastic collision rate between  $^{41}\text{K}$   $|2, 2\rangle$  and  $^{87}\text{Rb}$   $|2, 1\rangle$  atoms: red dotted line,  $s$ -wave contribution; purple dashed line,  $p$ -wave contribution, including a factor of 3 arising from the sum over orbital angular momentum projections; and black solid line, total. The calculation is performed at a magnetic field of 0.5 G (for magnetic fields in the range of a few gauss, no substantial changes are observed).

which are reached at the end of the MW evaporation. We find that approximately 10% of the  $^{87}\text{Rb}$  atoms are in the  $|2, 1\rangle$  state. At this cooling stage, using the calculated collision rate and the measured  $^{41}\text{K}$   $|2, 2\rangle$  and  $^{87}\text{Rb}$   $|2, 1\rangle$  atom numbers, we estimate the  $1/e$ -decay time of  $^{41}\text{K}$  atoms to be approximately half a second, in agreement with the experiment.

Although the initial magnetic-field gradient is unable to sustain  $^{87}\text{Rb}$  atoms in  $|2, 1\rangle$ , this state can be continuously populated, during the magnetic evaporation, by several mechanisms such as (i) Majorana spin flips  $|2, 2\rangle \rightarrow |2, 1\rangle$ , (ii) dipolar collisions  $|2, 2\rangle + |2, 2\rangle \rightarrow |2, 1\rangle + |2, 2\rangle$ ,<sup>1</sup> and (iii) MW photons, absorbed by the evaporated  $|1, 1\rangle$  atoms while leaving the trap and reaching regions of higher magnetic field [74]. Actually, we cannot single out one dominant effect as they appear to be of the same order of magnitude: Each of them can produce enough  $^{87}\text{Rb}$   $|2, 1\rangle$  atoms to cause severe losses in  $^{41}\text{K}$ . A deeper understanding of the processes causing the transfer of Rb atoms in the  $|2, 1\rangle$  state will deserve further investigation, which is beyond the scope of this work.

## V. DUAL-SPECIES BOSE-EINSTEIN CONDENSATE

Once that the atomic mixture has been transferred into the ODT, the degenerate regime is reached by lowering the trap depth. In Fig. 6 we show the density profiles of  $^{41}\text{K}$  and  $^{87}\text{Rb}$

<sup>1</sup>We develop a  $^{87}\text{Rb}$  collision model based on the accurate potential parameters determined in [72]. In addition to the well-known dipolar coupling, our model also includes the second-order spin-orbit interaction, first discussed in the context of ultracold gases in [73]. The atom-loss rate is found to be sensitive to the variation of collision energy and magnetic field, and in the range of our experimental parameters is predicted to vary between  $1 \times 10^{-15}$  and  $2 \times 10^{-14} \text{ cm}^3/\text{s}$ .



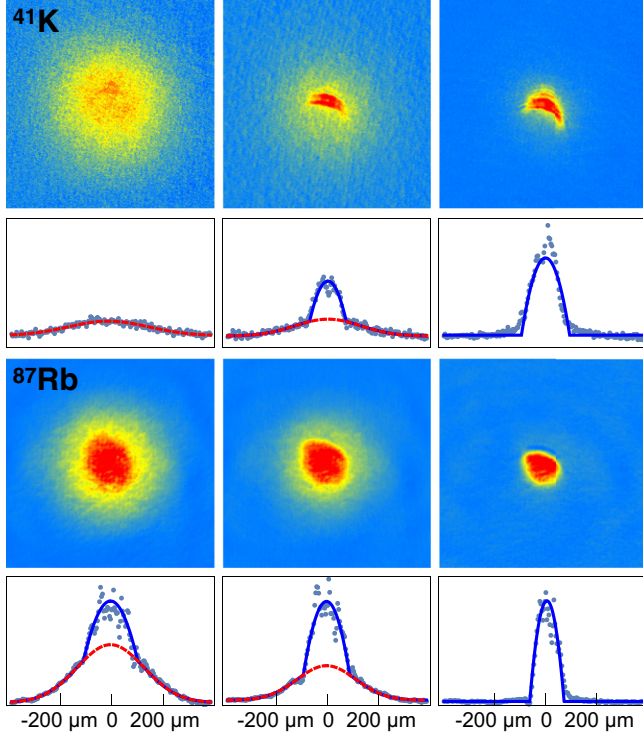


FIG. 6. Absorption images ( $776 \times 776 \mu\text{m}^2$ ) and line densities of the atomic clouds near the dual-species BEC phase transition. Images are taken after 18 ms of TOF for  $^{41}\text{K}$  (top) and 26 ms for  $^{87}\text{Rb}$  (bottom). Blue solid lines are fitting results with a two-component function: a Thomas-Fermi profile plus a Gaussian function. Thermal components (red dashed lines) and temperature decrease as the dimple beam power decreases (from left to right): 0.92 W ( $N_K^0/N_K \simeq 0$ ,  $N_{\text{Rb}}^0/N_{\text{Rb}} \simeq 0.1$ ,  $T \sim 300$  nK), 0.73 W ( $N_K^0/N_K \sim 0.09$ ,  $N_{\text{Rb}}^0/N_{\text{Rb}} \simeq 0.24$ ,  $T \sim 250$  nK), and 0.53 W ( $N_K^0 \simeq 6 \times 10^4$ ,  $N_{\text{Rb}}^0 \simeq 4 \times 10^5$ ).

at different stages of the optical evaporation across the BEC phase transition. The images of both atomic clouds are taken by absorption imaging in the  $xz$  plane, after switching off the two trapping beams. We observe that the condensation is reached first for  $^{87}\text{Rb}$  and then for  $^{41}\text{K}$ . In fact, even if the estimated  $^{41}\text{K}$  trap frequencies are about a factor 1.4 larger than the  $^{87}\text{Rb}$  ones, the  $^{87}\text{Rb}$  atom number exceeds  $^{41}\text{K}$  by more than one order of magnitude at the condensation threshold. At the end of evaporation, when no thermal component is discernible anymore, we have  $N_K^0 \simeq 6 \times 10^4$  and  $N_{\text{Rb}}^0 \simeq 4 \times 10^5$  atoms.<sup>2</sup>

As shown in Fig. 7, the population imbalance of the double-species BEC can be tuned, by changing the ratio of  $^{41}\text{K}$  and  $^{87}\text{Rb}$  atoms initially loaded in the magnetic quadrupole. As a natural consequence of sympathetic cooling, we observe that the number of condensed atoms  $N_K^0$  and  $N_{\text{Rb}}^0$  is anticorrelated. Once  $N_K$  increases, the larger thermal load causes larger evaporation losses on the coolant species, i.e.,  $N_{\text{Rb}}^0$  decreases. On the other hand, once  $N_{\text{Rb}}$  increases,

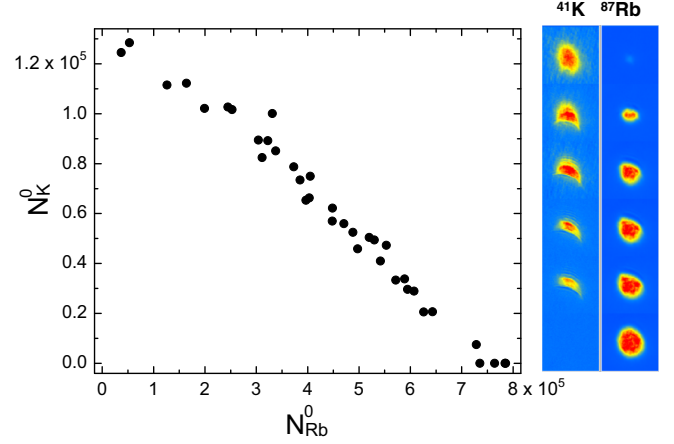


FIG. 7. Number of  $^{41}\text{K}$  condensed atoms  $N_K^0$  as a function of the number of  $^{87}\text{Rb}$  condensed atoms  $N_{\text{Rb}}^0$ . Their ratio is tuned by adjusting the number of  $^{41}\text{K}$  and  $^{87}\text{Rb}$  atoms initially loaded in the magnetic quadrupole. The inset shows the absorption images ( $310 \times 310 \mu\text{m}^2$ ) of  $^{41}\text{K}$  (left) and  $^{87}\text{Rb}$  (right) BECs for different values of the species population imbalance. Images are taken after 18 ms of TOF for  $^{41}\text{K}$  and 21 ms for  $^{87}\text{Rb}$ .

the  $^{41}\text{K}$  losses due to spin-exchange collisions with residual  $^{87}\text{Rb}$   $|2, 1\rangle$  atoms rise, i.e.,  $N_K^0$  decreases. Using the same cooling sequence, we also produce single-species  $^{87}\text{Rb}$  BECs with  $N_{\text{Rb}}^0 \simeq 8 \times 10^5$  atoms. In order to condense  $^{41}\text{K}$ , without any residual component of  $^{87}\text{Rb}$ , instead we further decrease

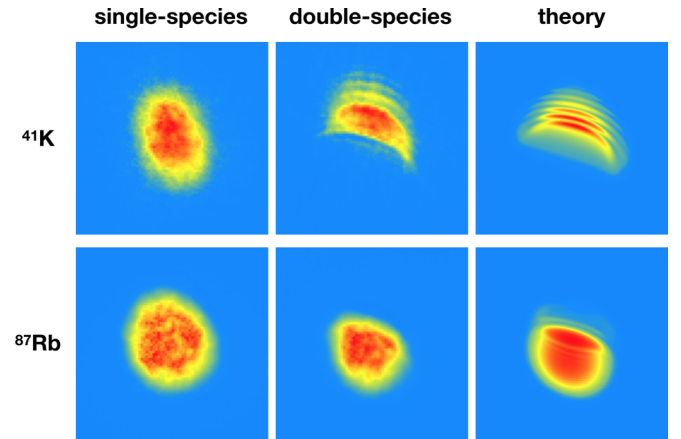


FIG. 8. Absorption images ( $310 \times 310 \mu\text{m}^2$ ) of single-species (left column) and dual-species condensates (middle column). Images are taken after 18 ms TOF for  $^{41}\text{K}$  (top) and 21 ms for  $^{87}\text{Rb}$  (bottom). Here  $N_K^0 \simeq 8 \times 10^4$  ( $\simeq 7 \times 10^4$ ) in the case of single-species (double-species) BEC and  $N_{\text{Rb}}^0 \simeq 9 \times 10^5$  ( $\simeq 5 \times 10^5$ ) in the case of single-species (double-species) BEC. The right column shows the simulated density profiles of the two-interacting BECs. The simulation (see the text) is performed using the same experimental parameters corresponding to the central image. The center of all images corresponds to the position of the expanding single-species BECs. The tilt between the two phase-separated condensates, observed both in the experiment and in the simulation, is due to a few-micron shift of their in-trap centers along the  $\hat{x}$  axis. Such an effect is caused by the oblique direction of the crossed beam.

<sup>2</sup>The atom numbers  $N$  of both  $^{41}\text{K}$  and  $^{87}\text{Rb}$  have been calibrated using the saturation absorption imaging technique, described in [75]. We estimate an uncertainty in  $N$  of 35% for both atomic species.

the trap depth, by reducing the power of both ODT beams. In this way, after evaporating all  $^{87}\text{Rb}$  atoms, direct optical evaporation of  $^{41}\text{K}$  proceeds, ending with the production of single-species  $^{41}\text{K}$  BECs with  $N_K^0 \simeq 1.5 \times 10^5$  atoms (not shown in Fig. 7).

In Fig. 8 we directly compare the TOF absorption images of single- and dual-species condensates. We find that, in the latter case, the density distribution of each species is affected by the presence of the other. In particular, the lower part of  $^{41}\text{K}$  and the upper part of  $^{87}\text{Rb}$  repel each other and their vertical separation increases by a few tens of microns with respect to the positions of the single-species BECs. This behavior indicates a strong repulsive interspecies interaction. Within the Thomas-Fermi approximation, the ground state of two interacting BECs can be described in terms of the coupling constants [76]  $g_{ij} = \frac{2\pi\hbar^2 a_{ij}}{M_{ij}}$ , with  $M_{ij} = \frac{M_i M_j}{(M_i + M_j)}$  ( $i, j = 1, 2$ ). Here  $a_{ii}$  and  $M_{ii}$  are the intraspecies scattering length and the atomic mass of the  $i$  species, while  $a_{ij}$  and  $M_{ij}$  are the interspecies scattering length and the reduced mass. For our quantum mixture, we have  $a_{11} = 65a_0$ ,  $a_{22} = 99a_0$ , and  $a_{12} = 163a_0$  [67], where  $a_0$  is the Bohr radius and  $^{41}\text{K}$  ( $^{87}\text{Rb}$ ) is labeled as species 1 (2). Thus, since the relation  $g_{12} > \sqrt{g_{11}g_{22}}$  is fulfilled, we expect that the two components are phase separated. However, due to the gravitational sag, the in-trap Thomas-Fermi density distributions hardly overlap. This suggests, as already observed in [30,38], that the repulsion effect arises during the TOF expansion, once the two clouds start to overlap. We verify this hypothesis by numerically solving a system of two coupled Gross-Pitaevskii equations, which describe the two-component BEC expanding from the trap.<sup>3</sup> We perform the simulation using the same experimental parameters corresponding to the dual-species BEC in Fig. 8. We find good agreement between experiment and theory: Not

only the density distribution of the two BECs, but also the shift of their centers of mass is well reproduced, confirming our expectation. Exploration of the miscible phase diagram in the lowest hyperfine states where convenient Feshbach resonances allow for fine-tuning of  $a_{12}$  deserves future investigation.

## VI. CONCLUSION

We have demonstrated fast and efficient production of  $^{41}\text{K}$ - $^{87}\text{Rb}$  dual-species condensates in a hybrid trap. The method is based on evaporative and sympathetic cooling in magnetic quadrupole and optical potentials. The magnetic quadrupole allows the loading of large atomic samples, while the optical trap provides fast evaporation and thermalization of the atomic mixture, approaching the degenerate regime. Even though we observe severe losses of  $^{41}\text{K}$  atoms from the magnetic quadrupole, due to inelastic collisions, we end with the production of large, deeply degenerate two-component condensates. This technique can be easily extended to other experiments with ultracold mixtures. We point out that our scheme also allows for significant optical access. This provides the possibility to further manipulate the atomic sample by means of engineered optical potentials for future studies on interacting multicomponent quantum fluids.

## ACKNOWLEDGMENTS

We gratefully thank Massimo Inguscio for suggestions and support, Marco Prevedelli and Giacomo Roati for useful discussions, and Saverio Bartalini and Julia Emily Bjørnstrøm for collaboration at the initial stage of this work. We also acknowledge the continuous help from the technical staff of LENS and the Physics and Astronomy Department of Florence. This work was supported by the European Commission through FP7 Cooperation STREP Project EQuaM (Grant No. 323714) and FET Flagship on Quantum Technologies, Qombs Project (Grant No. 820419). M.M. acknowledges support from the Spanish Ministry of Economy, Industry and Competitiveness and the European Regional Development Fund FEDER through Grant No. FIS2015-67161-P (MINECO/FEDER, UE) and from the Basque Government through Grant No. IT986-16.

<sup>3</sup>A set of two three-dimensional Gross-Pitaevskii (GP) equations is considered [77]. The ground state is found by using a standard imaginary-time evolution [78]. The time-dependent GP equations are solved by means of a split-step method that makes use of fast Fourier transforms [79]

- 
- [1] A. F. Andreev and E. Bashkin, *Sov. Phys.—JETP* **42**, 164 (1975).
  - [2] K. B. W. Buckley, M. A. Metlitski, and A. R. Zhitnitsky, *Phys. Rev. Lett.* **92**, 151102 (2004).
  - [3] E. Babaev and M. Speight, *Phys. Rev. B* **72**, 180502 (2005).
  - [4] M. H. Anderson, J. R. Ensher, M. R. Matthews, C. E. Wieman, and E. A. Cornell, *Science* **269**, 198 (1995).
  - [5] K. B. Davis, M. O. Mewes, M. R. Andrews, N. J. van Druten, D. S. Durfee, D. M. Kurn, and W. Ketterle, *Phys. Rev. Lett.* **75**, 3969 (1995).
  - [6] C. C. Bradley, C. A. Sackett, J. J. Tollett, and R. G. Hulet, *Phys. Rev. Lett.* **75**, 1687 (1995).
  - [7] C. J. Myatt, E. A. Burt, R. W. Ghrist, E. A. Cornell, and C. E. Wieman, *Phys. Rev. Lett.* **78**, 586 (1997).
  - [8] D. S. Hall, M. R. Matthews, C. E. Wieman, and E. A. Cornell, *Phys. Rev. Lett.* **81**, 1543 (1998).
  - [9] P. Maddaloni, M. Modugno, C. Fort, F. Minardi, and M. Inguscio, *Phys. Rev. Lett.* **85**, 2413 (2000).
  - [10] A. G. Truscott, K. E. Strecker, W. I. McAlexander, G. B. Partridge, and R. G. Hulet, *Science* **291**, 2570 (2001).
  - [11] F. Schreck, L. Khaykovich, K. L. Corwin, G. Ferrari, T. Bourdel, J. Cubizolles, and C. Salomon, *Phys. Rev. Lett.* **87**, 080403 (2001).
  - [12] J. M. McNamara, T. Jelte, A. S. Tychkov, W. Hogervorst, and W. Vassen, *Phys. Rev. Lett.* **97**, 080404 (2006).

- [13] S. B. Papp, J. M. Pino, and C. E. Wieman, *Phys. Rev. Lett.* **101**, 040402 (2008).
- [14] M. K. Tey, S. Stellmer, R. Grimm, and F. Schreck, *Phys. Rev. A* **82**, 011608 (2010).
- [15] M. Lu, N. Q. Burdick, S. H. Youn, and B. L. Lev, *Phys. Rev. Lett.* **107**, 190401 (2011).
- [16] S. Sugawa, R. Yamazaki, S. Taie, and Y. Takahashi, *Phys. Rev. A* **84**, 011610 (2011).
- [17] S. Stellmer, R. Grimm, and F. Schreck, *Phys. Rev. A* **87**, 013611 (2013).
- [18] I. Ferrier-Barbut, M. Delehaye, S. Laurent, A. T. Grier, M. Pierce, B. S. Rem, F. Chevy, and C. Salomon, *Science* **345**, 1035 (2014).
- [19] G. Modugno, M. Modugno, F. Riboli, G. Roati, and M. Inguscio, *Phys. Rev. Lett.* **89**, 190404 (2002).
- [20] Z. Hadzibabic, C. A. Stan, K. Dieckmann, S. Gupta, M. W. Zwierlein, A. Görlitz, and W. Ketterle, *Phys. Rev. Lett.* **88**, 160401 (2002).
- [21] G. Roati, F. Riboli, G. Modugno, and M. Inguscio, *Phys. Rev. Lett.* **89**, 150403 (2002).
- [22] C. Silber, S. Günther, C. Marzok, B. Deh, P. W. Courteille, and C. Zimmermann, *Phys. Rev. Lett.* **95**, 170408 (2005).
- [23] M. Taglieber, A.-C. Voigt, T. Aoki, T. W. Hänsch, and K. Dieckmann, *Phys. Rev. Lett.* **100**, 010401 (2008).
- [24] G. Thalhammer, G. Barontini, L. De Sarlo, J. Catani, F. Minardi, and M. Inguscio, *Phys. Rev. Lett.* **100**, 210402 (2008).
- [25] A. D. Lercher, T. Takekoshi, M. Debatin, B. Schuster, R. Rameshan, F. Ferlaino, R. Grimm, and H. C. Nägerl, *Eur. Phys. J. D* **65**, 3 (2011).
- [26] D. J. McCarron, H. W. Cho, D. L. Jenkin, M. P. Köppinger, and S. L. Cornish, *Phys. Rev. A* **84**, 011603 (2011).
- [27] J. W. Park, C.-H. Wu, I. Santiago, T. G. Tiecke, S. Will, P. Ahmadi, and M. W. Zwierlein, *Phys. Rev. A* **85**, 051602 (2012).
- [28] M. Repp, R. Pires, J. Ulanis, R. Heck, E. D. Kuhnle, M. Weidemüller, and E. Tiemann, *Phys. Rev. A* **87**, 010701 (2013).
- [29] B. Pasquiou, A. Bayerle, S. M. Tzanova, S. Stellmer, J. Szczepkowski, M. Parigger, R. Grimm, and F. Schreck, *Phys. Rev. A* **88**, 023601 (2013).
- [30] L. Wacker, N. B. Jørgensen, D. Birkmose, R. Horchani, W. Ertmer, C. Klempt, N. Winter, J. Sherson, and J. J. Arlt, *Phys. Rev. A* **92**, 053602 (2015).
- [31] F. Wang, X. Li, D. Xiong, and D. Wang, *J. Phys. B* **49**, 015302 (2016).
- [32] R. Roy, A. Green, R. Bowler, and S. Gupta, *Phys. Rev. Lett.* **118**, 055301 (2017).
- [33] T. A. Schulze, T. Hartmann, K. K. Voges, M. W. Gempel, E. Tiemann, A. Zenesini, and S. Ospelkaus, *Phys. Rev. A* **97**, 023623 (2018).
- [34] A. Trautmann, P. Ilzhöfer, G. Durastante, C. Politi, M. Sohmen, M. J. Mark, and F. Ferlaino, *Phys. Rev. Lett.* **121**, 213601 (2018).
- [35] V. Schweikhard, I. Coddington, P. Engels, S. Tung, and E. A. Cornell, *Phys. Rev. Lett.* **93**, 210403 (2004).
- [36] C. Hamner, J. J. Chang, P. Engels, and M. A. Hoefer, *Phys. Rev. Lett.* **106**, 065302 (2011).
- [37] X.-C. Yao, H.-Z. Chen, Y.-P. Wu, X.-P. Liu, X.-Q. Wang, X. Jiang, Y. Deng, Y.-A. Chen, and J.-W. Pan, *Phys. Rev. Lett.* **117**, 145301 (2016).
- [38] K. L. Lee, N. B. Jørgensen, L. J. Wacker, M. G. Skou, K. T. Skalmstang, J. J. Arlt, and N. P. Proukakis, *New J. Phys.* **20**, 053004 (2018).
- [39] A. B. Kuklov and B. V. Svistunov, *Phys. Rev. Lett.* **90**, 100401 (2003).
- [40] E. Altman, W. Hofstetter, E. Demler, and M. D. Lukin, *New J. Phys.* **5**, 113 (2003).
- [41] D. M. Stamper-Kurn and M. Ueda, *Rev. Mod. Phys.* **85**, 1191 (2013).
- [42] M.-G. Hu, M. J. Van de Graaff, D. Kedar, J. P. Corson, E. A. Cornell, and D. S. Jin, *Phys. Rev. Lett.* **117**, 055301 (2016).
- [43] N. B. Jørgensen, L. Wacker, K. T. Skalmstang, M. M. Parish, J. Levinsen, R. S. Christensen, G. M. Bruun, and J. J. Arlt, *Phys. Rev. Lett.* **117**, 055302 (2016).
- [44] C. R. Cabrera, L. Tanzi, J. Sanz, B. Naylor, P. Thomas, P. Cheiney, and L. Tarruell, *Science* **359**, 301 (2018).
- [45] G. Semeghini, G. Ferioli, L. Masi, C. Mazzinghi, L. Wolswijk, F. Minardi, M. Modugno, G. Modugno, M. Inguscio, and M. Fattori, *Phys. Rev. Lett.* **120**, 235301 (2018).
- [46] E. Fava, T. Bienaimé, C. Mordini, G. Colzi, C. Qu, S. Stringari, G. Lamporesi, and G. Ferrari, *Phys. Rev. Lett.* **120**, 170401 (2018).
- [47] S. Beattie, S. Moulder, R. J. Fletcher, and Z. Hadzibabic, *Phys. Rev. Lett.* **110**, 025301 (2013).
- [48] M. Abad, A. Sartori, S. Finazzi, and A. Recati, *Phys. Rev. A* **89**, 053602 (2014).
- [49] K.-K. Ni, S. Ospelkaus, M. H. G. de Miranda, A. Pe'er, B. Neyenhuis, J. J. Zirbel, S. Kotochigova, P. S. Julienne, D. S. Jin, and J. Ye, *Science* **322**, 231 (2008).
- [50] P. K. Molony, P. D. Gregory, Z. Ji, B. Lu, M. P. Köppinger, C. R. Le Sueur, C. L. Blackley, J. M. Hutson, and S. L. Cornish, *Phys. Rev. Lett.* **113**, 255301 (2014).
- [51] T. Takekoshi, L. Reichsöllner, A. Schindewolf, J. M. Hutson, C. R. Le Sueur, O. Dulieu, F. Ferlaino, R. Grimm, and H.-C. Nägerl, *Phys. Rev. Lett.* **113**, 205301 (2014).
- [52] M. Guo, B. Zhu, B. Lu, X. Ye, F. Wang, R. Vexiau, N. Bouloufa-Maafa, G. Quémener, O. Dulieu, and D. Wang, *Phys. Rev. Lett.* **116**, 205303 (2016).
- [53] L. De Marco, G. Valtolina, K. Matsuda, W. G. Tobias, J. P. Covey, and J. Ye, *arXiv:1808.00028*.
- [54] G. Modugno, G. Ferrari, G. Roati, R. J. Brecha, A. Simoni, and M. Inguscio, *Science* **294**, 1320 (2001).
- [55] Y.-J. Lin, A. R. Perry, R. L. Compton, I. B. Spielman, and J. V. Porto, *Phys. Rev. A* **79**, 063631 (2009).
- [56] R. Barnett, G. Refael, M. A. Porter, and H. P. Büchler, *New J. Phys.* **10**, 043030 (2008).
- [57] P. Kuopanportti, J. A. M. Huhtamäki, and M. Möttönen, *Phys. Rev. A* **85**, 043613 (2012).
- [58] P. Kuopanportti, N. V. Orlova, and M. V. Milošević, *Phys. Rev. A* **91**, 043605 (2015).
- [59] D. S. Petrov, *Phys. Rev. Lett.* **115**, 155302 (2015).
- [60] D. V. Fil and S. I. Shevchenko, *Phys. Rev. A* **72**, 013616 (2005).
- [61] J. Nespolo, G. E. Astrakharchik, and A. Recati, *New J. Phys.* **19**, 125005 (2017).
- [62] K. Sellin and E. Babaev, *Phys. Rev. B* **97**, 094517 (2018).
- [63] L. Parisi, G. E. Astrakharchik, and S. Giorgini, *Phys. Rev. Lett.* **121**, 025302 (2018).



- [64] G. Kleine Büning, J. Will, W. Ertmer, E. Rasel, J. Arlt, C. Klempt, F. Ramirez-Martinez, F. Piéchon, and P. Rosenbusch, *Phys. Rev. Lett.* **106**, 240801 (2011).
- [65] L. De Sarlo, P. Maioli, G. Barontini, J. Catani, F. Minardi, and M. Inguscio, *Phys. Rev. A* **75**, 022715 (2007).
- [66] R. L. D. Campbell, R. P. Smith, N. Tammuz, S. Beattie, S. Moulder, and Z. Hadzibabic, *Phys. Rev. A* **82**, 063611 (2010).
- [67] J. Catani, L. De Sarlo, G. Barontini, F. Minardi, and M. Inguscio, *Phys. Rev. A* **77**, 011603 (2008).
- [68] W. Petrich, M. H. Anderson, J. R. Ensher, and E. A. Cornell, *Phys. Rev. Lett.* **74**, 3352 (1995).
- [69] R. Dubessy, K. Merloti, L. Longchambon, P.-E. Pottie, T. Liennard, A. Perrin, V. Lorent, and H. Perrin, *Phys. Rev. A* **85**, 013643 (2012).
- [70] M. S. Heo, J. Y. Choi, and Y. I. Shin, *Phys. Rev. A* **83**, 013622 (2011).
- [71] A. Simoni, M. Zaccanti, C. D’Errico, M. Fattori, G. Roati, M. Inguscio, and G. Modugno, *Phys. Rev. A* **77**, 052705 (2008).
- [72] E. G. M. van Kempen, S. J. J. M. F. Kokkelmans, D. J. Heinzen, and B. J. Verhaar, *Phys. Rev. Lett.* **88**, 093201 (2002).
- [73] F. H. Mies, C. J. Williams, P. S. Julienne, and M. Krauss, *J. Res. Natl. Inst. Stand. Technol.* **101**, 521 (1996).
- [74] M. Haas, V. Leung, D. Frese, D. Haubrich, S. John, C. Weber, A. Rauschenbeutel, and D. Meschede, *New J. Phys.* **9**, 147 (2007).
- [75] G. Reinaudi, T. Lahaye, Z. Wang, and D. Guéry-Odelin, *Opt. Lett.* **32**, 3143 (2007).
- [76] F. Riboli and M. Modugno, *Phys. Rev. A* **65**, 063614 (2002).
- [77] C. J. Pethick and H. Smith, *Bose-Einstein Condensation in Dilute Gases*, 2nd ed. (Cambridge University Press, Cambridge, 2008), Chap. 12.
- [78] F. Dalfovo, S. Giorgini, L. P. Pitaevskii, and S. Stringari, *Rev. Mod. Phys.* **71**, 463 (1999).
- [79] B. Jackson, J. F. McCann, and C. S. Adams, *J. Phys. B* **31**, 4489 (1998).