



**HAL**  
open science

# Stereoretentive Olefin Metathesis Made Easy: In Situ Generation of Highly Selective Ruthenium Catalysts from Commercial Starting Materials

Daniel S Müller, Idriss Curbet, Yann Raoul, Jérôme Le Nôtre, Olivier Baslé,  
Marc Mauduit

► **To cite this version:**

Daniel S Müller, Idriss Curbet, Yann Raoul, Jérôme Le Nôtre, Olivier Baslé, et al.. Stereoretentive Olefin Metathesis Made Easy: In Situ Generation of Highly Selective Ruthenium Catalysts from Commercial Starting Materials. *Organic Letters*, 2018, 20 (21), pp.6822-6826. 10.1021/acs.orglett.8b02943 . hal-01903312

**HAL Id: hal-01903312**

**<https://univ-rennes.hal.science/hal-01903312>**

Submitted on 13 Nov 2018

**HAL** is a multi-disciplinary open access archive for the deposit and dissemination of scientific research documents, whether they are published or not. The documents may come from teaching and research institutions in France or abroad, or from public or private research centers.

L'archive ouverte pluridisciplinaire **HAL**, est destinée au dépôt et à la diffusion de documents scientifiques de niveau recherche, publiés ou non, émanant des établissements d'enseignement et de recherche français ou étrangers, des laboratoires publics ou privés.

# Stereoretentive Olefin Metathesis Made Easy: *In situ* Generation of Highly Selective Ruthenium Catalysts from Commercial Starting Materials

Daniel S. Müller,<sup>a</sup> Idriss Curbet,<sup>a</sup> Yann Raoul,<sup>b</sup> Jérôme Le Nôtre,<sup>c</sup> Olivier Baslé,<sup>a</sup> and Marc Mauduit<sup>a\*</sup>

<sup>a</sup> Univ Rennes, Ecole Nationale Supérieure de Chimie de Rennes, CNRS, ISCR UMR 6226, F-35000 Rennes, France

<sup>b</sup> OLEON SAS, Venette BP 20609, 60206 Compiègne Cedex, France

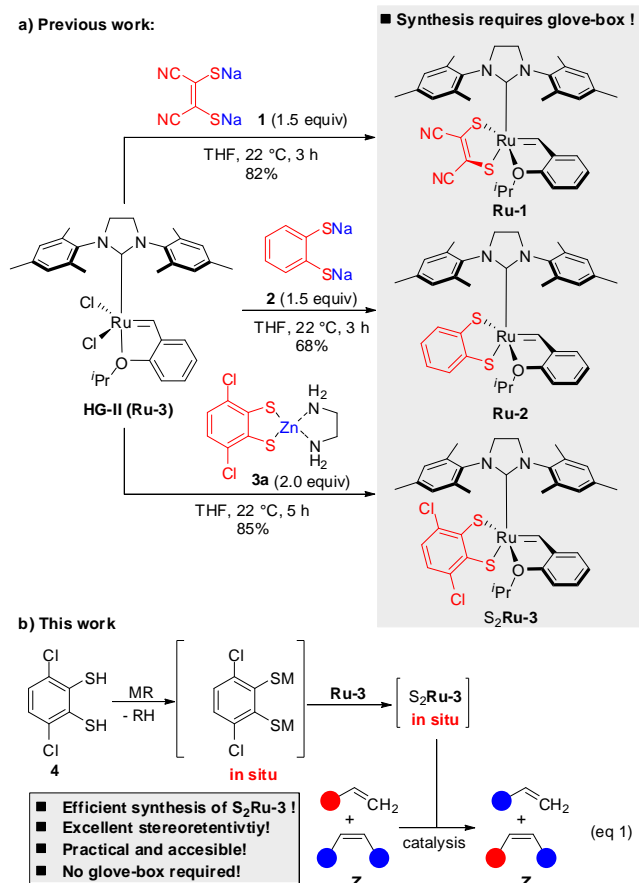
<sup>c</sup> PIVERT SAS, Rue les Rives de l'Oise CS50149, 60201 Compiègne Cedex, France

Supporting Information Placeholder

**ABSTRACT:** The *in situ* preparation of highly stereoretentive ruthenium-based metathesis catalysts is reported. This approach completely avoids the isolation of intermediates and air-sensitive catalysts, thus allowing for the rapid access and evaluation of numerous dithiolate Ru-catalysts. A procedure was established to perform cross-metathesis reactions without the use of a glove box, and on small scale even Schlenk techniques are not required. Consequently, the chemistry displayed in this report is available to every practicing organic chemist and presents a powerful approach for the identification of new stereoretentive catalysts.

Catalytic methods for the synthesis of olefins with high stereochemical purity are in high demand, particularly if these transformations produce less waste vis-à-vis established stoichiometric procedures.<sup>1,2</sup> Recently, a number of efficient Z-selective Ru-based metathesis catalysts have been reported by Grubbs and Jensen.<sup>3,4</sup> These catalysts transform terminal alkenes to Z-alkenes with high stereoselectivity. In 2013, Hoveyda et al. reported the first highly stereoretentive ruthenium dithiolate catalysts **Ru-1** and **Ru-2**.<sup>5</sup> Two years later, the more robust dichlorosubstituted catalyst **S<sub>2</sub>Ru-3** was identified by the same group.<sup>6</sup> These catalysts allow for the transformation of *E*- or *Z*-olefins with high retention of the original stereochemical information (Scheme 1b, eq 1).<sup>2d</sup> The great functional group tolerance of ruthenium dithiolate catalysts combined with the high stereochemical purities obtained for the products has given rise to a remarkable research activity in this area over the past five years.<sup>7</sup> Independent investigations by Hoveyda and Grubbs highlight the importance of electronic and steric properties of the NHC- and dithiolate ligand for the efficiency of ruthenium dithiolate catalysts.<sup>6,7e-f,8</sup> The origins of stereoretentive mechanism have been recently elucidated by computational studies by Liu and Houk.<sup>9</sup> Given the many advantageous of stereoretentive dithiolate ruthenium catalysts, important progress would be made if this class of catalyst could be made available to every organic chemist in any desired quantity.

**Scheme 1.** Previous work by Hoveyda et al. and this work



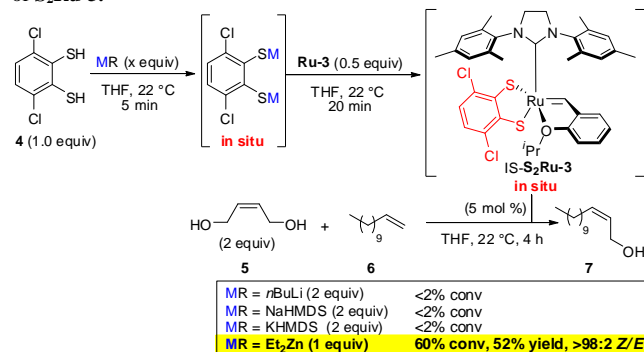
Currently **Ru-1**, **Ru-2** and **S<sub>2</sub>Ru-3** are synthesized via a two step procedure, requiring manipulation in the glove-box (Scheme 1a).<sup>5,6</sup> First, the corresponding disodium (**1** and **2**)<sup>5</sup> or zincdithiolate (**3**)<sup>6</sup> salt is prepared from the commercially available dithiols by deprotonation with either NaO*t*Bu or Zn(OAc)<sub>2</sub> in the presence of ethylenediamine. Second, commercially available Hoveyda-Grubbs catalyst **Ru-3** is reacted with **1**, **2** or **3a** to give, after filtration in a glove box, the corresponding air sensitive dithiolate catalysts.<sup>6,10</sup>

Stimulated by our recent involvement in the field of stereoselective and stereoretentive metathesis catalysts,<sup>7c,11</sup> we became

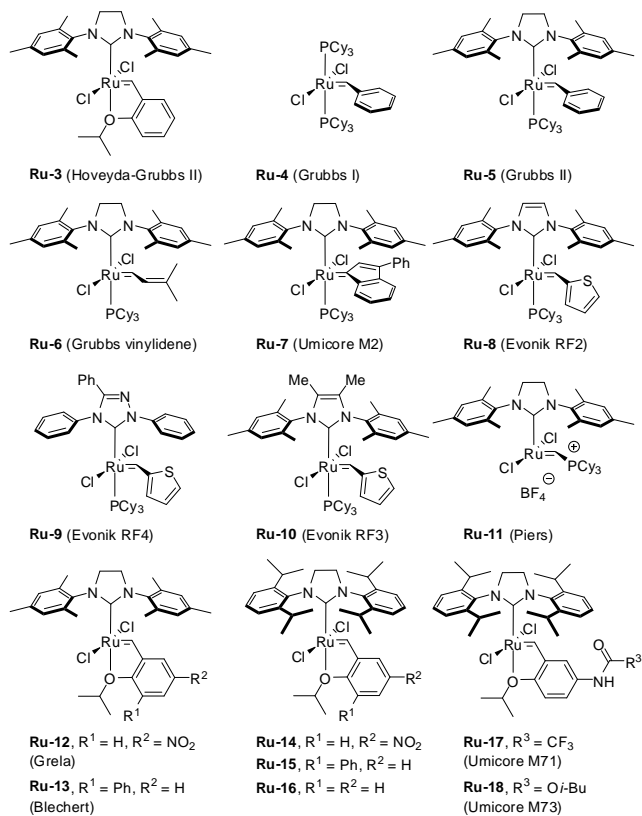
interested in the development of a highly practical and easily accessible stereoretentive metathesis catalyst. Due to our strong background in copper catalyzed reactions,<sup>12</sup> where the catalyst is often generated *in situ* by mixing the corresponding ligand and the Cu-salt, we wondered if a related process would be possible for the *in situ* generation of dithiolate catalysts (Scheme 1b). We surmised that the right choice of a base to deprotonate dithiol **4** might allow for the efficient *in situ* generation of catalyst **S<sub>2</sub>Ru-3** while generating only side products which do not perturb the catalytic activity of the metathesis catalyst. Furthermore, we speculated that solutions of the *in situ* generated catalyst might be stable enough to tolerate semi-inert conditions (argon-flushed vials), hence allowing for the reaction to be carried out outside of a glove-box without the use of Schlenk-equipment. If such a simple and practical procedure could be implemented, the benefits of ruthenium dithiolate catalysts would be available to the entire organic synthetic community.

With these goals in mind, we started out by evaluating several bases for the *in situ* generation of metal dithiolates (Scheme 2). Subsequently, we added **Ru-3** to the metal dithiolate solutions to generate *in situ* (*IS*) **S<sub>2</sub>Ru-3**. The catalyst solution was immediately subjected to the cross-metathesis (CM) of *cis*-butenediol **5** and 1-dodecene **6**.

**Scheme 2.** Scouting studies; identification of Et<sub>2</sub>Zn for efficient synthesis of **S<sub>2</sub>Ru-3**.



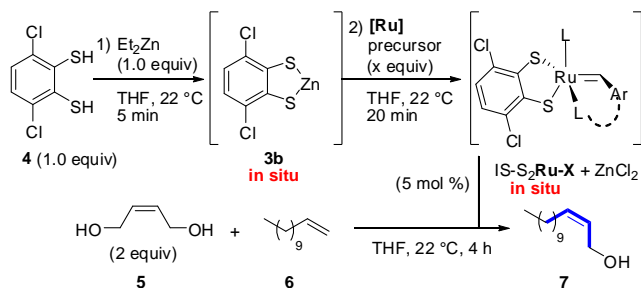
The outcome of our scouting studies clearly showed the challenge of our *in situ* approach. *n*-BuLi, NaHMDS and KHMDS gave completely inefficient CM, probably due to incomplete formation of *IS*-**S<sub>2</sub>Ru-3** or generation of deleterious by-products.<sup>13</sup> In stark contrast, Et<sub>2</sub>Zn allowed for synthesis of allylic alcohol **7** with excellent stereoretention (>98:2 Z-selectivity).<sup>14</sup> Importantly, excess of zinc-dithiolate **8** and generated ZnCl<sub>2</sub> had only a modest affect on the reaction outcome compared to the isolated catalyst (Table 1, entries 1-2). Carrying out the same reaction in the glove box gave slightly increased yields with identical stereochemical purity (entry 3). We took advantage of the simple *in situ* synthesis of ruthenium dithiolate catalysts to survey the efficiency of numerous, mostly commercially available catalysts for the CM of **5** and **6** (Fig. 1 and Table 1).



**Figure 1.** Ru-based metathesis catalysts used in this study.

Phosphine based catalysts afforded **7** either in poor yield or with poor stereochemical purity (Table 1, entries 4-10). Exposing 14-electron Piers complex (**Ru-11**) to our *in situ* procedure, and cross-metathesis reaction furnished **7** with excellent stereoselectivity (Table 1, entry 11). Importantly, no study concerning 14-electron ruthenium dithiolate catalysts was reported in the literature.<sup>8a</sup> Attempts to isolate the corresponding dithiolate catalyst however failed, very likely due to the lack of stability of the corresponding complex. Nevertheless, we were encouraged by this result, as the *in situ* strategy allowed for the identification of a previously unknown catalyst. Precursors of the Hoveyda-type catalysts (**Ru-16**), including the well known Grela (**Ru-12** and **Ru-14**) and Blechert (**Ru-13** and **Ru-15**) derivatives as well as our in house developed catalysts (**Ru-17** and **Ru-18**)<sup>15</sup> afford the CM-product **7** in modest to good yields with constantly high stereochemical purity (Table 1, entries 8-15). Further optimization showed that a minimum of 1.5 equivalents of dithiolate zinc reagent **2** has to be added to the catalyst precursor in order to afford high levels of stereoselectivity (Table 1, entries 19-21). We were aware of the fact that terminal alkenes such as alkene **6** resulted in catalyst decomposition.<sup>6</sup> Indeed, portion wise addition of catalyst *IS*-**S<sub>2</sub>Ru-3** resulted in an approximate 10% increase in product yield (Table 1, entries 22-23). With the optimized conditions (Table 1, entry 23) in hand we started exploring the scope of the reaction (Scheme 3).

**Table 1: Screening of ruthenium dichloride precursors for the *in situ* generation of Ru-dithiolate catalysts<sup>a</sup>**



entry	[Ru] precursor (x equiv.)	catalyst (5 mol %)	conv. [%] <sup>b</sup>	yield [%] <sup>f</sup>	Z/E <sup>d</sup>
1 <sup>e</sup>	--	S <sub>2</sub> Ru-3	81	72	96:4
2	Ru-3 (0.5)	IS-S <sub>2</sub> Ru-3	60	52	>98:2
3 <sup>f</sup>	Ru-3 (0.5)	IS-S <sub>2</sub> Ru-3	70	61	>98:2
4	Ru-4 (0.5)	IS-S <sub>2</sub> Ru-4	13	n.d.	n.d.
5	Ru-5 (0.5)	IS-S <sub>2</sub> Ru-5	55	48	56:44
6	Ru-6 (0.5)	IS-S <sub>2</sub> Ru-6	15	n.d.	n.d.
7	Ru-7 (0.5)	IS-S <sub>2</sub> Ru-7	57	51	20:80
8	Ru-8 (0.5)	IS-S <sub>2</sub> Ru-8	35	25	26:74
9	Ru-9 (0.5)	IS-S <sub>2</sub> Ru-9	45	35	17:83
10	Ru-10 (0.5)	IS-S <sub>2</sub> Ru-10	16	n.d.	n.d.
11	Ru-11 (0.5)	IS-S <sub>2</sub> Ru-11	37	35	>98:2
12	Ru-12 (0.5)	IS-S <sub>2</sub> Ru-12	52	37	>98:2
13	Ru-13 (0.5)	IS-S <sub>2</sub> Ru-13	38	26	>98:2
14	Ru-14 (0.5)	IS-S <sub>2</sub> Ru-14	59	41	>98:2
15	Ru-15 (0.5)	IS-S <sub>2</sub> Ru-15	48	34	94:6
16	Ru-16 (0.5)	IS-S <sub>2</sub> Ru-16	63	49	96:4
17	Ru-17 (0.5)	IS-S <sub>2</sub> Ru-17	55	48	98:2
18	Ru-18 (0.5)	IS-S <sub>2</sub> Ru-18	73	61	95:5
19	Ru-3 (0.66)	IS-S <sub>2</sub> Ru-3	62	53	98:2
20	Ru-3 (0.85)	IS-S <sub>2</sub> Ru-3	66	55	86:14
21	Ru-3 (1)	IS-S <sub>2</sub> Ru-3	58	45	62:38
22 <sup>g</sup>	Ru-3 (0.66)	IS-S <sub>2</sub> Ru-3	62	55	>98:2
23 <sup>g,h</sup>	Ru-3 (0.66)	IS-S <sub>2</sub> Ru-3	74	64	>98:2

<sup>a</sup>Reactions performed in argon flushed vials on a 0.4 mmol scale.

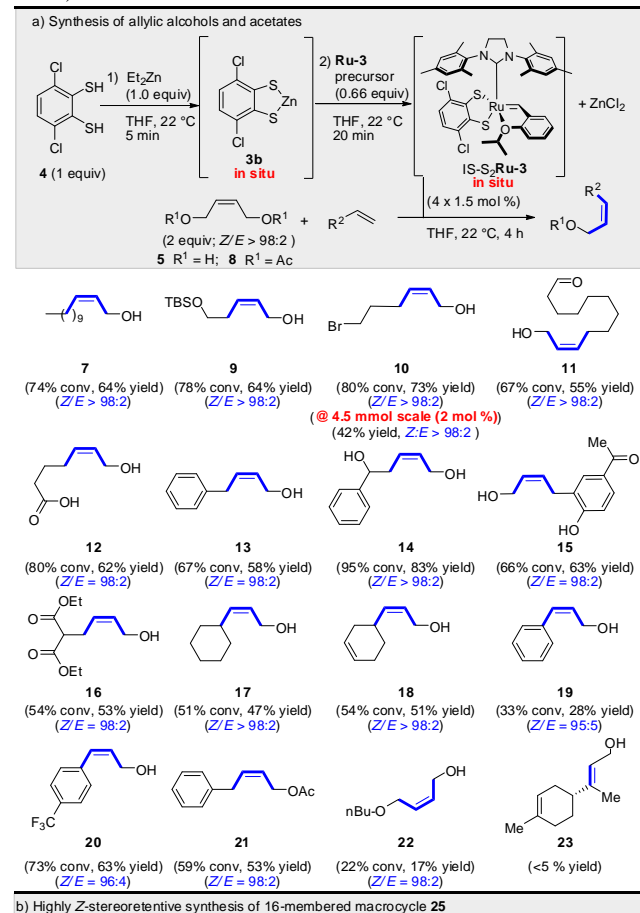
<sup>b</sup>Determined by GC. <sup>c</sup>Isolated yield. <sup>d</sup>Determined by <sup>1</sup>H-NMR.

<sup>e</sup>Result obtained by Hoveyda and co-workers (see ref 6). <sup>f</sup>Reaction carried out in a glove-box with degassed solvents. n.d. = not determined. <sup>g</sup>With 6 mol % of IS-S<sub>2</sub>Ru-3. <sup>h</sup>Addition of catalyst in four equal portions (1.5 mol % after each hour).

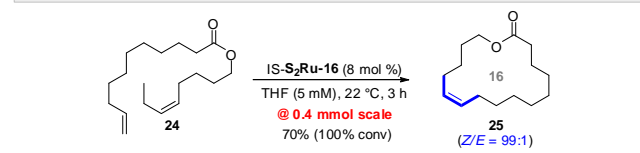
The great variety of products which were obtained attests to the robustness of the *in situ* generated catalyst IS-S<sub>2</sub>Ru-3. Even in the presence of 3% of Zn-dithiolate and 6% of ZnCl<sub>2</sub> which are likely to react with some of the functional groups, the *in situ* generated catalyst still afforded useful synthetic yields which are in most instances similar to the ones obtained with the isolated catalyst S<sub>2</sub>Ru-3 and in some cases even higher (e.g. **14** and **20**).<sup>6</sup> Noteworthy is the tolerance toward sensitive functional groups such as bromides **10** and aldehydes **11**. Bromide **10** was also prepared on larger scale (4.5 mmol) with continuous addition of only two mole percent of catalyst over two hours with a syringe-pump. We were pleased to observe a significantly higher turn over number of **21** compared to the portion wise addition (TON of 12). Acidic functional groups such as carboxylic acid **12** or phenol **15** perform particularly well. Diester **16** was synthesized in 53% yield, comparing favorably to a recent four-step synthesis thereof (23% overall yield).<sup>16</sup> Sterically hindered alkenes (leading to products **17** and **18**) reacted with excellent levels of selectivity, albeit in slightly lower yields. The cross-metathesis of styrenes was strongly dependent on its electronic properties. While the reaction with styrene was poor yielding (**19**), electron poor 4-(trifluoromethyl)styrene afforded **20** in good yield and high levels of *Z*-selectivity. The cross-metathesis with *cis*-diacetoxy-2-butene yielded **21** in good yields and high

selectivity.<sup>7h, 17</sup> In terms of limitations we noticed a significant drop in yield for allyl ether **22** and disubstituted alkenes such as (*R*) limonene **23**.

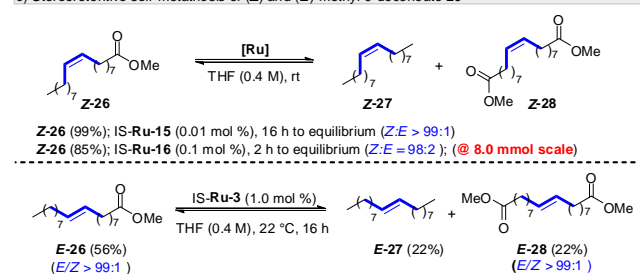
**Scheme 3.** Scope of the stereoretentive metathesis reaction. (See SI for details).



**b) Highly Z-stereoretentive synthesis of 16-membered macrocycle 25**



**c) Stereoretentive self-metathesis of (*Z*) and (*E*)-methyl-9-decenoate 26**



Next, we tested *in situ* generated catalysts for stereoretentive ring-closing metathesis (Scheme 3b). After a preliminary screening of catalysts (See Supporting Information (SI)) we found *in situ* generated IS-S<sub>2</sub>Ru-16 to give macrocycle **25** with excellent selectivity and 70% yield. We also tested a selection of *in situ* generated Ru-dithiolate catalysts for the self-metathesis of *Z*- and *E*-methyl 9-octadecenoate (**26**) to produce 9-octadecene (**27**) and dimethyl 9-octadecenedioate (**28**) (Scheme 3c and SI). For the reaction with *Z*-**26** (99% purity) the equilibrium (**26**:**27**:**28** = 50:25:25) was achieved with only

100 ppm of *IS-S<sub>2</sub>Ru-15* with excellent stereochemical purity (*Z:E* > 99:1). Carrying out the self-metathesis reaction with technical grade methyl oleate 85% purity (Radia 7072<sup>®</sup>) demonstrated the robustness of the *in situ* protocol described herein.<sup>18</sup> Within only two hours the equilibrium was achieved with high stereochemical purity of the components (*Z/E* = 98:2). The self-metathesis of *E*-methyl 9-octadecenoate (*E-26*) proceeded smoothly with excellent stereoretention in the presence of catalyst *IS-S<sub>2</sub>Ru-3* (Scheme 3c).

In conclusion, we have developed a highly practical *in situ* protocol for the generation of stereoretentive Ru-based metathesis catalysts. These catalysts perform very well, often delivering the products in similar yields and selectivity compared to the isolated catalysts. Furthermore, the *in situ* protocol allowed for the rapid evaluation of a great number of dichloro-ruthenium precursors. This enabled the identification of a previously unknown dithiolate-ruthenium catalyst derived from the Piers-catalyst **Ru-11**. Our findings concerning the evaluation of new ligands leading to stereoretentive Ru-catalysts using the *in situ* method described herein will be reported in due course.

## ASSOCIATED CONTENT

### Supporting Information

Optimization reactions, experimental procedures and characterization data (<sup>1</sup>H NMR, <sup>13</sup>C NMR, GC-traces). This material is available free of charge via the Internet at <http://pubs.acs.org>.

## AUTHOR INFORMATION

Corresponding Author

[marc.mauduit@ensc-rennes.fr](mailto:marc.mauduit@ensc-rennes.fr)

The authors declare no competing financial interest.

## ACKNOWLEDGMENTS

This work was supported by the FASO (grant to DSM and IC; Z-SELECT) and the Région Bretagne (SAD 2016 N° 9639 – RZSELECT; grant to OB and DSM). OB and MM acknowledge the Ecole Nationale Supérieure de Chimie de Rennes (ENSCR) and the Centre National de la Recherche Scientifique (CNRS) for financial support.

## REFERENCES

- (1) For a recent review concerning the stereoselective synthesis of Z-alkenes via traditional methods, see: W. Siau, Y. Zhang, Y. Zhao, *Top. Curr. Chem.* **2012**, *327*, 33–58.
- (2) For excellent reviews on stereoselective and stereoretentive metathesis, see: a) A. H. Hoveyda, *J. Org. Chem.* **2014**, *79*, 4763–4792; b) S. Werrel, J. C. L. Walker, T. J. Donohoe, *Tet. Lett.* **2015**, *56*, 5261–5268; c) M. H. Herbert, R. H. Grubbs, *Angew. Chem. Int. Ed.* **2015**, *54*, 5018–5024; d) T. P. Montgomery, T. S. Ahmed, R. H. Grubbs, *Angew. Chem. Int. Ed.* **2017**, *56*, 11024 – 11036; e) T. P. Montgomery, A. M. Johns, R. H. Grubbs, *Catalysts* **2017**, *7*, 87–124.
- (3) L. E. Rosenbrugh, M. B. Herbert, V. M. Marx, B. K. Keitz, R. H. Grubbs, *J. Am. Chem. Soc.* **2013**, *135*, 1276–1279.
- (4) G. Occhipinti, F. R. Hansen, K. W. Törnroos, V. R. Jensen, *J. Am. Chem. Soc.* **2013**, *135*, 3331–3334.
- (5) R. K. M. Khan, S. Torke, A. H. Hoveyda, *J. Am. Chem. Soc.* **2013**, *135*, 10258–10261. Sodium maleonitriledithiolate for the synthesis of **Ru-1** is commercially available (CAS: 5466-54-6).
- (6) M. J. Koh, R. K. M. Khan, S. Torke, M. Yu, M. S. Mikus, A. H. Hoveyda, *Nature* **2015**, *517*, 181–186.
- (7) For applications in ROMP, see ref. 5 and a) M. S. Mikus, S. Torke, A. H. Hoveyda, *Angew. Chem. Int. Ed.* **2016**, *55*, 4997–5002.

For applications in ring-opening/cross-metathesis (ROCM), see ref. 5, b) M. J. Koh, R. K. M. Khan, S. Torke, A. H. Hoveyda, *Angew. Chem. Int. Ed.* **2014**, *53*, 1968–1972 and c) A. Dumas, D. S. Müller, I. Curbet, L. Toupet, M. Rouen, O. Baslé, M. Mauduit, *Organometallics* **2018**, *37*, 829–834. For applications in cross and self-metathesis, see: ref. 6, 7c, d) M. Yu, R. R. Schrock, A. H. Hoveyda, *Angew. Chem. Int. Ed.* **2015**, *54*, 215–220, e) A. M. Johns, T. S. Ahmed, B. W. Jackson, R. H. Grubbs, R. L. Pederson, *Org. Lett.* **2016**, *18*, 772–775, f) T. S. Ahmed, R. H. Grubbs, *J. Am. Chem. Soc.* **2017**, *139*, 1532–1537, g) Xu, S. Shen, A. H. Hoveyda, *J. Am. Chem. Soc.* **2017**, *139*, 10919–10928 and h) C. Xu, Z. Liu, S. Torke, X. Shen, D. Xu, A. H. Hoveyda, *J. Am. Chem. Soc.* **2017**, *139*, 15640–15643. For applications in ring-closing metathesis (RCM), see: 7c, 7g, i) T. S. Ahmed, R. H. Grubbs, *Angew. Chem. Int. Ed.* **2017**, *56*, 11213 – 11216 and j) T. S. Ahmed, T. P. Montgomery, R. H. Grubbs, *Chem. Sci.* **2018**, 3580–3583.

(8) a) M. S. Mikus, S. Torke, C. Xu, B. Li, A. H. Hoveyda, *Organometallics* **2016**, *35*, 3878–3892. b) T. P. Montgomery, J. M. Grandner, K. N. Houk, R. H. Grubbs, *Organometallics* **2017**, *36*, 3940–3953.

(9) J. M. Grandner, H. Shao, R. H. Grubbs, P. Liu, K. N. Houk, *J. Org. Chem.* **2017**, *82*, 10595–10600.

(10) Hoveyda reported that reactions with **S<sub>2</sub>Ru-3** can be stopped by addition of technical grade ether (wet ether), see ref. 6. Our results concerning the RCM of **24** showed that the catalyst degrades in the presence of air. Reactions carried out with non-degassed THF gave in the presence of 10 mol % of catalyst conversions < 2%.

(11) A. Dumas, R. Tarrieu, T. Vives, T. Roisnel, V. Dorcet, O. Baslé, M. Mauduit, *ACS Catal.* **2018**, *8*, 3257–3262.

(12) For recent contributions of our group in the field of Cu-catalyzed reactions, see: a) R. Tarrieu, A. Dumas, J. Thongpaen, T. Vives, T. Roisnel, V. Dorcet, C. Crévisy, O. Baslé, M. Mauduit, *J. Org. Chem.* **2017**, *82*, 1880–1887; b) S. Drissi-Amraoui, T. E. Schmid, J. Lauberteaux, C. Crévisy, O. Baslé, R. Marcia de Figueiredo, S. Halbert, H. Gérard, M. Mauduit, J.-M. Campagne, *Adv. Synth. Catal.* **2016**, *358*, 2519–2540; c) S. Drissi-Amraoui, M. S. T. Morin, C. Crévisy, O. Baslé, R. Marcia de Figueiredo, M. Mauduit, J.-M. Campagne, *Angew. Chem. Int. Ed.* **2015**, *54*, 11830–11834.

(13) Hoveyda reported poor yields of **S<sub>2</sub>Ru-3** when the disodium dithiolate salt was used for its synthesis (ref. 6).

(14) The complete deprotonation of dithiol **4** by Et<sub>2</sub>Zn was confirmed by <sup>1</sup>H-NMR analysis (See SI).

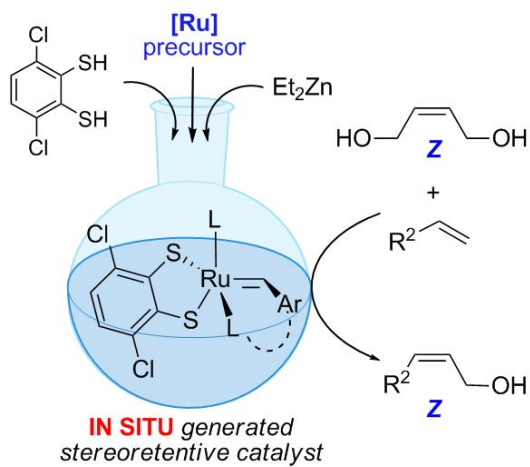
(15) For a recent account covering the contributions of this group in the field of Ru-catalyzed metathesis reactions: T. E. Schmid, A. Dumas, S. Colombel-Rouen, C. Crévisy, O. Baslé, M. Mauduit, *Synlett* **2017**, *28*, 773–798.

(16) M. Chiarucci, M. Locritani, G. Cera, M. Bandini, *Beilstein J. Org. Chem.* **2011**, *7*, 1198–1204

(17) Hence a hydrogen-bond is not required as recently discussed by Hoveyda (ref. 7h). For an excellent review concerning the allylic chalcogen effect in metathesis, see: M. Chiarucci, M. Locritani, G. Cera, M. Bandini, *Beilstein J. Org. Chem.* **2011**, *7*, 1198–1204.

(18) We recently reported on the self-metathesis of Radia<sup>®</sup> on large scale: J. Allard, I. Curbet, G. Chollet, F. Tripoteau, S. Sambou, F. Caijo, Y. Raoul, C. Crévisy, O. Baslé, M. Mauduit, *Chem. Eur. J.* **2017**, *23*, 12729 – 12734.

Insert Table of Contents artwork here



- Commercially available starting materials
- Bench procedure (without glove-box)
- 16 precatalyst screened
- Highly **Z- or E-** stereoretentive (up to >98:2)
- 19 examples
- Catalyst loading as low as 100 ppm