



Prevalence and nature of statin drug-drug interactions in a university hospital by electronic health record mining

Camille Morival, Richard Westerlynck, Guillaume Bouzillé, Marc Cuggia, Pascal Le Corre

► To cite this version:

Camille Morival, Richard Westerlynck, Guillaume Bouzillé, Marc Cuggia, Pascal Le Corre. Prevalence and nature of statin drug-drug interactions in a university hospital by electronic health record mining. European Journal of Clinical Pharmacology, 2018, 74 (4), pp.525-534. 10.1007/s00228-017-2400-6 . hal-01743767

HAL Id: hal-01743767

<https://univ-rennes.hal.science/hal-01743767>

Submitted on 12 Apr 2018

HAL is a multi-disciplinary open access archive for the deposit and dissemination of scientific research documents, whether they are published or not. The documents may come from teaching and research institutions in France or abroad, or from public or private research centers.

L'archive ouverte pluridisciplinaire **HAL**, est destinée au dépôt et à la diffusion de documents scientifiques de niveau recherche, publiés ou non, émanant des établissements d'enseignement et de recherche français ou étrangers, des laboratoires publics ou privés.

Title Page

Title : Prevalence and nature of statins drug-drug interactions in a university hospital by electronic health records mining using five drug databases

Short title: Prevalence of drug-drug interactions of statins

First author's surname : Morival

Authors' names, academic degree, and affiliations:

Camille Morival^{a-b-d-f} PharmD, Richard Westerlynck^{b-c-d-e} MSc, Guillaume Bouzillé^{b-c-d} MD, Marc Cuggia^{b-c-d} MD, PhD and Pascal Le Corre^{a-f} PharmD, PhD

a) CHU Rennes, Pôle Pharmacie, Service Hospitalo-Universitaire de Pharmacie, F-35033 Rennes Cedex, France.

b) CHU Rennes, CIC Inserm 1414, Rennes, F-35000, France

c) CHU Rennes, Centre de Données Cliniques, Rennes, F-35000, France

d) Université de Rennes 1, LTSI, Inserm U1099 Rennes, F-35000, France

e) Ecole nationale de la statistique et de l'analyse de l'information, F-35000, Rennes

f) Laboratoire de Pharmacie Galénique, Biopharmacie et Pharmacie Clinique, IRSET U1085, Faculté de Pharmacie, Université de Rennes 1, F-35043, Rennes Cedex, France.

Corresponding author :

Pr. Pascal Le Corre,

Laboratoire de Pharmacie Galénique, Biopharmacie et Pharmacie Clinique,

Faculté de Pharmacie

Université de Rennes 1,

35043 Rennes Cedex, France.

Corresponding author :

Phone +33 2 23 23 48 72

Fax +33 2 23 23 48 46

Email: pascal.le-corre@univ-rennes1.fr

Word count: 4389

Key words: statins, pharmacokinetics, drug-drug interactions, metabolic enzymes, drug transporters, drug databases, data mining, clinical data warehouse

Abstract

Aim :

Our aim was to describe prevalence, nature and level of severity of potential statins drug-drug interactions in a university hospital, and the agreement between five drug databases.

Methods :

In a cross sectional study, statins drug-drug interactions were screened from medical record of 10,506 inpatients treated stored in the clinical data warehouse “eHOP”. We screened the drug-drug interactions using Micromedex, Drugs.com, Vidal, Theriaque and Thesaurus. Prevalence of drug-drug interactions was analyzed for each statins and by level of severity.

Results :

Between 22.5% and 52.2% of patients were exposed to at least one statin drug-drug interaction depending on the drug database. Given their lipophilicity and CYP3A4 metabolic pathway, atorvastatin and simvastatin presented a higher prevalence of drug-drug interactions while fluvastatin presented the lowest prevalence. Up to 1 % of the patients was exposed to a

1 contraindicated drug-drug interaction, the most frequent drug-drug interaction involving
2 influx-transporter interactions between simvastatin or rosuvastatin with ciclosporine. The
3
4 second most frequent contraindicated drug-drug interaction involved CYP3A4 interaction
5
6 between atorvastatin or simvastatin with either posaconazole or erythromycin. Furthermore,
7
8 our analysis showed some discrepancies among drug databases in the prevalence, and in the
9
10 nature of drug-drug interactions.
11
12
13
14
15

16 **Conclusions:**

17
18 Different drug-drug interaction profiles were observed between statins with a higher
19
20 prevalence of CYP3A4-based interactions for lipophilic statins. Contraindicated drug-drug
21
22 interactions were mainly reported for transporters-based interactions involving OATP1 influx
23
24 transporters. These points are of concern to obtain safer statins prescriptions. Discrepancies
25
26 observed among drug databases challenge the management of statins drug-drug interactions
27
28
29
30
31 by health professionals.
32
33
34
35
36
37
38
39
40
41
42
43
44
45
46
47
48
49
50
51
52
53
54
55
56
57
58
59
60
61
62
63
64
65

1 - Introduction

Statins are widely prescribed across the world and have proven benefits in reducing the rate of cardiovascular disease. During 2011-2012, the National Health and Nutrition Examination Survey (USA), informed that more than one-quarter (27.9%) of adults aged 40 and over, reported using a prescription cholesterol-lowering medication in the past 30 days. Among US adults treated by cholesterol-lowering medication, 93% used statins with simvastatin as the most prescribed statins [1]. In France, atorvastatin was the most prescribed statin at the same period [2]. Statins have an acceptable side-effect profile with mild musculoskeletal problems, such as myalgia associated with muscle problems in approximately 10% to 25% of patients treated in clinical practice [3]. The incidence of rhabdomyolysis, life-threatening adverse drug reaction, was estimated to 3.4 per 100,000 patients per year in cohort studies. It has been reported that this incidence was different amongst the statin used. The frequency of rhabdomyolysis was higher (4.2 per 100,000 patients per year) with lovastatin, simvastatin, or atorvastatin which are metabolized by CYP3A4, than with pravastatin or fluvastatin which are not substrate of CYP3A4. Sixty percent of the cases of rhabdomyolysis reported in patients taking statins which are substrate of CYP3A4 [4]. This suggests that avoiding drug-drug interactions which affect some statins such as atorvastatin and simvastatin is of clinical interest to reduce potential drug-drug interactions (DDI)-related adverse drug reactions.

Statins have rather similar pharmacodynamics and toxicologic properties, while they differ on their pharmacokinetic properties as a result of differences in physico-chemical properties, and hence in their interactions with biological environment. These differences should be carefully considered to understand the different nature of drug interactions within statins occurring at the level of drug metabolism and/or at the level of membrane transporters (influx and efflux). Given that patients taking statins are polymedicamented [5], avoiding drug-drug interactions

(DDI) and subsequent potential adverse drug reactions is of concern to optimize patient management. In a recent systematic review, the prevalence of DDI's with statins has been variable ranging from 0.2 % to 33 % depending on the interacting combinations studied, on the source (out- or in-patient records or primary care-databases) and on the drug interaction database used [6]. The prevalence of clinically-relevant DDIs ranged from 1.5 to 4%. However, this difference in prevalence was not unlikely given that most of the studies either searched DDI's with pre-defined interaction pairs or focused only on CYP3A4 inhibitors, or have used different DDI screening program. The only study analyzing all potential DDI's of statins found a prevalence of 8.6 % in ambulatory setting using Micromedex with a higher frequency for atorvastatin and simvastatin compared to fluvastatin and pravastatin (Drug-Reax DDI screening program) [7].

To better understand the origin (CYP450- or transporter-based DDI) and the DDI pattern of statins, we determined the prevalence, nature and level of severity of all potential drug-drug interactions of statins from electronic health records stored in our clinical data warehouse. Given the clinical significance of some DDIs with statins, and to the fact that clinicians have access to different DDI screening program according to their computerized physician order-entry system, we carried out this work with a comparison of five drug databases (DDBs).

2 - Materials and Methods

2.1- Research strategy on statin pharmacokinetics

We searched information on physico-chemical and pharmacokinetic properties of statins in the scientific literature through PubMed with the following Mesh (Medical Subject Heading) terms : statins, pharmacokinetics, drug-drug interactions, CYP450, transporters, and through PharmGKB, UCSF-FDA transportal and Drugbank databases.

2.2 - Detection of statin's DDI in our clinical data warehouse "eHOP"

2.2.1 Selection of drug databases (DDBs)

To obtain DDI information, we selected DDBs which are commonly used by health professionals in France (i.e., Thesaurus, Vidal and Theriaque) and in the United States (i.e., Micromedex and Drugs.com).

Thesaurus (version: 2016-08-12) [8], is a list of clinically relevant DDIs made as a tool to support decision making. This document is published by the Drug interaction working group of the French National Agency of Medicine and Health Products safety. This working group represented by an experts panel use specific criteria for inclusion and severity assessment of DDI based on DDI evidence sources. DDI screening program from Vidal, a private-funded subscription DDB, (version: 2016-08-17) [9] and Theriaque, an open-access public-funded DDB (version: 2016-08-24) [10], are mainly based on Thesaurus DDB but some DDI can be added based on their internal literature review process.

Then, according to a recent systematic review [11], we selected two most commonly referenced US DDBs : Drugs.com as open access private-funded DDB (version: 2016-08-10) [12] and Micromedex as a private-funded subscription DDB (version: 2016-08-10) [13]. DDI information was manually extracted from each DDBs. For Micromedex DDB, information

related to clinical management of DDIs were extracted from DRUG-REAX® System in the section clinical management, available in the interaction detail of DDIs [13].

For each selected DDB, a list of DDIs for each statin has been generated and classified according to different level of severity. Statin DDIs for each DDB have been organized in datasets using OrientDB database management system. This software and data queries enabled us to request information in our clinical data warehouse.

2.2.2. Clinical Data Warehouse

Drug administrations were collected using the clinical data warehouse (CDW, formerly called eHOP [14]) of the university hospital of Rennes. Patient consent was waived since the design of the retrospective cross-sectionnal study was non-interventional.

In order provide an accurate detection of DDI, we also documented the half-life of each statin (Table 1). We included every patient which was treated with statins. The screening of potential interactions was performed during each patient hospital stay.

The study was performed on a 18-month period (January 2015 to June 2016). The prevalence (%) of DDI was defined by the ratio of patients exposed to at least one DDI to the total number of patients.

Each DDI was counted only once per patient per level of severity even though the patient was re-hospitalized, and whatever the duration of the hospital stay (i.e., number of administration).

However, the patient was counted twice if one DDI of severity 1 and a DDI of severity 2 were revealed in the identification (See section 2.2.3). Prevalence of DDI according to databases

1 were compared and expressed in percentage point differences. The authors take responsibility
2 for the data analysis integrity.
3
4
5
6

7 2.2.3 Mapping of DDBs' grading systems 8 9

10 Differences in terminologies and in the grading systems used to classify DDIs have been
11 observed between DDBs. However, the common point of our selected DDBs is the
12 information dealing with the clinical management. Hence, in order to compare the different
13 DDBs, we define a mapping of DDB's grading systems. We selected the first three levels of
14 the french grading system as reference to align information from US DDBs. Indeed, level « to
15 take into account » (i.e., level 4) characterizes a DDI of minor clinical significance and was
16 not identified in our analysis
17
18
19
20
21
22
23
24
25
26
27

28 To identify DDIs, French DDBs use a grading system based on the clinical management
29 which comprises 4 levels of severity :
30
31
32
33

34 - Contraindication (i.e., Contre-indication): Combination with serious or unpredictable risk,
35 existence of possible alternatives.
36
37
38

39 - Should be avoided (i.e., Association déconseillée): Relative contraindication, combination
40 with severe potential risk possible if justified. Monitoring required.
41
42
43
44
45

46 -Precaution for use (i.e., Précaution d'emploi): Combination is possible if recommendations
47 are followed: clinical and biological monitoring or therapeutic drug monitoring or adjusting
48 doses.
49
50
51
52
53
54
55
56
57
58
59
60
61
62
63
64
65

1
2 -To take into account (i.e., A prendre en compte): no specific recommendation, no specific
3
4 clinical management.
5
6
7
8

9
10 Drug.com and Micromedex use a grading system based on a level of risk whose different
11 levels of severity are: contraindicated, major, moderate, minor and unknown. These DDBs
12 add to their description of DDIs, clinical management information in an unstructured format
13 (ie-full-text). Consequently, we extracted information related to DDIs clinical management
14 documented in Drugs.com and Micromedex and performed a mapping on the French grading
15 system.
16
17
18
19
20
21
22
23
24
25

26 The mapping between the US and French DDBs' grading system is described in Figure 1.
27
28
29
30

31 Micromedex Drug-Reax® system mentions the clinical management of each DDI in a
32 specific paragraph. The clinical management recommendations were analyzed by a
33 pharmacist who assigned a grade for every statin DDI. The mapping was performed using the
34 keywords listed in Figure 1.
35
36
37
38
39
40
41
42

43 Drugs.com had for each DDI, one expression which characterized clinical management.
44 Those expressions are listed in Figure 1. The mapping between Drug.com and French DDBs
45 are also described in Figure 1.
46
47
48
49
50
51
52

53 We decided to consider DDIs of levels of severity 1, 2 and 3 (Figure 1). DDI assigned with
54 these levels of severity imply a clinical decision and consequently a warning to physicians.
55
56
57
58
59
60
61
62
63
64
65

3 - Results

3.1 - Pharmacokinetic differences between statins (Table 1, Figure 2)

Data in the literature [15-20], clearly showed difference in physico-chemical properties between statins, especially in lipophilicity (predicted logP) and in pharmacokinetic properties. Indeed, there is a decrease in lipophilicity in the following rank-order : Simvastatin > Atorvastatin > Lovastatin > Fluvastatin > Pravastatin > Rosuvastatin (Table 1).

As shown in Table 1, lipophilicity is a factor governing the intensity and mechanism of passage through cell membranes as well as the interaction with biological systems (plasma proteins, drug-metabolizing enzymes and drug transporters).

The hepatic metabolism of lipophilic statins is mediated primarily by CYP3A4, and secondarily by CYP2C8. The two most hydrophilic statins (i.e., rosuvastatin and pravastatin) are not extensively metabolized; and the CYP pathway is of minor significance.

Lipophilic statins preferentially diffuse through membranes of enterocytes and hepatocytes by passive diffusion while diffusion of hydrophilic statins involves influx transporters (from OATP family) within these cell membranes (Figure 2). Moreover, efflux transporters from the ABC family localized at the apical site of the enterocytes and at the hepatocyte-biliary interface can also be involved in the passage through membranes decreasing the absorption at the intestinal level and increasing the elimination in the bile at the hepatocyte level. Hence, the handling by influx and efflux transporters which is also influenced by the lipophilicity has to be considered as a variation factor in statin pharmacokinetics, and as a potential source of drug-drug interactions.

3.2 - Detection of statin DDI in our warehouse “eHOP”

The study population included 10,506 hospitalized patients whose median length stay was about 7 days. The median age of included patients was 72 years ranging from 19 to 98 years. In this population, 69.1% of patients were treated by Atorvastatin, 24.1% by Pravastatin, 13.1% by Fluvastatin, 11.3 % by Rosuvastatin and 11.0% by Simvastatin.

The prevalence of statins DDIs (all levels considered) was equal for the French DDBs (Vidal and Theriaque) whose information relies mainly on Thesaurus DDB. Micromedex had a slightly higher prevalence of total interactions (around + 7 %) while Drugs.com prevalence was almost twice-higher (52.2%). (Table 2)

A more detailed analysis of DDI's prevalence indicated where the difference comes from (Table 3). The difference in level of severity 1 DDI (i.e., contraindication) is rather small, showing a slight variation between Micromedex (17) and Thesaurus (22). The main difference appears in level 2 severity (i.e., should be avoided) with a 5-fold variation in prevalence. Both US DDBs displayed a higher prevalence in level 2 severity DDI's. With regard to level 3 severity DDI's, Micromedex and the French DDBs performed quite similarly while DDI prevalence from Drugs.com was twice higher (around 50 %).

In the Figure 4, we present the prevalence of DDI classified for each statin by level of severity and by DDB.

3.2.1 Dissimilarities between DDBs for each level of severity

Level 1

If we focus on French DDBs (Thesaurus, Vidal and Theriaque), we observe similar prevalence of DDIs on simvastatin, pravastatin, atorvastatin and fluvastatin at the level of severity 1 (Figure 4). Conversely, we observed different prevalences for rosuvastatin depending on the DDB selected (e.g difference of 0.2 %).

Level 1 DDI's in Micromedex and Drugs.com presented equal prevalence for every statins.

Then, comparison of DDI's prevalence between French and US DDBs showed a higher prevalence in French DDBs for atorvastatin and especially for rosuvastatin. Conversely, for Micromedex and Drugs.com the prevalence was higher for simvastatin (1.2% vs 0.3%).

Identification of the specific DDI's at level of severity 1 are illustrated in Figure 3a (3 most frequent DDIs assessed with level of severity 1). For fluvastatin and pravastatin, no interactions were identified whatever the DDBs.

Level 2

French DDBs present very similar prevalence of statin DDIs. Indeed, Thesaurus and Vidal led to the same prevalence for each statin. However, Theriaque showed some slight differences on DDI's prevalence with a higher prevalence for simvastatin and pravastatin (+ 0.4 % and +

0.2 % respectively); a lower prevalence for rosuvastatin (- 0.2 %) and a similarity for atorvastatin and fluvastatin.

Compared to Micromedex, Drugs.com displayed a higher prevalence of DDI's, excepted for fluvastatin. The difference was significant for simvastatin (26 % vs 4.6%) and smaller for Rosuvastatin (2.9 % vs 0.3 %).

At level 2 of severity, differences observed between French and US DDBs were higher than between DDBs of the same country for atorvastatin, fluvastatin and pravastatin. It should be noticed that Drugs.com identified a higher prevalence than all other DDBs: +25% for simvastatin compared to French DDBs; and +22 % compared to Micromedex.

Compared to French DDBs, Micromedex showed a higher prevalence for all statins excepted for rosuvastatin. The difference in prevalence was in the following order : atorvastatin (+ 5.5 %), simvastatin and pravastatin (around + 3.0 %), and fluvastatin (+ 0.2 %).

Identification of the specific DDI's at level of severity 2 are illustrated in Figure 3b (3 most frequent DDIs assessed with level of severity 2)

Level 3

French DDBs present similarity in DDIs' prevalence for each statin. However, US DDBs present dissimilarities in DDI's prevalence for atorvastatin and pravastatin (+29% and +13 % for Drugs.com compared to Micromedex, respectively).

1 It should be noticed that US DDBs detected more DDIs than French DDBs for all statins
2 excepted for Pravastatin. Identification of the specific DDIs are illustrated in Figure 3c (3
3 most frequent DDIs assessed with level of severity 3).
4
5
6
7
8
9
10

11 3.2.2 Differences between statins 12 13 14 15

16 All DDBs and levels of severity considered, we observed more DDIs for atorvastatin and
17 simvastatin while fluvastatin was the statin whose DDI's prevalence was the lowest.
18
19 Considering level of severity 1, the statin presented the highest prevalence of DDIs was
20
21
22
23
24
25
26
27
28
29
30
31
32
33
34
35
36
37
38
39
40
41
42
43
44
45
46
47
48
49
50
51
52
53
54
55
56
57
58
59
60
61
62
63
64
65

66 4 – Discussion

67 4.1 Statins pharmacokinetics

68 Lipophilicity is known to impact the pharmacokinetic pathway of statins either through
69
70
71
72
73
74
75
76
77
78
79
80
81
82
83
84
85
86
87
88
89
90
91
92
93
94
95
96
97
98
99
100
101
102
103
104
105
106
107
108
109
110
111
112
113
114
115
116
117
118
119
120
121
122
123
124
125
126
127
128
129
130
131
132
133
134
135
136
137
138
139
140
141
142
143
144
145
146
147
148
149
150
151
152
153
154
155
156
157
158
159
160
161
162
163
164
165
166
167
168
169
170
171
172
173
174
175
176
177
178
179
180
181
182
183
184
185
186
187
188
189
190
191
192
193
194
195
196
197
198
199
200
201
202
203
204
205
206
207
208
209
210
211
212
213
214
215
216
217
218
219
220
221
222
223
224
225
226
227
228
229
230
231
232
233
234
235
236
237
238
239
240
241
242
243
244
245
246
247
248
249
250
251
252
253
254
255
256
257
258
259
260
261
262
263
264
265
266
267
268
269
270
271
272
273
274
275
276
277
278
279
280
281
282
283
284
285
286
287
288
289
290
291
292
293
294
295
296
297
298
299
300
301
302
303
304
305
306
307
308
309
310
311
312
313
314
315
316
317
318
319
320
321
322
323
324
325
326
327
328
329
330
331
332
333
334
335
336
337
338
339
340
341
342
343
344
345
346
347
348
349
350
351
352
353
354
355
356
357
358
359
360
361
362
363
364
365
366
367
368
369
370
371
372
373
374
375
376
377
378
379
380
381
382
383
384
385
386
387
388
389
390
391
392
393
394
395
396
397
398
399
400
401
402
403
404
405
406
407
408
409
410
411
412
413
414
415
416
417
418
419
420
421
422
423
424
425
426
427
428
429
430
431
432
433
434
435
436
437
438
439
440
441
442
443
444
445
446
447
448
449
450
451
452
453
454
455
456
457
458
459
460
461
462
463
464
465
466
467
468
469
470
471
472
473
474
475
476
477
478
479
480
481
482
483
484
485
486
487
488
489
490
491
492
493
494
495
496
497
498
499
500
501
502
503
504
505
506
507
508
509
510
511
512
513
514
515
516
517
518
519
520
521
522
523
524
525
526
527
528
529
530
531
532
533
534
535
536
537
538
539
540
541
542
543
544
545
546
547
548
549
550
551
552
553
554
555
556
557
558
559
560
561
562
563
564
565
566
567
568
569
570
571
572
573
574
575
576
577
578
579
580
581
582
583
584
585
586
587
588
589
590
591
592
593
594
595
596
597
598
599
600
601
602
603
604
605
606
607
608
609
610
611
612
613
614
615
616
617
618
619
620
621
622
623
624
625
626
627
628
629
630
631
632
633
634
635
636
637
638
639
640
641
642
643
644
645
646
647
648
649
650
651
652
653
654
655
656
657
658
659
660
661
662
663
664
665
666
667
668
669
670
671
672
673
674
675
676
677
678
679
680
681
682
683
684
685
686
687
688
689
690
691
692
693
694
695
696
697
698
699
700
701
702
703
704
705
706
707
708
709
710
711
712
713
714
715
716
717
718
719
720
721
722
723
724
725
726
727
728
729
730
731
732
733
734
735
736
737
738
739
740
741
742
743
744
745
746
747
748
749
750
751
752
753
754
755
756
757
758
759
760
761
762
763
764
765
766
767
768
769
770
771
772
773
774
775
776
777
778
779
780
781
782
783
784
785
786
787
788
789
790
791
792
793
794
795
796
797
798
799
800
801
802
803
804
805
806
807
808
809
810
811
812
813
814
815
816
817
818
819
820
821
822
823
824
825
826
827
828
829
830
831
832
833
834
835
836
837
838
839
840
841
842
843
844
845
846
847
848
849
850
851
852
853
854
855
856
857
858
859
860
861
862
863
864
865
866
867
868
869
870
871
872
873
874
875
876
877
878
879
880
881
882
883
884
885
886
887
888
889
890
891
892
893
894
895
896
897
898
899
900
901
902
903
904
905
906
907
908
909
910
911
912
913
914
915
916
917
918
919
920
921
922
923
924
925
926
927
928
929
930
931
932
933
934
935
936
937
938
939
940
941
942
943
944
945
946
947
948
949
950
951
952
953
954
955
956
957
958
959
960
961
962
963
964
965
966
967
968
969
970
971
972
973
974
975
976
977
978
979
980
981
982
983
984
985
986
987
988
989
990
991
992
993
994
995
996
997
998
999
1000

45 Interactions with the most lipophilic statins (simvastatin, atorvastatin and lovastatin) which
46
47
48
49
50
51
52
53
54
55
56
57
58
59
60
61
62
63
64
65
66
67
68
69
70
71
72
73
74
75
76
77
78
79
80
81
82
83
84
85
86
87
88
89
90
91
92
93
94
95
96
97
98
99
100
101
102
103
104
105
106
107
108
109
110
111
112
113
114
115
116
117
118
119
120
121
122
123
124
125
126
127
128
129
130
131
132
133
134
135
136
137
138
139
140
141
142
143
144
145
146
147
148
149
150
151
152
153
154
155
156
157
158
159
160
161
162
163
164
165
166
167
168
169
170
171
172
173
174
175
176
177
178
179
180
181
182
183
184
185
186
187
188
189
190
191
192
193
194
195
196
197
198
199
200
201
202
203
204
205
206
207
208
209
210
211
212
213
214
215
216
217
218
219
220
221
222
223
224
225
226
227
228
229
230
231
232
233
234
235
236
237
238
239
240
241
242
243
244
245
246
247
248
249
250
251
252
253
254
255
256
257
258
259
260
261
262
263
264
265
266
267
268
269
270
271
272
273
274
275
276
277
278
279
280
281
282
283
284
285
286
287
288
289
290
291
292
293
294
295
296
297
298
299
300
301
302
303
304
305
306
307
308
309
310
311
312
313
314
315
316
317
318
319
320
321
322
323
324
325
326
327
328
329
330
331
332
333
334
335
336
337
338
339
340
341
342
343
344
345
346
347
348
349
350
351
352
353
354
355
356
357
358
359
360
361
362
363
364
365
366
367
368
369
370
371
372
373
374
375
376
377
378
379
380
381
382
383
384
385
386
387
388
389
390
391
392
393
394
395
396
397
398
399
400
401
402
403
404
405
406
407
408
409
410
411
412
413
414
415
416
417
418
419
420
421
422
423
424
425
426
427
428
429
430
431
432
433
434
435
436
437
438
439
440
441
442
443
444
445
446
447
448
449
450
451
452
453
454
455
456
457
458
459
460
461
462
463
464
465
466
467
468
469
470
471
472
473
474
475
476
477
478
479
480
481
482
483
484
485
486
487
488
489
490
491
492
493
494
495
496
497
498
499
500
501
502
503
504
505
506
507
508
509
510
511
512
513
514
515
516
517
518
519
520
521
522
523
524
525
526
527
528
529
530
531
532
533
534
535
536
537
538
539
540
541
542
543
544
545
546
547
548
549
550
551
552
553
554
555
556
557
558
559
560
561
562
563
564
565
566
567
568
569
570
571
572
573
574
575
576
577
578
579
580
581
582
583
584
585
586
587
588
589
590
591
592
593
594
595
596
597
598
599
600
601
602
603
604
605
606
607
608
609
610
611
612
613
614
615
616
617
618
619
620
621
622
623
624
625
626
627
628
629
630
631
632
633
634
635
636
637
638
639
640
641
642
643
644
645
646
647
648
649
650
651
652
653
654
655
656
657
658
659
660
661
662
663
664
665
666
667
668
669
670
671
672
673
674
675
676
677
678
679
680
681
682
683
684
685
686
687
688
689
690
691
692
693
694
695
696
697
698
699
700
701
702
703
704
705
706
707
708
709
710
711
712
713
714
715
716
717
718
719
720
721
722
723
724
725
726
727
728
729
730
731
732
733
734
735
736
737
738
739
740
741
742
743
744
745
746
747
748
749
750
751
752
753
754
755
756
757
758
759
760
761
762
763
764
765
766
767
768
769
770
771
772
773
774
775
776
777
778
779
780
781
782
783
784
785
786
787
788
789
790
791
792
793
794
795
796
797
798
799
800
801
802
803
804
805
806
807
808
809
810
811
812
813
814
815
816
817
818
819
820
821
822
823
824
825
826
827
828
829
830
831
832
833
834
835
836
837
838
839
840
841
842
843
844
845
846
847
848
849
850
851
852
853
854
855
856
857
858
859
860
861
862
863
864
865
866
867
868
869
870
871
872
873
874
875
876
877
878
879
880
881
882
883
884
885
886
887
888
889
890
891
892
893
894
895
896
897
898
899
900
901
902
903
904
905
906
907
908
909
910
911
912
913
914
915
916
917
918
919
920
921
922
923
924
925
926
927
928
929
930
931
932
933
934
935
936
937
938
939
940
941
942
943
944
945
946
947
948
949
950
951
952
953
954
955
956
957
958
959
960
961
962
963
964
965
966
967
968
969
970
971
972
973
974
975
976
977
978
979
980
981
982
983
984
985
986
987
988
989
990
991
992
993
994
995
996
997
998
999
1000

1 which is a highly lipophilic statin mainly metabolized by CYP3A4 could have the same DDI
2 profile given [16].
3

4 The CYP2C9 substrate statin (fluvastatin) and the hydrophilic statins, especially pravastatin
5 and to a lesser extent and rosuvastatin, had much lower frequencies of DDI's (Figure 4).
6
7 Pitavastatin (not studied in in our study because not yet available in France) which has a
8 physico-chemical and metabolic profile close to that of fluvastatin might have a low DDI
9 profile.
10
11
12
13
14
15

16
17
18
19 It is noteworthy that level-1 severity interactions involved mainly influx-transporter
20 interactions and not CYP3A4 interactions. Even though our study showed that OATP-based
21 drug interactions were not so frequent, reaching around 1 %, with cyclosporine as precipitant
22 drug, it should be noticed that these DDI's were ranked as level-1 severity (i.e.,
23 contraindication). It should also be noticed that Micromedex and Theriaque showed a
24 dissimilarity for DDI with cyclosporine. Indeed, simvastatin-cyclosporine and rosuvastatin-
25 cycloporine were considered as level-1 severity in Micromedex and Theriaque, respectively.
26
27
28
29
30
31
32
33

34 If CYP3A4-based DDI are quite well known, as well as the main drug precipitant,
35 transporter-based interactions deserve to be more considered by health professionals;
36 especially DDI involving influx transporters at the hepatocyte level.
37
38
39
40
41
42

43 Since OATP-mediated hepatic uptake can be a rate-limiting step in hepatic clearance of
44 statins, significant DDI can occur because extensive inhibition of these transporters can be
45 achieved in clinical setting; especially via inhibition of OATP 1B1, and to a lesser extent of
46 via inhibition of OATP1B3 [21]. Indeed, above 5-fold increase in AUC (FDA threshold to be
47 considered as clinically significant DDI) have been observed when cyclosporine or rifampin
48 have been co-administered with some statins whatever their lipophilicity [22]. These
49 interactions involving membrane transporters are of the order of magnitude of those observed
50
51
52
53
54
55
56
57
58
59
60
61
62
63
64
65

with inhibition of the CYP3A4 enzyme. Based on these observations, the co-prescription of OATP 1B1 inhibitors with statins should be closely monitored in practice; However, it should be noticed that OATP inhibitors are not so numerous, including rifampin, cyclosporine, and some HIV-antiprotease and macrolides [17].

Such differences in the DDI pattern of statins may have consequences in the choice of a statin to be prescribed in patients, especially for polymedicated patients. Such differences should be also be considered by the pharmacology and therapeutics committee of our institutions for the choice the statin(s) to be integrated in the medication formulary. Moreover, if a substitution has to be made in the drug treatment of patient during its hospitalization as a result on a non-availability of the statin prescribed within the institution, the health professionals in charge of the medical reconciliation should paid attention to the statin substitution in order to avoid generation of DDIs.

4.2 Prevalence of drug-drug interactions

In order to understand DDI profiles of the marketed statins we studied their DDI profile (by statin, by level of severity) according to 5 different DDBs given the variations reported in the literature. This enabled us to evidence dissimilarities between DDB on DDI prevalence for a given severity level.

If we consider DDIs which are contraindicated (level 1 in our study), we showed that DDI prevalence fluctuated from 0.15% to 0.2%. No dissimilarities have been observed in DDBs from the same country. However, for atorvastatin and rosuvastatin, we observed higher DDI prevalence for French DDBs compared to US DDBs. On the opposite, simvastatin showed a

1 higher DDI prevalence for US DDBs compared to French DDBs. According to US DDBs,
2 the drug interaction : rosuvastatin-cyclosporine is not considered as contraindicated as it is by
3 French DDBs. Conversely, French DDBs did not mentioned simvastatin-cyclosporine as a
4 contraindication in the version we used in our study (version: 2016-08-12). However,
5 Thesaurus DDB identified simvastatine-cyclosporine as a contraindication after the end of our
6 study in September 2016 and mentioned it in a supplementary material [8]. It can be quite
7 surprising that a contraindication was not mentioned by a national drug agency in the national
8 thesaurus for such widely prescribed drugs. Such missing might also be observed in DDB's
9 based or not on a national standard.

10 Such DDI between cyclosporine and simvastatin is of paramount importance given that fact
11 that transplant patients are frequently treated for hypercholesterolemia induced by
12 cyclosporine, and with the fact that this interaction is very significant with a 4.1 fold (DDI
13 predictor) increase in statins exposure potentially exposing frail patients to rhabdomyolysis
14 [22-24]. Indeed, physicians should be aware of such differences through DDB's especially for
15 level 1 DDI (i.e., contraindication).

16 On level of severity 2, we analyzed prevalence of DDI's generally avoided. It ranged from
17 1.2% for Thesaurus and Vidal to 9.3% for Drugs.com. Prevalence of statin DDI were
18 generally higher with Drugs.com and Micromedex DDBs compared to French DDBs. If we
19 consider the most frequent DDI on the level of severity 2 (Figure 3b), the three most frequent
20 DDI for Drugs. Com (simvastatine-amlodipine, atorvastatin-colchicine, atorvastatin-
21 tacrolimus) and for Micromedex (atorvastatin-diltiazem, atorvastatin-digoxine, atorvastatine-
22 domperidone) are not listed with the same level of severity or not listed at all by French
23 DDBs. For example, atorvastatin-colchicine, simvastatin-amlodipine, atorvastatin-diltiazem
24 are mentioned as precaution of use by French DDBs. Hence, the ranking of DDI's within a

therapeutic class can vary according to DDI screening programs, thus impeding the comparability between studies.

On level of severity 3 (precaution of use), the prevalence of DDI's ranged from 21.5% to 25.3% according to French DDBs and Micromedex, respectively. A very significant difference was observed in the prevalence of potential statin DDIs according to Drugs.com (49%). Such a difference questions on the true clinical relevance of the DDIs reported by Drugs.com should be known by physicians. Indeed, this could participate to alert-fatigue phenomenon that should be avoided in order to focus on DDIs relevant to patients [25].

4.3 Comparison between DDBS

This study highlighted that there are differences in prevalence of statin DDIs' among our selected DDBs (Table 2).

The level of agreement between DDBs fluctuates depending on the drug pairwise compared. Within french DDBs, we observed small dissimilarities (0.1 %) explained by the fact that these 3 DDBs share the same DDI screening program based on Thesaurus DDIs' list. Micromedex and Drugs.com that did not share the same DDI screening program displayed higher dissimilarities than French DDBs (29.4% for Micromedex vs 52.4 % for Drugs.com, Table 2).

A higher concordance was observed between Micromedex and French DDBs than between French DDBs and Drugs.com. Such dissimilarities have been observed in other publications mostly between US DDBs [26-30].

1 A study pointed out the lack of standardization in inclusion DDI procedure assessment, and in
2 severity level DDI procedure assessment [31]. Indeed, according to this consensus, DDIs
3 documentation should be justified by two arguments : sufficient evidence on the existence of
4 DDI and DDI clinical relevance. These two arguments provide reliable information to assess
5 DDIs appropriate recommendations for health professionals. As well, other publications [32-
6 33] confirmed the necessity of providing information on DDI severity, plausibility and
7 clinical implications in order to assess clinical relevance to a DDI.
8

9 Consequently, DDBs should established specific criteria in order to provide sufficient
10 elements justifying DDI inclusion and DDI severity assessment. Dissimilarities observed in
11 statins DDIs might be explained by variation in criteria among DDBs.
12
13
14
15

16 Furthermore, there are also heterogeneity in the reliability sources to establish evidence to
17 support DDI and clinical relevance. Indeed, publications mentioned the lack of high quality
18 evidence to support DDI [31-33]. Indeed, the first element suggesting the existence of a DDI
19 is reported in the summary product characteristics of newly registered drugs. DDIs are often
20 studied based on their pharmacokinetic (PK) and/or pharmacodynamic (PD) properties.
21 Medical agencies (FDA and EMA) have quite recently published guidelines to help
22 pharmaceutical companies to study drug-drug interactions, either at the in vitro and in vivo
23 levels [34,35]. Based on these studies, extrapolation is then made to determine DDI existence
24 to the general population, and for potential precipitant drugs [31-32,36-37]. Consequently, not
25 every possible DDIs are tested in randomized controlled trials to confirm their existence and
26 if there are tested this is mainly on small population sample [37]. This is source of potential
27 theoretical DDIs.
28
29
30
31
32
33
34
35
36
37
38
39
40
41
42
43
44
45
46
47
48
49
50
51
52
53
54
55
56
57
58
59
60
61
62
63
64
65

1 According to *Van Roon et al*, a clinically relevant DDI occurs when the therapeutic activity
2 and/or toxicity of a drug is changed to such an extent that a dosage adjustment of the
3 medication or medical intervention may be required [38].
4

5
6 Clinical relevance procedures are difficult to conduct for multiple reasons. Firstly, inter-
7 patient variability makes it difficult to extrapolate DDI consequences to general population.
8
9 Some adverse reactions related to DDI can have indeed different gradation in seriousness
10 depending on individual patient or disease characteristics. Indeed, patient with renal failure
11 presented higher risk of DDI especially when renal elimination drugs are involved. Secondly,
12 there is a lack of information related to the incidence of adverse drug reaction resulting to a
13 DDI. Hence, observational interactions studies may be of interest to address this point.
14
15

16 Different panel's experts are in favor of more individualized standard procedure integrating
17 patients' characteristics and comorbidities in the DDI reporting to health professionals
18 [31,32,38]. However, DDB's are not frequently integrated to patients characteristics in
19 electronic health records of our hospitals so that DDIs reported to health professionals are
20 sometimes not relevant for a specific patient and also over-reported contributing to the alert-
21 fatigue phenomenon [25].
22
23

24 **Limitations**

25
26 Several limitations of the present study should be mentioned. The first is that we did not
27 achieve a comparison of DDI profiles before and after hospitalization. Indeed, hospitalized
28 patients might be more exposed to DDIs compared to patients in ambulatory care as a result
29 of potential specific treatments administered to patients. This was showed by a study which
30 analyzed medications of 851 patients during their hospital stay. They concluded that almost
31 half of the major to moderate DDIs were created during hospitalization [39].
32
33
34
35
36
37
38
39
40
41
42
43
44
45
46
47
48
49
50
51
52
53
54
55
56
57
58
59
60
61
62
63
64
65

1 The second limitation arises from the fact that this study is monocentric, and has been
2 performed in patients hospitalized in a university hospital. This might represent a potential
3 bias since patients hospitalized in a university hospital have usually more severe clinical
4 conditions. Thus, patients either in ambulatory setting or hospitalized in other settings could
5 have differences in nature or prevalence of DDIs. A third limitation resides in the fact that this
6 study is not totally extrapolable since pitavastatin, which is a new statin but not yet marketed
7 in France, was not included in our study. A forth limitation resides in the fact that the clinical
8 consequences of potential DDIs were not investigated.

21 **Conclusion and Perspectives**

25 This study showed that the DDI profiles of the statins was different with a high prevalence of
26 CYP3A4-based interactions for lipophilic statins. However, the more significant DDIs (level
27 1 : contraindication) were reported for transporter-based DDI involving OATP1 influx
28 transporter. Such differences are to be considered for the optimal choice of statin to be
29 referenced by the P & T committee of our institutions.

37 The use of several DDB's in our study gave a broader perspective in the evaluation of
38 potential DDIs, and allowed to assess the reliability of DDB for the detection of DDIs. Such
39 differences should be considered by editors of DDB providing tools for DDI interaction
40 detection and national health authorities in order to assess the origin of such differences, and
41 to address these differences.

51 Evidence from the real-world data based on high-quality observational studies on DDI from
52 clinical data warehouse are one way to improve the quality of DDI documentation, and could
53 be useful for national health authorities as well as for the formation of health professionals to
54 inform on DDI of particular concern.

References

1. Gu Q, Paulose-Ram R, Burt VL, Kit BK. Prescription cholesterol-lowering medication use in adults aged 40 and over: United States, 2003-2012. NCHS Data Brief. 2014 Dec;(177):1–8.
2. ANSM : Agence nationale de sécurité du médicament et des produits de santé [Internet]. [cited 2017 May 17]. Available from: [http://www.anism.sante.fr/searchengine/detail/\(cis\)/69358900/\(limit\)/90](http://www.anism.sante.fr/searchengine/detail/(cis)/69358900/(limit)/90)
3. Ganga HV, Slim HB, Thompson PD. A systematic review of statin-induced muscle problems in clinical trials. Am Heart J. 2014 Jul;168(1):6–15.
4. Law M, Rudnicka AR. Statin safety: a systematic review. Am J Cardiol. 2006 Apr 17;97(8A):52C–60C.
5. Stewart D, Mair A, Wilson M, Kardas P, Lewek P, Alonso A, et al. Guidance to manage inappropriate polypharmacy in older people: systematic review and future developments. Expert Opin Drug Saf. 2017 Feb;16(2):203–13.
6. Thai M, Reeve E, Hilmer SN, Qi K, Pearson S-A, Gnjjidic D. Prevalence of statin-drug interactions in older people: a systematic review. Eur J Clin Pharmacol. 2016 May;72(5):513–21.
7. Egger SS, Rätz Bravo AE, Hess L, Schlienger RG, Krähenbühl S. Age-related differences in the prevalence of potential drug-drug interactions in ambulatory dyslipidaemic patients treated with statins. Drugs Aging. 2007;24(5):429–40.
8. Interactions médicamenteuses - ANSM : Agence nationale de sécurité du médicament et des produits de santé [Internet]. [cited 2017 May 17]. Available from: [http://ansm.sante.fr/Dossiers/Interactions-medicamenteuses/Interactions-medicamenteuses/\(offset\)/0](http://ansm.sante.fr/Dossiers/Interactions-medicamenteuses/Interactions-medicamenteuses/(offset)/0)
9. VIDAL Hoptimal [Internet]. VIDAL France. [cited 2017 May 17]. Available from: <http://www.vidalfrance.com/solutions/solutions-professionnels/vidal-hoptimal/>
10. Thériaque [Internet]. [cited 2017 May 17]. Available from: <http://www.theriaque.org/apps/contenu/accueil.php>
11. Kongsholm GG, Nielsen AKT, Damkier P. Drug interaction databases in medical literature: transparency of ownership, funding, classification algorithms, level of documentation, and staff qualifications. A systematic review. Eur J Clin Pharmacol. 2015 Nov;71(11):1397–402.
12. Drug Interactions Checker - For Drugs, Food & Alcohol [Internet]. Drugs.com. [cited 2017 May 17]. Available from: https://www.drugs.com/drug_interactions.html
13. Truven Health Products: Please Login [Internet]. [cited 2017 May 17]. Available from: <https://www.micromedexsolutions.com/home/dispatch>

14. Delamarre D, Bouzille G, Dalleau K, Courtel D, Cuggia M. Semantic integration of medication data into the EHOP Clinical Data Warehouse. *Stud Health Technol Inform.* 2015;210:702–6.
15. Hu M, Tomlinson B. Evaluation of the pharmacokinetics and drug interactions of the two recently developed statins, rosuvastatin and pitavastatin. *Expert Opin Drug Metab Toxicol.* 2014 Jan;10(1):51–65.
16. Hirota T, Ieiri I. Drug-drug interactions that interfere with statin metabolism. *Expert Opin Drug Metab Toxicol.* 2015;11(9):1435–47.
17. Bellosa S, Corsini A. Statin drug interactions and related adverse reactions. *Expert Opin Drug Saf.* 2012 Nov;11(6):933–46.
18. The Pharmacogenomics Knowledge Base [Internet]. PharmGKB. [cited 2017 May 17]. Available from: <https://www.pharmgkb.org>
19. UCSF-FDA TransPortal [Internet]. [cited 2017 May 17]. Available from: <http://transportal.compbio.ucsf.edu/>
20. DrugBank [Internet]. [cited 2017 Jan 13];Available from: <https://www.drugbank.ca/>
21. Patel M, Taskar KS, Zamek-Gliszczynski MJ. Importance of Hepatic Transporters in Clinical Disposition of Drugs and Their Metabolites. *J Clin Pharmacol.* 2016 Jul;56 Suppl 7:S23-39.
22. Wiggins BS, Saseen JJ, Page RL, Reed BN, Sneed K, Kostis JB, et al. Recommendations for Management of Clinically Significant Drug-Drug Interactions With Statins and Select Agents Used in Patients With Cardiovascular Disease: A Scientific Statement From the American Heart Association. *Circulation.* 2016 Nov 22;134(21):e468–95.
23. Campana C, Regazzi MB, Buggia I, Molinaro M. Clinically significant drug interactions with cyclosporin. An update. *Clin Pharmacokinet.* 1996 Feb;30(2):141–79.
24. Kalliokoski A, Niemi M. Impact of OATP transporters on pharmacokinetics. *Br J Pharmacol.* 2009 Oct;158(3):693–705.
25. Abarca J, Colon LR, Wang VS, Malone DC, Murphy JE, Armstrong EP. Evaluation of the performance of drug-drug interaction screening software in community and hospital pharmacies. *J Manag Care Pharm.* 2006 Jun;12(5):383–9.
26. Ramos GV, Guaraldo L, Japiassú AM, Bozza FA. Comparison of two databases to detect potential drug-drug interactions between prescriptions of HIV/AIDS patients in critical care. *J Clin Pharm Ther.* 2015 Feb;40(1):63–7.
27. Fernández de Palencia Espinosa MÁ, Díaz Carrasco MS, Alonso Romero JL, de la Rubia Nieto A, Espuny Miró A. Potential drug-drug interactions in oncological adult inpatients at a Spanish hospital: epidemiology and risk factors. *Int J Clin Pharm.* 2015 Dec;37(6):1021–7.

28. Abarca J, Malone DC, Armstrong EP, Grizzle AJ, Hansten PD, Van Bergen RC, et al. Concordance of severity ratings provided in four drug interaction compendia. *J Am Pharm Assoc* (2003). 2004 Apr;44(2):136–41.
29. Wang LM, Wong M, Lightwood JM, Cheng CM. Black box warning contraindicated comedications: concordance among three major drug interaction screening programs. *Ann Pharmacother*. 2010 Jan;44(1):28–34.
30. Vonbach P, Dubied A, Krähenbühl S, Beer JH. Evaluation of frequently used drug interaction screening programs. *Pharm World Sci*. 2008 Aug;30(4):367–74.
31. Scheife RT, Hines LE, Boyce RD, Chung SP, Momper JD, Sommer CD, et al. Consensus recommendations for systematic evaluation of drug-drug interaction evidence for clinical decision support. *Drug Saf*. 2015 Feb;38(2):197–206.
32. Phansalkar S, Desai AA, Bell D, Yoshida E, Doole J, Czochanski M, et al. High-priority drug-drug interactions for use in electronic health records. *J Am Med Inform Assoc*. 2012 Oct;19(5):735–43.
33. Vitry AI. Comparative assessment of four drug interaction compendia. *Br J Clin Pharmacol*. 2007 Jun;63(6):709–14.
34. Food and Drug Administration. Guidance for industry: drug interaction studies—study design, data analysis, and implications for dosing and labeling recommendations: draft guidance. 2012. US Department of Health and Human Services. [cited 12/1/2014]; Available from: <http://www.fda.gov/downloads/drugs/guidancecomplianceregulatoryinformation/guidances/ucm292362.pdf>.
35. Guideline on the investigation of drug interaction
http://www.ema.europa.eu/docs/en_GB/document_library/Scientific_guideline/2012/07/WC500129606.pdf
36. Caccia S, Garattini S, Pasina L, Nobili A. Predicting the clinical relevance of drug interactions from pre-approval studies. *Drug Saf*. 2009;32(11):1017–39.
37. Horn JR, Hansten PD, Chan L-N. Proposal for a new tool to evaluate drug interaction cases. *Ann Pharmacother*. 2007 Apr;41(4):674–80.
38. van Roon EN, Flikweert S, le Comte M, Langendijk PNJ, Kwee-Zuiderwijk WJM, Smits P, et al. Clinical relevance of drug-drug interactions : a structured assessment procedure. *Drug Saf*. 2005;28(12):1131–9.
39. Vonbach P, Dubied A, Krähenbühl S, Beer JH. Prevalence of drug-drug interactions at hospital entry and during hospital stay of patients in internal medicine. *Eur J Intern Med*. 2008 Oct;19(6):413–2

Characteristics	Simvastatin	Atorvastatin	<i>Lovastatin</i>	<i>Pitavastatin</i>	Fluvastatin	Pravastatin	Rosuvastatin
log P predicted ALOGPS	4.68	4.41	4.11	3.75	3.69	2.23	1.47
log P exp	4.51	5.7	4.26	-	4.5	0.59	0.13
Bioavailability	< 5	15	< 5	50 to 60	10 to 35	20	20
Protein binding %	95	> 98	> 95	> 99	> 98	50	90
Half-life (hours)	5	15-30	5	13	5	5	15-30
Hepatic extraction	> 80	>70	>70	?	>70	45	60
Extent of metabolism	+++	+++	+++	++	+++	+	+
Metabolism by CYP450							
major route	CYP3A4	CYP3A4	<i>CYP3A4</i>	<i>NO</i>	CYP2C9	NO	NO
minor route	CYP2C8	CYP2C8	<i>CYP2C8</i>	<i>CYP2C9-CYP2C8</i>	CYP3A4-CYP2C8	CYP3A4	CYP2C9-2C19
Glucuronidation (UGT1A3)	+	++	+	++	0	0	+
Sulfonation						+++	
Transporters							
Contribution of OATB1B1-1B3 to uptake	major	major	<i>minor</i>	<i>minor</i>	minor	major	major
influx	SLC-1B1	SLC-1B1	<i>SLC-1B1</i>	<i>SLC-1B1</i>	SLC-1B1	SLC-1B1	SLC-1B1
		SLC-2B1		<i>SLC-1B3</i>	SLC-1B3	SLC-1B3	SLC-1B3
					SLC-2B1	SLC-2B1	SLC-2B1
							SLC-1A2
							SLC-1A1
efflux	ABCB1	ABCB1	<i>ABCB1</i>	<i>ABCB1</i>	ABCG2	ABCB1	ABCB1
	ABCG2	ABCG2		<i>ABCC2</i>		ABCC2	ABCC2
				<i>ABCG2</i>		ABCG2	ABCG2
						ABCB11	

Table 1 : Main physico-chemical and pharmacokinetics properties of statins. Lovastatin and pitavastatin are not marketed in France and have been included for purpose of comparison.

Drug databases	percentage of patients detected with statin drug-drug interactions	number of listed statin drug-drug interactions
Thesaurus	22,5 (2363)	128
Theriaque	22,5 (2360)	131
Vidal	22,5 (2369)	132
Micromedex	29,4 (3087)	217
Drugs.com	52,2 (5481)	565

Table 2 : Prevalence of drug-drug interactions in percentage (absolute number), and number of listed drug-drug interactions according to each drug database.

Drug databases	Theriaque	Thesaurus	Vidal	Micromedex	Drugs.com
Levels of severity					
1	0.2 (26)	0.2 (22)	0.2 (22)	0.16 (17)	0.15 (16)
2	1.3 (134)	1.2 (128)	1.2 (128)	6.2 (652)	9.3 (980)
3	21.5 (2,254)	21.6 (2,270)	21.6 (2,270)	25.3 (2,661)	48.70 (5,117)

Table 3 : Prevalence of drug-drug interactions in percentage (and absolute number) classified by level of severity and by drug database.

Level of severity 1 : contraindicated, Level of severity 2 : generally avoided, Level of severity 3 : precaution for use

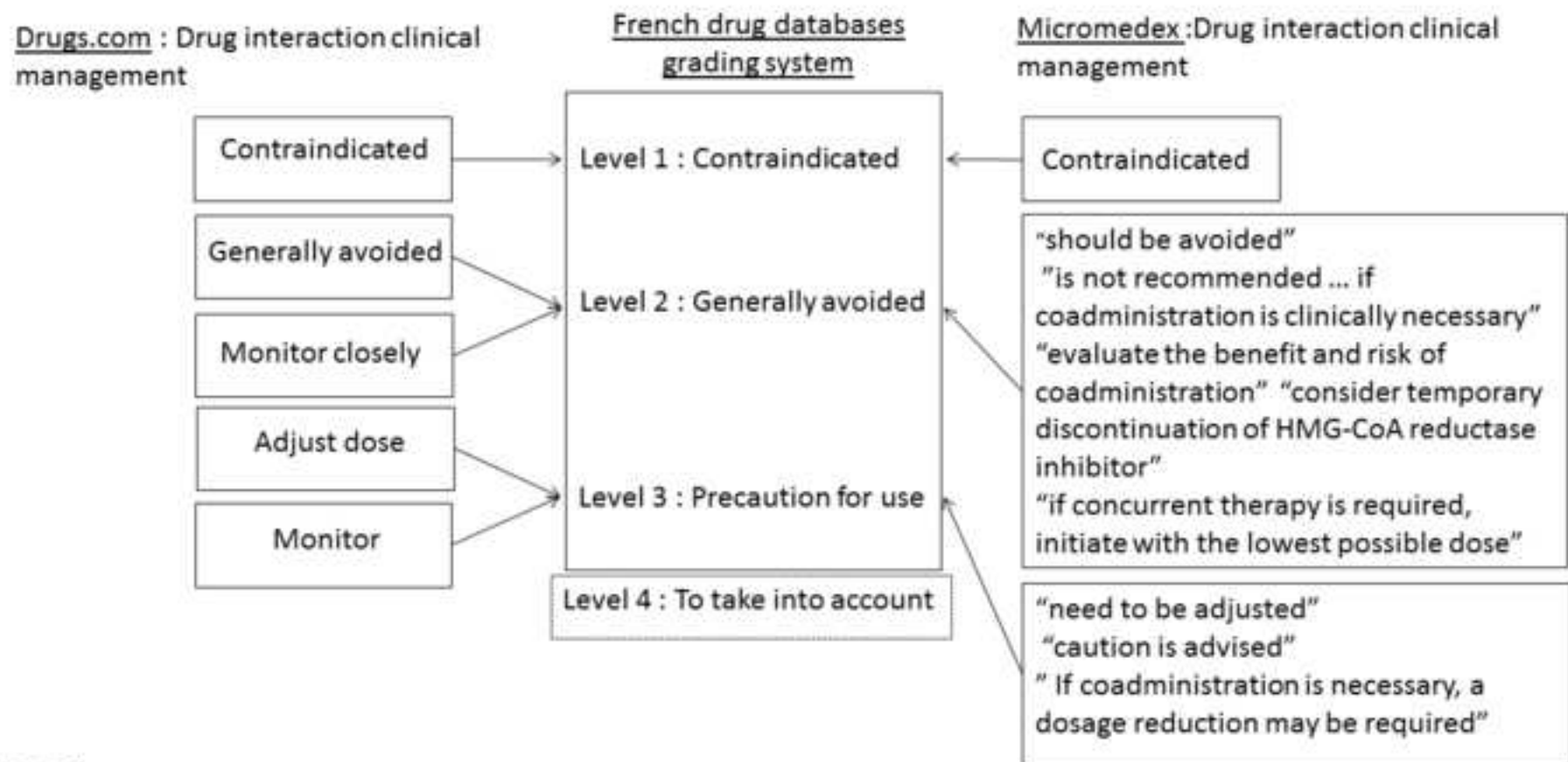


Figure 1

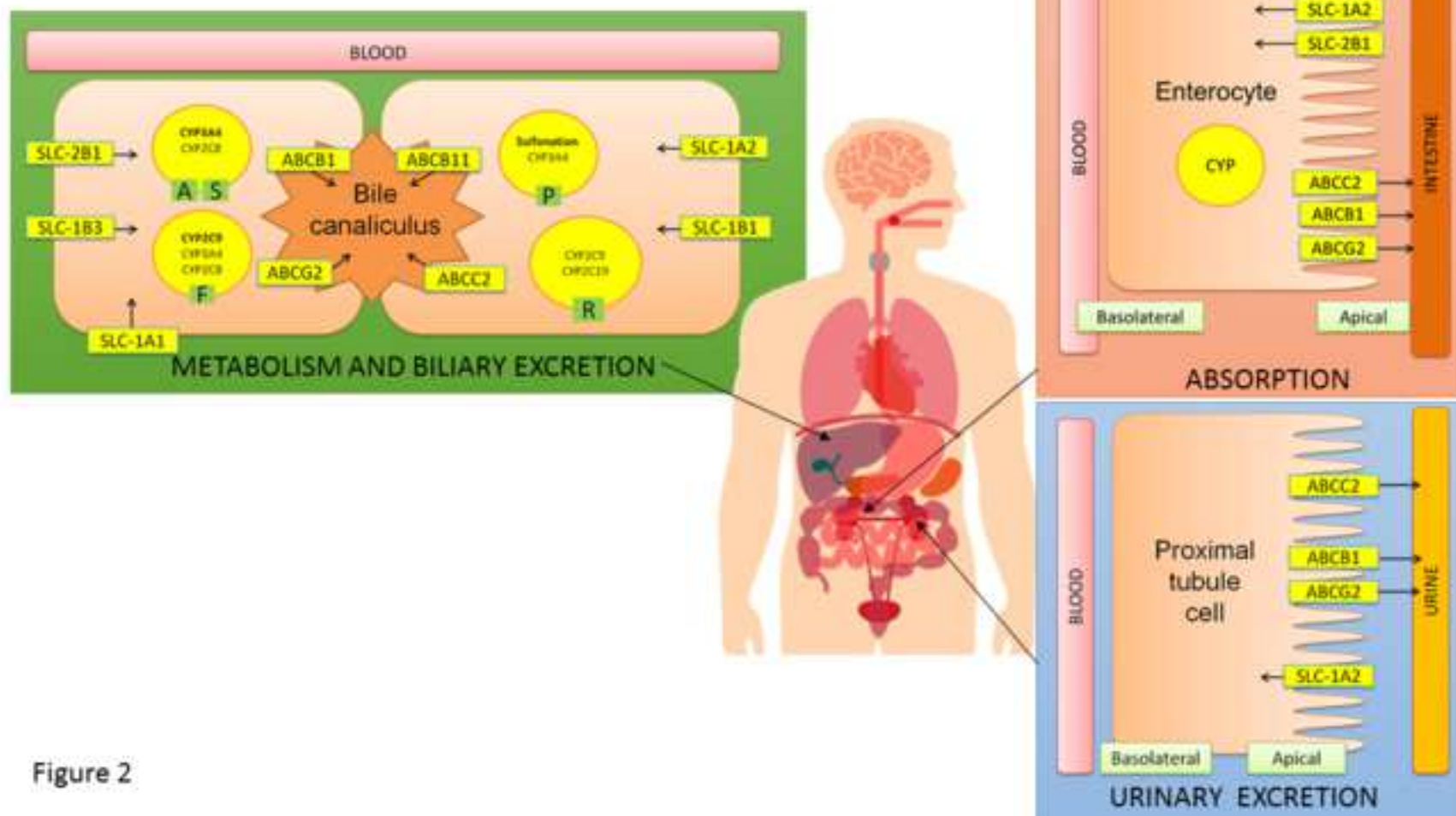
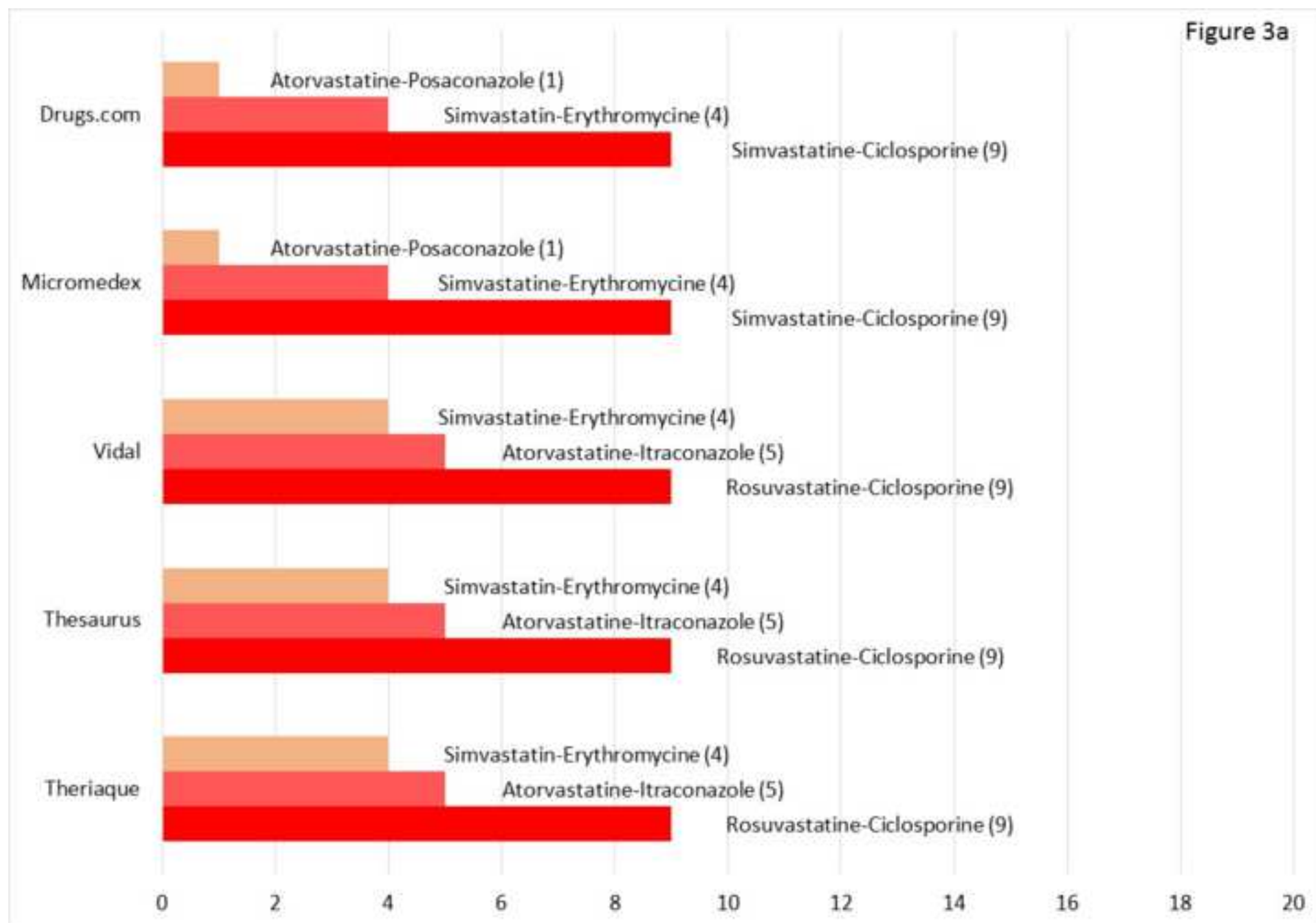
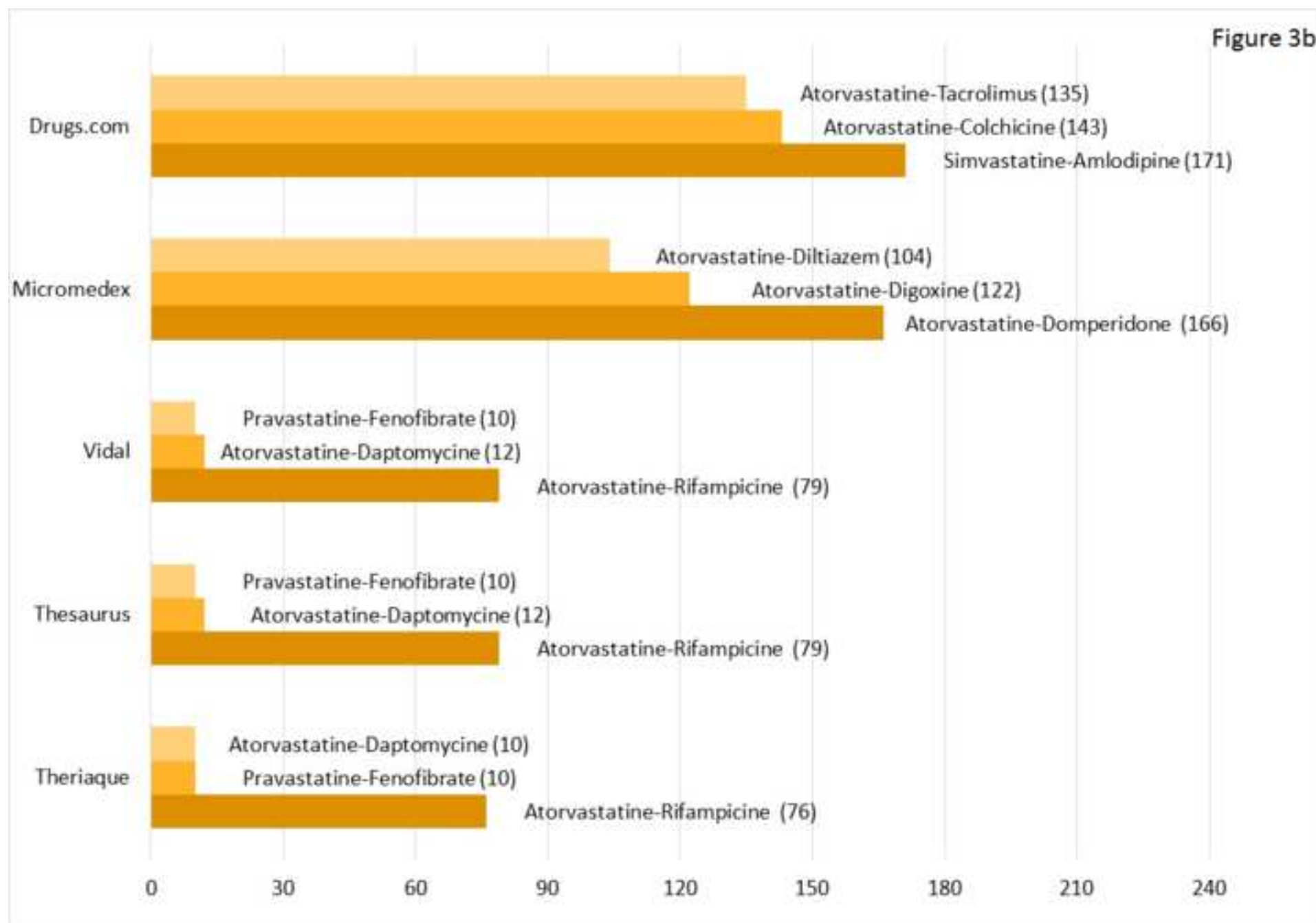
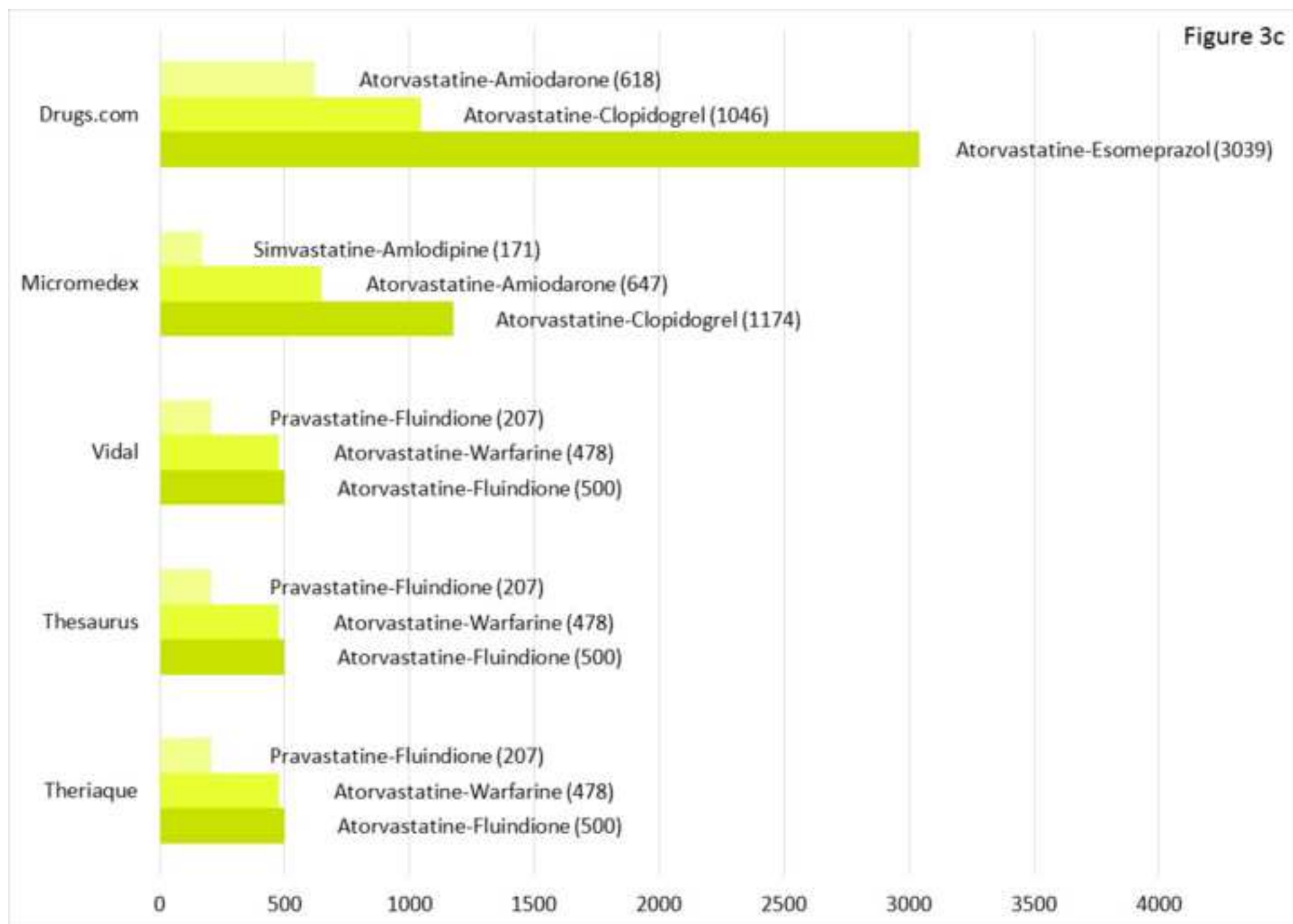


Figure 2







		Theriaque	Thesaurus	Vidal	Micromedex	Drugs.com	Extent of metabolism		
ATORVASTATINE		% (n)							
n=7259									
	1	0.1 (9)	0.3 (21)	0.1 (9)	0.04 (3)	0.03 (2)	+++	CYP 3 A4	
	2	1.4 (100)	1.4 (100)	1.4 (100)	6.9 (502)	7.4 (536)			
	3	18.9 (1374)	19.0 (1378)	19.0 (1378)	27.6 (2005)	56.9 (4130)			
SIMVASTATINE									
n=1155									
	1	0.3 (4)	0.3 (4)	0.3 (4)	1.2 (14)	1.2 (14)	+++	CYP 3 A4	
	2	1.6 (19)	1.2 (14)	1.2 (14)	4.6 (53)	26.0 (300)			
	3	28,7 (331)	29.0 (335)	29.0 (335)	40.8 (471)	40.8 (471)			
ROSUVASTATINE									
n=1190									
	1	1.0 (12)	0.8 (9)	0.8 (9)	0.0 (0)	0.0 (0)	+	CYP 2 C9 CYP 2 C19	
	2	0.1 (1)	0.3 (4)	0.3 (4)	0.3 (4)	2.9 (35)			
	3	15.0 (179)	15.0 (179)	15.0 (179)	12.6 (150)	19.2 (228)			
PRAVASTATINE									
n=2535									
	1	0.04 (1)	0.0 (0)	0.0 (0)	0.0 (0)	0.0 (0)	+	CYP 3 A4	
	2	0.6 (14)	0.4 (10)	0.4 (10)	3.7 (93)	4.7 (119)			
	3	17.2 (436)	17.6 (445)	17.6 (445)	2.0 (50)	15.5 (392)			
FLUVASTATINE									
n=1376									
	1	0.0 (0)	0.0 (0)	0.0 (0)	0.0 (0)	0.0 (0)	+++	CYP 2C9	
	2	0.2 (3)	0.2 (3)	0.2 (3)	0.4 (6)	0.4 (6)			
	3	1.2 (17)	1.2 (17)	1.2 (17)	2.8 (39)	2.0 (27)			