



HAL
open science

By-products of dates: Optimization of the extraction of juice using response surface methodology and ethanol production

S. Chniti, M. Jemni, I. Bentahar, M.A. Shariati, Hayet Djelal, A. Amrane, Mnasser Hassouna

► To cite this version:

S. Chniti, M. Jemni, I. Bentahar, M.A. Shariati, Hayet Djelal, et al.. By-products of dates: Optimization of the extraction of juice using response surface methodology and ethanol production. *Journal of Microbiology, Biotechnology and Food Sciences*, 2017, 7 (2), pp.204-208. 10.15414/jmbfs.2017.7.2.204-208 . hal-01639687

HAL Id: hal-01639687

<https://univ-rennes.hal.science/hal-01639687v1>

Submitted on 22 Jun 2018

HAL is a multi-disciplinary open access archive for the deposit and dissemination of scientific research documents, whether they are published or not. The documents may come from teaching and research institutions in France or abroad, or from public or private research centers.

L'archive ouverte pluridisciplinaire **HAL**, est destinée au dépôt et à la diffusion de documents scientifiques de niveau recherche, publiés ou non, émanant des établissements d'enseignement et de recherche français ou étrangers, des laboratoires publics ou privés.



Distributed under a Creative Commons Attribution 4.0 International License

BY-PRODUCTS OF DATES: OPTIMIZATION OF THE EXTRACTION OF JUICE USING RESPONSE SURFACE METHODOLOGY AND ETHANOL PRODUCTION

Sofien Chniti ^{*1,2,3}, Monia Jemni⁴, Imen Bentahar³, Mohammad Ali Shariati⁵, Hayet Djelal^{1,2,6}, Abdelatif Amrane^{2,6}, Mnasser Hassouna³

Address(es):

¹Ecole des Métiers de l'Environnement, Campus de Ker Lann, 35 170 Bruz, France.

²Université de Rennes 1, ENSCR, CNRS, UMR 6226, Avenue du Général Leclerc, CS 50837, 35708 Rennes Cedex 7, France.

³Ecole Supérieure des Industries Alimentaires de Tunis, Université Carthage et sis Avenue de la République, B.P 77, 1054 Amilcar, Tunisie.

⁴Centre Régional de Recherche en Agriculture Oasienne de Degueche, Laboratoire de technologies de dattes, Tozeur, Tunisie.

⁵Research Department, LLC «Science & Education», and Researcher, All Russian Research Institute of Phytopathology, Moscow Region, Russia.

⁶Université Européenne de Bretagne, 5 Bd Laennec, Rennes, France.

*Corresponding author: sofien.chniti@hotmail.fr

doi: 10.15414/jmbfs.2017.7.2.204-208

ARTICLE INFO

Received 24. 5. 2017
Revised 20. 7. 2017
Accepted 14. 9. 2017
Published 1. 10. 2017

Regular article



ABSTRACT

The optimal extraction conditions were determined for by-product of date fruit by using the response surface design method. The obtained juice was used for the production of ethanol by fermentation of free cells of *Saccharomyces cerevisiae*. Optimal conditions for date juice extraction were found to be 80°C, 60 min, 1:2 dilution (fruit on water ratio) according to the result of response surface analysis (Equivalents glucose: 219 g.L⁻¹). *Saccharomyces cerevisiae* showed a preference for glucose over fructose and among the tested total sugar concentrations, namely 50, 100, 174 and 358 g.L⁻¹, 174 g.L⁻¹ appeared to be the optimal amount, leading to 70 g.L⁻¹ ethanol concentration after 66 h of fermentation,; while an inhibitory effect of a high sugar content, 358 g.L⁻¹ of total sugars, namely about 2 mol/L of monosaccharide like glucose or fructose was also shown. Overall, this study suggested that date juice can be utilized for ethanol production.

Keywords: by-product, optimal extraction, response surface analysis, fermentation, *Saccharomyces cerevisiae*, ethanol

INTRODUCTION

Date, the fruit of the date palm tree (*Phoenix dactylifera* L.), is one of the oldest fruit crops grown in arid areas of North Africa and Middle East. (Chandrasekaran and Bahkali, 2013).

Tunisia is the 9th world producer (FAOSTAT, 2015) and the first exporter of dates in value (Besbes et al., 2009). The date palm tree *Phoenix dactylifera* L. constitutes the basis of economy for people living in Tunisian Sahara (Besbes et al., 2009). Tunisian production has reached 120 000 tons per year with the dominance of the "Deglet-Nour" variety constituting about 60% of the total production (Besbes et al., 2009) and (Kchaou et al., 2013). This production progress is unfortunately accompanied by a substantial increase of loss during storage, commercialization and conditioning process (Abbès et al., 2011). Date by-products, are not consumed because of their low quality (inadequate texture, microbes contamination and/or insect infestation).

Presently, very little use is made of these by-products and they are discarded or used in limited cases for animal feed (Abbès et al., 2011). Research into date by-products has not been a true reflection of the importance and the potential of this crop, while dates are a rich source of some nutrients and sugars (70-80%) such as glucose, fructose and sucrose (Al-Farsi et al., 2011; Elarem et al., 2008; Elleuch et al., 2008). Due to the high mineral and carbohydrate content of dates, juice has been utilized for the production of value added products, especially by fermentation.

Recently, there has been an increased attention in the field of bioenergy as world energy consumption has increased. Ethanol is a renewable energy with a high efficiency and a low environmental impact. Bioethanol can be obtained from a variety of feedstocks using cellulosic, starchy and sugar sources. These feedstocks include corn, sugar cane, bagasse, sugar beet, sorghum, barley, potatoes, wheat, wood and other biomass materials (Ibeto et al., 2011). Date's fruit can also be used for bioethanol production after sugar and nutrients extraction. One of the most expensive steps of bioethanol production from biomass is the pretreatment; so it is necessary to propose an easy process in accordance with economic and environmental aspects. In general, pretreatment

technologies are divided into four major groups i.e. physical, chemical, physico-chemical and biological. Although each extraction method has some advantages, one method cannot be the most relevant for all types of biomasses and products. For Date juice different methods were tested like soxhlet and solvent extraction (Louhichi et al., 2013). The energy consumed by the soxhlet technique was too important for an eco-friendly process; while the use of solvent extraction can present some risks. Otherwise enzymatic extraction gave good results but this process appeared too expensive for an industrial application (Chandrasekaran and Bahkali, 2013), therefore, it's necessary to optimize this step.

Response surface methodology (RSM) is a collection of statistical and mathematical techniques that has been successfully used for developing, improving and optimizing biochemical process (Chandrika and Freidoon, 2005; Lee et al., 2011; Luo, 2012). When many factors and interactions affect the desired response, RSM is an effective tool for optimizing the process (Cai et al., 2007). Response surface methodology is often considered, since it allows determining the effect of factors on characteristic properties, the best optimal conditions of process and parameter interactions (Cai et al., 2007). Therefore, it is less laborious and more informational than other approaches (Wang et al., 2007). Box-Behnken (BBD) is a type of response surface design. It is an independent quadratic design, since it does not contain an embedded factorial or fractional factorial design. In this design the treatment combinations are at the midpoints of edges of the process space and at the center. This design is rotatable (or near rotatable) and require 3 levels of each factor. It is more efficient and easier to arrange and interpret experiment in comparison with others. It is widely used in many researches (Zhu and Liu, 2013; Khajet, 2011; Sun et al., 2010; Zhao et al., 2009).

In this paper, RSM was employed for the extraction of sugars from by-products of dates "Deglet-Nour". The aim of this research was to develop an approach that would bring a better understanding of the combined effects of the key processing variables (extraction time, extraction temperature and ratio of raw material to water) on the desired response (Equivalents glucose on date juice), as well as to look for optimal conditions of sugars extraction from by-products of dates. Secondly, the obtained juice was used to produce ethanol by fermentation of free

cells of *Saccharomyces cerevisiae*, since it is traditionally used for alcohol beverage and bioethanol production; however, its performance during fermentation is compromised by the impact of sugar concentration.

MATERIAL AND METHODS

Extraction and response surface analysis

Byproduct dates of “*Deglet-Nour*” were supplied from Tunisian conditional unit of dates “ALKHALIJ”. The fruits were pitted and cut in small pieces with a knife. Date pulp was added to hot distilled water at a weight to volume ratio of 1:2.5. The extraction was carried out on hot-plate at 85°C for 45 min (Acourene et al., 2011). The juice was filtered and centrifuged at 5000 rpm, at 4°C for 30 min and then the obtained supernatant was immediately concentrated to a total sugar concentration of 720 g.L⁻¹ (72 °Brix) on a hot plate at 80°C and then stored at 4°C.

In order to extract sugar from dates, extraction conditions were determined by Box-Behnken response surface method (Box and Behnken, 1960) to examine the relationship between one or more response variables. The advantages of this method are a reduced number of samples and replicates (12 edges for three factors with three levels, for a total of 12 data points) and the center of the factor space (center point is replicated three times; totally 12+3 = 15 data points), whereas the full factorial design has 27 data points (3 factors x 3 levels x 3 replicates). JMP 10, statistical software (Sas Institute, Cary, NC, USA) was used to design the best extraction conditions for date by giving the minimum and maximum values of determined parameters (Table 1).

Table 1 Box-Behnken response surface method design extraction parameters

Variable	Minimum	Maximum
Temperature (°C)	70	90
Time (min)	30	90
Dilution*	1:2	1:4

* dilution 1:2 means a mixture of 20 g of pulp dates and 40 g of water

Microorganism and inoculum preparation

The fermentative yeast, *Saccharomyces cerevisiae* 522D, was obtained from the culture collection of Pasteur Institute, Paris, France. Stock cultures were maintained on a gelified medium (g.L⁻¹): glucose, 20; peptone, 10; yeast extract, 10; and agar, 10; and were stored at 4°C. The inoculum preparation was previously described by Chniti et al. 2014).

Ethanol production medium

Date Syrup containing 50, 100, 174 and 358 g.L⁻¹ was supplemented with mineral culture medium as described previously by Chniti et al. 2014. The ethanol production medium (EPM) was transferred into a 500 mL bottle with a final working volume of 300 mL and was autoclaved at 120°C for 20 min. KOH 1 mol/L was used to adjust the pH to 6. Medium was sterilized by filtration on a 0.2 µm membrane (Sartorius, Goettingen, Germany).

Fermentation processes

The sterile EPM medium containing sugar concentration in the range of 50 to 358 g.L⁻¹ was inoculated with *Saccharomyces cerevisiae* (200 µL of inoculum). Batch fermentation was carried out in 500 mL bottle containing 300 mL of medium in an incubator shaker (New Brunswick, INNOVA 40, NJ, USA) at 28°C for 72 h. All experiments were performed in duplicate and samples (5 mL) were taken from the culture at regular time intervals.

Analytical methods

The cell density of the fermentation broth was measured at 600 nm (A600) using a spectrophotometer (SECOMAM, Alès, France). The fermentation broth was centrifuged at 350 rad/s for 5 min. The supernatant was used to analyse ethanol and residual sugars concentration by HPLC (Chniti et al., 2014). In addition, NH₄Cl concentration was analysed by the Method of Mann, 1963. The total sugar content was expressed in equivalents of glucose (glucose + fructose + 1.05 x sucrose) (Guigou et al., 2011).

Statistical analysis

All fermentation and date extractions were duplicated. In order to evaluate the significant differences between results, the Generalized Linear Model (GLM; with p <0.05) and Tukey’s honestly significant differences (HSD) multiple comparison module within JMP statistical software package were used.

RESULTS AND DISCUSSION

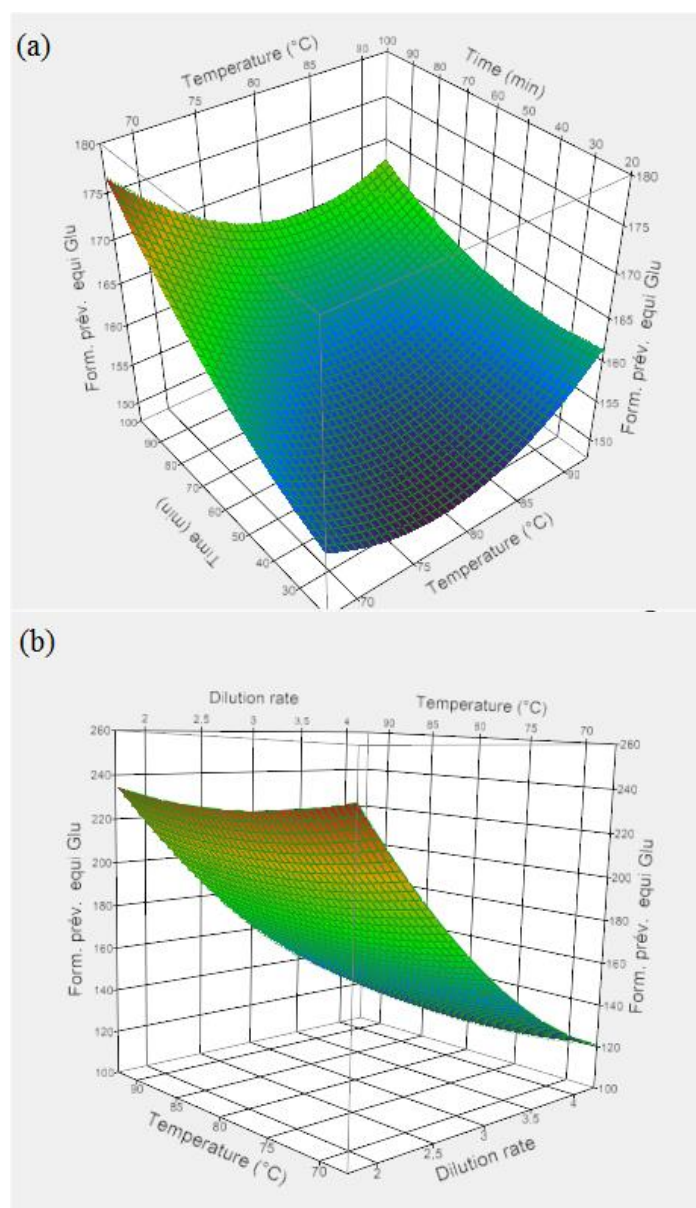
Date extract optimization

Optimization was performed by using Box-Behnken response surface method in terms of temperature, extraction time and dilution (ratio of date to water).

Effect of temperature on the extraction

When the temperature of the extraction increased, the sugar concentration in the juice increased slightly during the 3-extraction times (Figure 1). For instance, when compared with 70 and 90°C extraction temperature at 1:4 dilution and for the same extraction time (60 min), the sugar concentration in the juice obtained at 90°C (126 g.L⁻¹) was almost the same to that obtained at 70°C (122 g.L⁻¹). However the temperature effect depends significantly upon the dilution, for instance, juice obtained at 70°C and at 60 min extraction were 18.8% and 33.6% for 1:4 and 1:2 dilution (Table 2). Therefore, the extraction temperature * the dilution interaction were found to be statistically significant (p<0.05).

As can be seen from Figure 1, the residual sugars increased only slightly with the temperature. Based on these results, it can be deduced that the temperature did not play a significant part in the extraction of residual sugars from dates’ fruit.



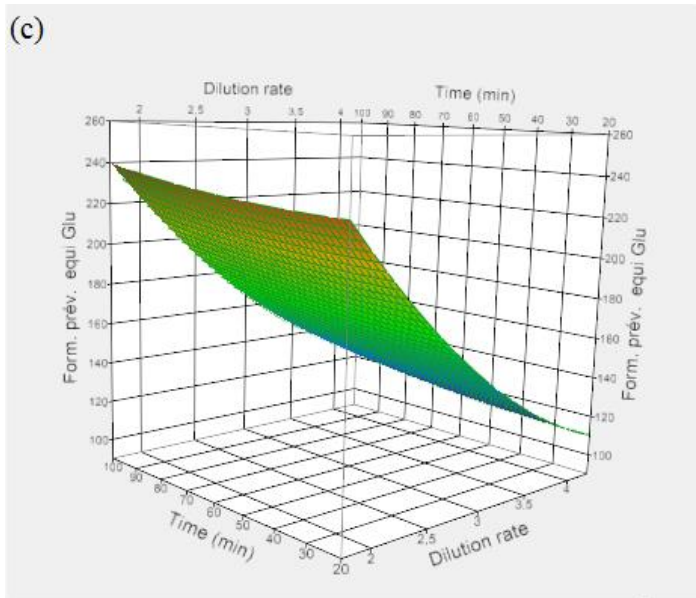


Figure 1 Surface plots of total sugar (g.L⁻¹) for dates' extraction.

Effect of the extraction time

Extraction is a contact-equilibrium process. When the soluble solids in the juice reach equilibrium, there is no diffusion of soluble solids from the raw material into the juice. Fig 1 showed that extraction time was not effective by itself, but also directly depends upon dilution and temperature. While the extraction time was at a low level, the effect of temperature on the response was insignificant (Figure 1a). When the dilution was kept low, the amount of soluble solids in the juice was highly independent of time (Figure 1c). According to the results, the extracted amount of sugars was significant (p <0.05), and was affected by the extraction time and the dilution (Table 2).

Table 2 Results of dates' extraction obtained by the response surface method

Sample N°	Temperature (°C)	Time (min)	Dilution	Sugar Amount of the juice (g.L ⁻¹)
1	80	60	1:3	156
2	90	30	1:3	154
3	70	90	1:3	174
4	80	90	1:2	216
5	90	60	1:2	218
6	90	60	1:4	126
7	80	60	1:3	156
8	70	60	1:4	122
9	80	30	1:2	212
10	80	60	1:3	156
11	80	30	1:4	120
12	90	90	1:3	156
13	70	60	1:2	218
14	70	30	1:3	154
15	80	90	1:4	126

Effect of the dilution on the extraction

Sugar concentration in the juice was the lowest when the largest dilution was considered (Table 2). It was also observed that the sugar concentration reached equilibrium level depending on the temperature and the time. It could be seen from Fig. 1 that the residual sugar concentration decreased gradually with increasing dilution. In other words, a low dilution decreased the time needed to reach equilibrium (Table 2). The lowest sugar concentration (120 g.L⁻¹) was obtained from the 1:4 dilution at 80°C and 30 min. In contrast, the highest sugar concentration was obtained from the 1:2 dilution at 90°C and 60 min. These data showed therefore that the dilution was among the major extraction parameters. As shown by the model (Figure 1), the concentration of residual sugars in the juice showed a maximum at 1:2 dilution (217 g/L).

Response surface modeling

A full quadratic response surface model was developed. Variables used in the model were temperature (°C), time (min) and dilution (w/v). The response surface model was generated using JMP with uncoded units and the following regression equation was obtained.

Y : Residual sugar concentration in dates' juice

$$Y = \beta_0 + \beta_1 T + \beta_2 t + \beta_3 D + \beta_{22} t^2 + \beta_{12} Tt + \beta_{13} TD + \beta_{23} tD + \epsilon \quad (1)$$

Where, ε = Error and β₀, β₁, β₂, β₃, β₂₂, β₁₂, β₁₃, and β₂₃ are coefficients (Table 3).

T₂, t₂ and D₂ terms were removed from the model because they were not significant (p < 0.05). An R² value (coefficient of determination) of 0.98 was obtained, which shows that 95% of the samples variation was taken into account by the model. It showed that extraction time (t) and dilution rate were significant (p < 0.05) (Table 3).

The model predicted that the best extraction conditions were 80°C, 60 min and 1:2 dilution, leading to 219 g.L⁻¹ sugar concentration. For given conditions, when the dilution increased, the equilibrium point of the juice also increased. It was also previously reported that the final sugar concentration of dates' extract produced in hatch system was directly linked to temperature and time (Turhan et al., 2006). Application of high temperatures showed higher rates of soluble solids in the juice which contained more sugar; temperatures such as 80-90°C may be applied to obtain high sugar concentrations (Berthels et al., 2004). Based on the optimal conditions obtained, it can be concluded that there was no need for the highest temperature, the longest time and the largest dilution which means less waste of energy, time and materials.

Verification of the models

The suitability of the model equation for predicting the optimum response values was tested by using the selected optimal conditions. The maximum predicted concentration and experimental concentration of Equi Glucose were given in Table 4. Additional experimental by using the predicted optimum condition for syrup extraction were carried out: extraction temperature 80°C, extraction time of 60 min, ratio of raw material to water 1:2, and the model predicted a maximum response of 219 g.L⁻¹. To ensure the predicted result was not biased toward the practical value, experiment rechecking was performed by using these modified optimal conditions: extraction time of 60 min, extraction temperature 80°C, ratio of material to water 1:2. A mean value of 218.4 ± 1.2 g.L⁻¹ (n=3) was gained, obtained from real experiments, demonstrated the validation of RSM model. The result of analysis confirmed that the response model was adequate for reflecting the expected optimization, and the model was satisfactory and accurate.

Fermentation Kinetics

To investigate the influence of initial sugar concentration on end-product formation, *S. cerevisiae* was cultivated with Date juice at various substrate concentrations.

Yeast growth

The profile of cell growth is presented in Figure 2. Until 174 g.L⁻¹ cell growth ceased after 48 h culture. The viable cell numbers reached a maximum OD value at 600 nm of 14 for 100 and 174 g.L⁻¹, and around 10 OD value for 50 g.L⁻¹; while an almost total absence of growth was observed for 358 g.L⁻¹, showing the inhibitory effect of a high sugar content, 358 g.L⁻¹ of total sugars, namely about 2 mol.L⁻¹ of monosaccharide like glucose or fructose; at such high sugar content, only osmotolerant yeasts can grow (Passoth et al., 2006; Leandro et al., 2011).

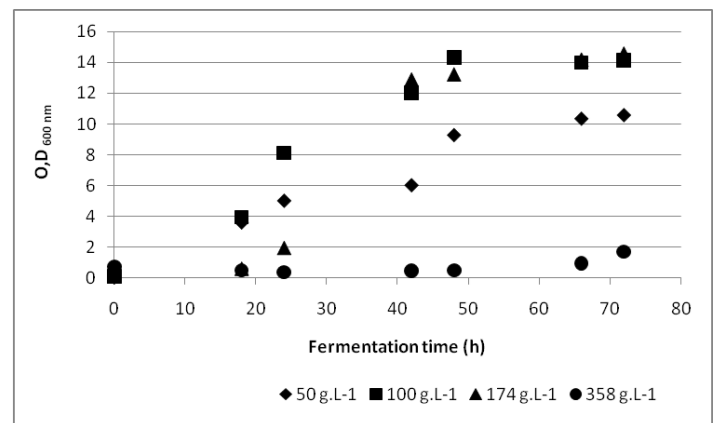


Figure 2 Cell density (OD 600 nm) in media containing 50, 100, 174 and 358 g.L⁻¹ sugars.

Sugar consumption

Dates juice contains almost equal amounts of glucose and fructose. The data clearly show that, for 50, 100 and 174 g.L⁻¹, sugars were almost completely fermented by *S. cerevisiae* (Figures 3a-c), which showed a preference for glucose over fructose; although it was shown that fructose can be used concomitantly with glucose (Berthels et al., 2008). Glucose and fructose are transported by the same carriers in *S. cerevisiae* (Berthels et al., 2008; Rogers et al., 1979).

Structural analysis of sucrose shows a β -1,2 bond, which is cleaved by the enzyme invertase (β -D-fructofuranoside fructohydrolase, EC.3.2.1.26). It is known that the yeast *Saccharomyces cerevisiae* produces intra and extracellular invertase.

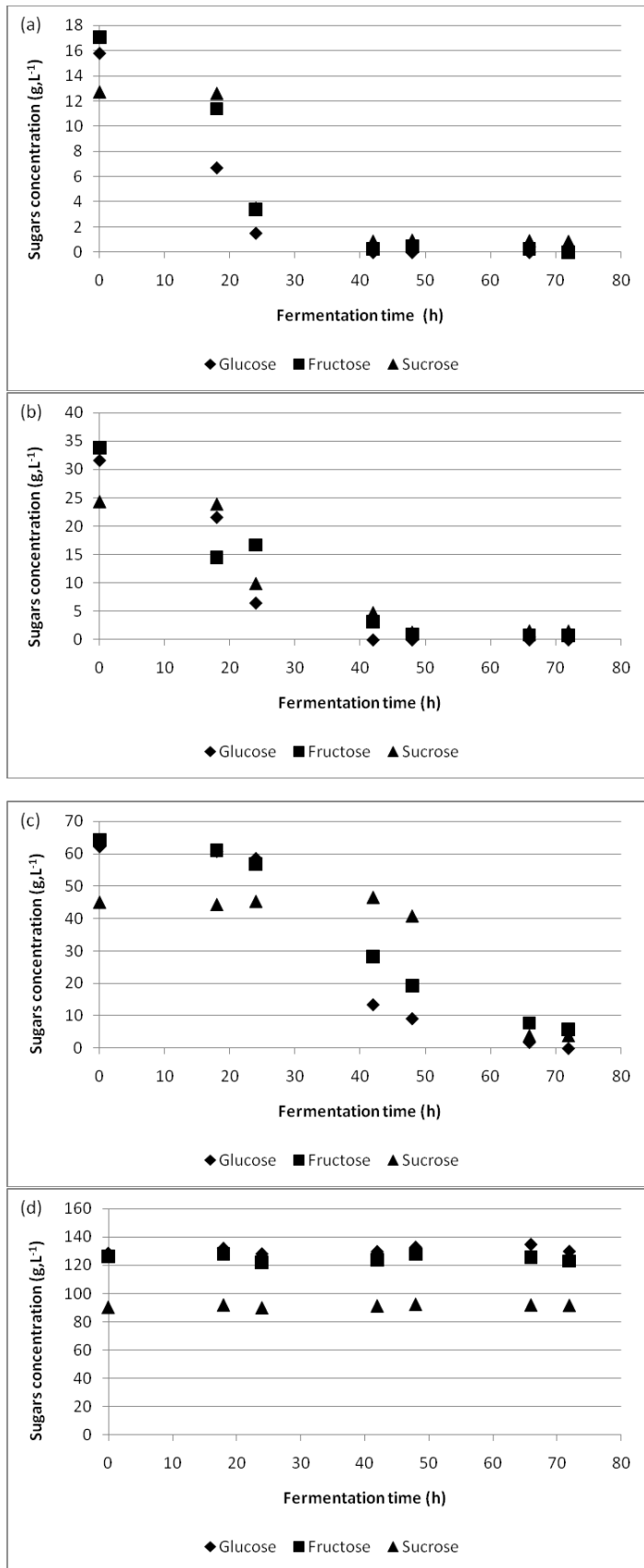


Figure 3 Sugar consumption during batch fermentation at initial sugar concentrations of 50 g.L⁻¹ (a), 100 g.L⁻¹ (b), 174 g.L⁻¹ (c), 358 g.L⁻¹ (d)

In close linking with growth (Figure 2), sugars consumption appeared almost negligible for 358 g.L⁻¹ (Figure 3d), confirming that *S. cerevisiae* could not

tolerate such high sugar content. This result appears in agreement with **Rogers et al., 1979 and Chniti et al., 2014**, which showed that at high glucose concentration yield of ethanol production by *S. cerevisiae* remained almost unaffected by initial glucose concentration up to approximately 20% and declined beyond that.

Ethanol production

Ethanol (Figure 4) production increased with the increase of sugar concentration up to 174 g.L⁻¹, while no production was observed for 358 g.L⁻¹ (Figure 5), in agreement with the absence of growth (Figure 2). Ethanol production increased with the sugar content until 62.9 g.L⁻¹ (Figure 4) produced for 174 g.L⁻¹, after 66 h of fermentation. Similar results were found by **Laluce et al., 2009**.

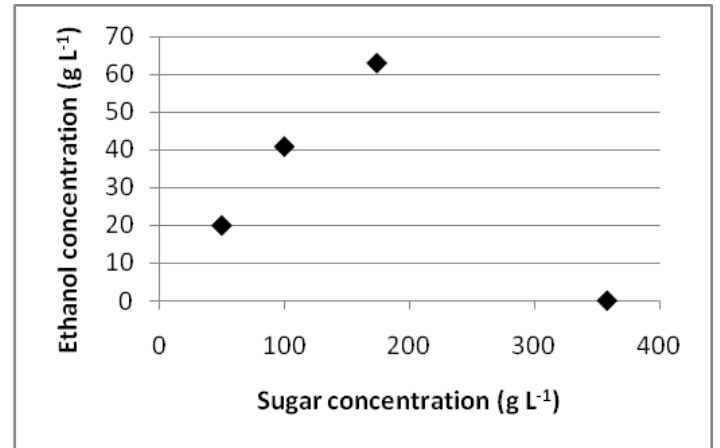


Figure 4 Effect of initial sugar concentration on ethanol production by *Saccharomyces cerevisiae*.

Up to 174 g.L⁻¹, Table 4 shows that *S. cerevisiae* has consumed more than 90% sugars after 72 h of fermentation. For 50 and 100 g.L⁻¹ initial sugar amount, the ethanol yield ($Y_{Ethanol/Glu}$) reached 43% and 45% respectively, after 72 h, while 38% yield was observed for 174 g.L⁻¹. High initial substrate concentration may inhibit substrate utilization and decrease product yields.

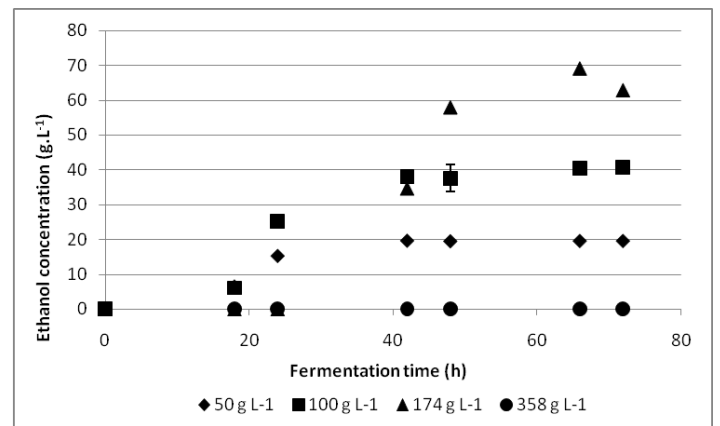


Figure 5 Ethanol production during batch fermentation by *Saccharomyces cerevisiae* on dates' juice.

A maximum ethanol productivity of 1.1 g.L⁻¹.h⁻¹ ($Q_{Ethanol}$) was obtained for 174 g.L⁻¹, at the end of fermentation (72 h). For the highest sugar content (358 g.L⁻¹), yield as well as productivity appeared negligible, several studies have reported that high substrate concentration inhibit growth and fermentation of yeasts in industrial ethanol production as the result of high osmotic pressure (**Guigou et al., 2011**). Ethanol productions increased from 20 to 63 g.L⁻¹ for an increase in the sugar amount from 50 to 174 g.L⁻¹. A low dilution represents an economy of equipment and process costs (e.g distillation costs), which appears appropriate for an industrial purpose.

CONCLUSION

The various examined parameters (temperature, extraction time and dilution) involved in hot water extraction of dates' juice showed that all these variables markedly affect the total sugars concentration; it was related to the extraction conditions by using second order polynomials. The optimal conditions for sugar extraction were found to be a solid:liquid ratio 1:2, 60 min time extraction and 80°C, leading to a sugar concentration of 219 g.L⁻¹. Optimal ethanol concentration and yield were obtained for 174 g.L⁻¹. Results of alcohol

fermentation showed that date juice can be a good feedstock for ethanol production by *S. cerevisiae* in batch fermentation after pretreatment without utilization of chemicals materials. However, an economic study is necessary to evaluate the energy input for pretreatment step and the total yield of bioethanol production.

Acknowledgments: The author is thankful to his MS and PhD students to assist for this research work in the field as well as in the laboratory.

REFERENCES

- Abbès, F., Bouaziz, M. A., Blecker, C., Masmoudi, M., Attia, H., & Besbes, S. (2011). Date syrup: Effect of hydrolytic enzymes (pectinase/cellulase) on physicochemical characteristics, Sensory and Functional Properties. *LWT Food Sci Technol*, *44*, 1827-1834. <http://doi.org/10.1016/j.lwt.2011.03.020>
- Acourene, S., Djafri, K., Ammouche, A., Amourache, L., Djidda, A., Tama, M., & Taleb, B. (2011). Utilization of date wastes as substrate for the production of baker's yeast and citric acid. *Biotechnol*, *10*, 38-45. <http://doi.org/10.3923/biotech.2011.488.497>
- Al-Farsi, M., Alasalvar, C., Al-Abid, M., Al-Shoaily, K., Al-Amry, M., & Al-Rawahy, F. (2011). Compositional and functional characteristics of dates, syrups, and their by-products. *Food Chem*, *104*, 943-947. <http://doi.org/10.1016/j.foodchem.2006.12.051>
- Besbes, S., Drira, L., Blecker, C., Deroanne C., & Attia, H. (2008). Adding value to hard date (*Phoenix dactylifera* L.): Compositional, functional and sensory characteristics of date jam. *Food Chem*, *112*, 406-411. <http://doi.org/10.1016/j.foodchem.2008.05.093>
- Berthels, N. J., Otero, R. R. C., Bauer, F. F., Thevelein, J. M., & Pretorius, I. S. (2004). Discrepancy in glucose and fructose utilization during fermentation by *Saccharomyces cerevisiae* wine yeast strains. *FEMS Yeast Research*, *4*, 683-689. <http://doi.org/10.1016/j.femsyr.2004.02.005>
- Berthels, N.J., Otero, R. R. C., Bauer, F. F., Thevelein, J. M., & Pretorius, I. S. (2008). Correlation between glucose/fructose discrepancy and hexokinase kinetic properties in different *Saccharomyces cerevisiae* wine yeast strains. *Appl Microbiol Biot*, *4*, 1083-1093. <http://doi.org/10.1007/s00253-007-1231-2>
- Box, G.E.P. & Behnken, D. W. (1960). Some new three level designs for the study of quantitative variables. *Technometrics*, *2*, 455-475. <http://doi.org/10.2307/1266454>
- Cai, W.R., Gu, X. H., & Tang, J. (2007). Extraction purification and characterization of the polysaccharides from *Opuntia milpa alta*. *Carbohydr Polym*, *71*, 403-410. <http://doi.org/10.1016/j.carbpol.2007.06.008>
- Chandrasekaran, M. & Bahkali, A. (2013). Valorization of date palm (*Phoenix dactylifera*) fruit processing by-products and wastes using bioprocess technology. *Saudi J Biological Sciences*, *20*, 105-120. <http://doi.org/10.1016/j.sjbs.2012.12.004>
- Chandrika, L.P. & Fereidoon, S. (2005). Optimization of extraction of phenol compounds from wheat using response surface methodology. *Food Chem*, *93*, 47-56. <http://doi.org/10.1016/j.foodchem.2004.08.050>
- Chniti, S., Djelal, H., Hassouna, M., & Amrane, A. (2014). Residue of dates from the food industry as a new cheap feedstock for ethanol production. *Biomass Bioenerg*, *69*, 66-70. <http://doi.org/10.1016/j.biombioe.2014.07.011>
- Elarem, A.G., Flamini, G., Emna, B. S., Issaoui, M., Zeyene, N., Ferchichi, A., Hammami, M., Helal-Ahmed, N., & Achour, L. (2011). Chemical and aroma volatile compositions of date palm (*Phoenix dactylifera* L.) fruits at three maturation stages. *Food Chem*, *127*, 1744-1754. <http://doi.org/10.1016/j.foodchem.2011.02.051>
- Elleuch, M., Besbes, S., Roiseaux, O., Blecker, C., Deroanne, C., Drira, N., & Attia, H. (2008). Date flesh : Chemical composition and characteristics of the dietary fibre. *Food Chem*, *111*, 676-682. <http://doi.org/10.1016/j.foodchem.2008.04.036>
- FAOSTAT (2015) <http://faostat.fao.org/site/339/default.aspx>. accessed on 10.10.
- Guigou, M., Lareo, C., Perez, L. V., & Luberías, M. E. (2011). Bioethanol production from sweet sorghum: Evaluation of post-harvest treatments on sugar extraction and fermentation. *Biomass Bioenerg*, *35*, 3058-3062. <http://doi.org/10.1016/j.biombioe.2011.04.028>
- Ibetó, C. N., Ofoefule, A. U., & Agbo, K. E. (2011). A global overview of biomass potentials for bioethanol production: A renewable alternative fuel. *Trends Appl Sci Research*, *6*, 410-425. <http://doi.org/10.3923/tasr.2011.410.425>
- Kchaou, W., Abbas, F., Blecker, C., Attia, H., & Besbes, S. (2013). Effects of extraction solvents on phenolic contents and antioxidant activities of Tunisian date varieties (*Phoenix dactylifera*). *Ind Crop Prod*, *45*, 262-269. <http://doi.org/10.1016/j.indcrop.2012.12.028>
- Khajeh, M. (2011). Response surface modeling of lead pre-concentration from food samples by miniaturized homogenous liquid-liquid solvent extraction: Box-behnken design. *Food Chem*, *129*, 1832-1838. <http://doi.org/10.1016/j.foodchem.2011.05.123>
- Laluce, C., Tognolli, T. O., DeOliveira, K. F., Souza, C. S., & Morais, M. R. (2009). Optimization of temperature, sugar concentration, and inoculum size to maximize ethanol production without significant decrease in yeast cell viability. *Appl Microbiol Biotechnol*, *83*, 627-637. <http://doi.org/10.1007/s00253-009-1885-z>
- Leandro, M. J., Sychrova, H., Prista, C., & Loureiro-Dias, M. C. (2011). The osmotolerant fructophilic yeast *Zygosaccharomyces rouxii*. *Microbiology*, *157*, 601-608. <http://doi.org/10.1099/mic.0.044446-0>
- Lee, W.C., Yusof, S., & Hamid, N. S. A. (2011). Optimization conditions for hot water extraction of banana juice using response surface methodology (RSM). *J Food Eng*, *75*, 473-479. <http://doi.org/10.1016/j.jfoodeng.2005.04.062>
- Louhichi, B., Belgaid, J., Benamor, H., & Hajji, N. (2013). Production of bioethanol from three varieties of dates. *Renew energ*, *51*, 170-174. <http://doi.org/10.1016/j.renene.2012.07.028>
- Luo, D. (2012). Optimization of total polysaccharide extraction from *Discorea nipponica* Malinkino using response surface methodology and uniform design. *Carbohydr Polym*, *90*, 284-288. <http://doi.org/10.1016/j.carbpol.2012.05.036>
- Mann, L.T. (2012). Spectrophotometric determination of nitrogen in total microkjeldhal digests. *Anal Chem*, *35*, 2180-2182. <http://doi.org/10.1021/ac60206a056>
- Masmoudi, M., Besbes, S., Chaabouni, M., Robert, C., Paquot, M., Blecker, C., & Attia, H. (2008). Optimization of pectin extraction from lemon by-product with acidified date juice using response surface methodology. *Carbohydr Polym*, *74*, 185-192. <http://doi.org/10.1016/j.carbpol.2008.02.003>
- Passoth, V., Fredlund, E., Druvefois, U. A., & Schnürer, J. (2006). Biotechnology, physiology and genetics of the yeast *Pichia anomala*. *FEMS yeast Research*, *6*, 3-11. <http://doi.org/10.1111/j.1567-1364.2005.00004.x>
- Rogers, P. L., Lee, K. J., & Tribe, D. E. (1979). Kinetics of alcohol production by *Zymomonas mobilis* at high sugar concentrations. *Biotechnol Lett*, *1*, 165-170. <http://doi.org/10.1007/BF01388142>
- Sun, Y. and Liu, J., & Kennedy, J. F. (2010). Application of response surface methodology for optimization of polysaccharides production parameters from the roots of *Codonopsis pilosula* by a central composite design. *Carbohydr Polym*, *80*, 949-953. <http://doi.org/10.1016/j.carbpol.2010.01.011>
- Turhan, I., Tetik, N., Aksu, M., Karhan, M., & Certel, M. (2006). Liquid-solid extraction of soluble solids and total phenolic compounds of carob bean (*Ceratonia siliqua* L.). *J Food Process Eng*, *29*, 498-507. <http://doi.org/10.1111/j.1745-4530.2006.00078.x>
- Wang, Z. J., Luo, D. H., & Cai, E. N. (2007). Optimization of polysaccharides extraction from *Gynostemma pentaphyllum* Makino using uniform design. *Carbohydr Polym*, *69*, 311-317. <http://doi.org/10.1016/j.carbpol.2006.10.013>
- Zhao, H., Wang, J., & Lu, Z. (2009). Optimization of process parameter of the *Pholiota squarrosa* extra cellular polysaccharide by Box-Behnken statistical design. *Carbohydr Polym*, *77*, 677-680. <http://doi.org/10.1016/j.carbpol.2009.02.013>
- Zhu, C. & Liu, X. (2013). Optimization of extraction process of crude polysaccharides from Pomegranate peel by response surface methodology. *Carbohydr Polym*, *92*, 1197-1202. <http://doi.org/10.1016/j.carbpol.2012.10.073>