



HAL
open science

Ruthenium-Catalyzed C–H Bond Alkylation of Arylphosphine Oxides with Alkenes: A Straightforward Access to Bifunctional Phosphorous Ligands with a Pendent Carboxylate

C.-S. Wang, Pierre H. Dixneuf, Jean-François Soulé

► **To cite this version:**

C.-S. Wang, Pierre H. Dixneuf, Jean-François Soulé. Ruthenium-Catalyzed C–H Bond Alkylation of Arylphosphine Oxides with Alkenes: A Straightforward Access to Bifunctional Phosphorous Ligands with a Pendent Carboxylate. *ChemCatChem*, 2017, 9 (16), pp.3117–3120. 10.1002/cctc.201700557. hal-01581227

HAL Id: hal-01581227

<https://univ-rennes.hal.science/hal-01581227>

Submitted on 4 Sep 2017

HAL is a multi-disciplinary open access archive for the deposit and dissemination of scientific research documents, whether they are published or not. The documents may come from teaching and research institutions in France or abroad, or from public or private research centers.

L'archive ouverte pluridisciplinaire **HAL**, est destinée au dépôt et à la diffusion de documents scientifiques de niveau recherche, publiés ou non, émanant des établissements d'enseignement et de recherche français ou étrangers, des laboratoires publics ou privés.

Ruthenium-Catalyzed C–H Bond Alkylation of Arylphosphine Oxides with Alkenes: A Straightforward Access to Bifunctional Phosphorous Ligands with a Pendent Carboxylate

Chang-Sheng Wang,^[a] Pierre H. Dixneuf^[a] and Jean-François Soulé^{*[a]}

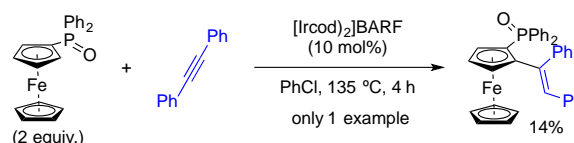
Abstract: An efficient approach for the fast modification of arylphosphine oxides involving ruthenium(II)-catalyzed C–H bond alkylation with functional alkenes versus alkenylation has been developed depending on the acidic reaction conditions. A few examples of desymmetrization of diarylphosphine oxides containing three different substituents were prepared using this methodology. After reduction of the phosphine oxide, this method allows the formation of aryl phosphines bearing a flexible pendent carboxylate.

Arylphosphine oxides play a central role in organophosphorus chemistry. This motif is embedded in organic molecular materials, especially in the design of blue phosphorescent organic light-emitting diodes.^[1] In addition, phosphorus (V) is an important bioisostere in medicinal chemistry,^[2] and among this class of compounds some aryl phosphine oxides have displayed useful biological activity.^[3] They are also essential in catalysis whether as organocatalysts^[4] or as precursors of phosphine-metal catalysts.^[5]

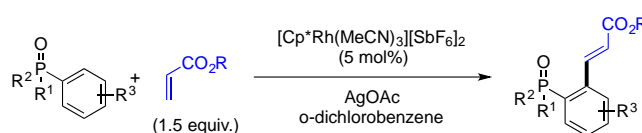
One of the most general methods for the preparation of arylphosphine oxides involves C–P bond formation.^[6] Since the discovery of transition-metal catalyzed C–H bond functionalizations, novel synthetic schemes have been proposed for the preparation of complex molecules.^{[7],[8]} In this context, Shibata reported, the first example of C–H bond *ortho*-alkenylation of ferrocenylphosphine oxide using an alkyne in the presence of an iridium catalyst (Scheme 1.a)^{[9],[10]} Then, Satoh and Miura demonstrated that the P=O bond of arylphosphine oxides could be more efficiently used as a directing group in rhodium(III)-catalyzed *ortho*-C–H bond alkenylation with alkenes in the presence of AgOAc as oxidant (Scheme 1.b).^[11] Glorius has applied thus alkenylation to arylphosphonates and phosphonamides.^[12] Related transformations involving P–OH^[13] or P–N^[14] directed C–H bond activation have also been reported. Other functionalizations of arylphosphine oxides such as C–H bond amination,^[15] arylation,^[16] cyanation,^[17] are reported using noble transition metals. Ruthenium(II)-catalyzed direct

alkenylation of arylphosphine oxides with internal alkynes was further reported by Miura (Scheme 1.c).^[18] These pioneering results allowed new synthetic pathways for the preparation of bifunctional phosphine ligands containing a flexible pendent functionality, provided that alkylation selectivity with alkenes, rather than alkenylation, can be controlled. Ruthenium(II)-catalyzed functionalization of C–H bonds with alkenes has preferentially led to alkenylation^[19] but some examples of alkylation,^[20] mostly directed by a pyridine group, have been reported. We report now the control and understanding of alkylation versus alkenylation of unreactive C–H bond with phosphine oxide as directing group and their potential for the synthesis of functionalized phosphorous ligands (Scheme 1.d).

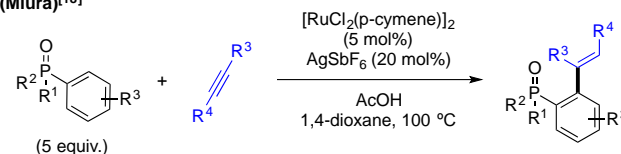
a. Ir-catalyzed *ortho*-alkenylation of ferrocenylphosphine oxide (Shibata)^[9]



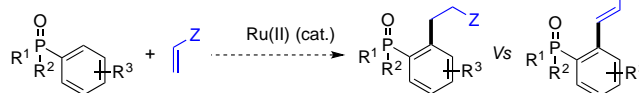
b. Rh-catalyzed *ortho*-alkenylation of arylphosphine oxides (Miura)^[11]



c. Ru-catalyzed *ortho*-alkenylation or alkylation of arylphosphine oxides (Miura)^[18]



d. Ru-catalyzed *ortho*-alkylation versus alkenylation of arylphosphine oxides (this work)



Scheme 1. Previous examples of TM-catalyzed direct alkenylation and/or alkylation of arylphosphine oxides

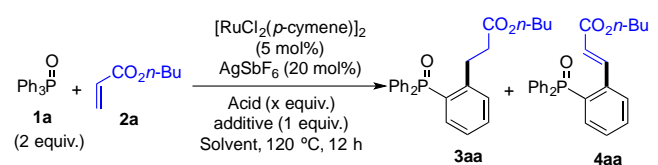
[a] Mr. C.-S. Wang, Prof. P. H. Dixneuf, Dr. J.-F. Soulé
Institut des Sciences Chimiques de Rennes, UMR 6226 CNRS-Université
de Rennes "Organométalliques: Matériaux et Catalyse", Campus de
Beaulieu, 35042 Rennes

Supporting information for this article is given via a link at the end of
the document

Miura and co-workers have reported beside alkenylation with alkyne (Scheme 1.c) one example of the alkylation using triphenylphosphine oxide (**1a**) and *n*-butyl acrylate (**2a**) catalyzed by [RuCl₂(*p*-cymene)]₂ in concert with AgSbF₆ in

the presence 4 equivalents of 1-adamantanecarboxylic acid (AdCO₂H) in diglyme (Table 1, entry 1).^[18] We investigated the reaction parameters to influence the selectivity of the alkylation or alkenylation of **1a** with the acrylate **2a**. 1,2-Dichloroethane (DCE) as solvent displayed the best reactivity with the formation of **3aa** in a higher yield of 65% without formation of **4aa** (Table 1, entries 2-4). When pivalic acid was used a comparable yield in **3aa** was observed (Table 1, entry 5). However, using simple acetic acid, the yield of **3aa** enhanced up to in 80%. Ru(OAc)₂(*p*-cymene) as the catalyst is inefficient (Table 1, entry 7). The alkylation of **1a** with **2a** was conducted on a gram scale to afford 1.9 g of **3aa** (Table 1, entry 8). Having succeeded to obtain the alkylation product **3aa** in both high yield and selectivity, we turned our attention the formation of the alkenylation product **4aa**, which was not reported yet using ruthenium(II) catalysis albeit similar transformations were reported using rhodium(III) catalysis.^[12, 21] In the presence of Cu(OAc)₂ as oxidant, **4aa** was formed in low yield but **3aa** remained the major product (Table 1, entry 9). Changing the acid by a base, the formation of **3aa** was inhibited and **4aa** was obtained as the major product (Table 1, entries 10-14). NaHCO₃ was selected as the best base to afford the alkenylated product **4aa** in 48% yield (Table 1, entry 14).

Table 1. Optimization of the reaction conditions



Entry	Additive 1 (x)	Additive 2	Solvent	3aa (%) ^[a]	4aa (%) ^[a]
1 ^[18]	AdCO ₂ H (4)	–	diglyme	58	trace
2	AdCO ₂ H (4)	–	toluene	13	trace
3	AdCO ₂ H (4)	–	water	NR	NR
4	AdCO ₂ H (4)	–	DCE	65	trace
5	PivOH (4)	–	DCE	58	trace
6	AcOH (4)	–	DCE	80 (72)	trace
7 ^[b]	AcOH (4)	–	DCE	NR	NR
8 ^[c]	AcOH (4)	–	DCE	63 (1.9 g)	trace
9	AcOH (4)	Cu(OAc) ₂ ·H ₂ O	DCE	71	11
10	KH ₂ PO ₄ (1)	Cu(OAc) ₂ ·H ₂ O	DCE	18	29
11	K ₃ PO ₄ (1)	Cu(OAc) ₂ ·H ₂ O	DCE	trace	18
12	Li ₂ CO ₃ (1)	Cu(OAc) ₂ ·H ₂ O	DCE	5	35
13	K ₂ CO ₃ (1)	Cu(OAc) ₂ ·H ₂ O	DCE	trace	12
14	NaHCO ₃ (1)	Cu(OAc) ₂ ·H ₂ O	DCE	trace	53 (48)

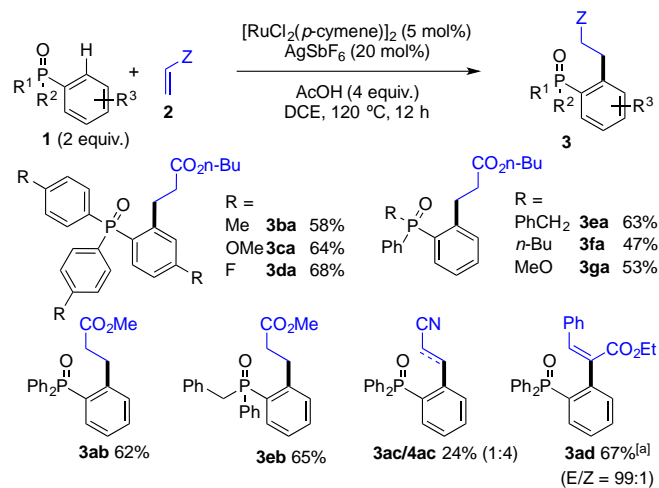
^[a] Determined by GC-analysis using *n*-dodecane as internal standard, isolated yield is shown in parentheses.

^[b] Ru(OAc)₂(*p*-cymene) was used instead of [RuCl₂(*p*-cymene)]₂ and AgSbF₆.

^[c] Reaction performed from **1a** (15.6 mmol, 4.3 g) and **2a** (7.8 mmol, 1 g).

With the best conditions in hand (*i.e.* entry 6), we then investigated the scope of the alkylation of aryl phosphine oxides (Scheme 2). First, we explored the reactivity of some substituted triarylphosphine oxides with *n*-butyl acrylate. Tris(*p*-substituted phenyl)phosphine oxides with an electron-donating group such as methyl or methoxy allowed the formation of the *ortho*-alkylated triarylphosphine oxides **3ba** and **3ca** in 58% and 64% yields, respectively. Tris(4-

fluorophenyl)phosphine oxide was also *ortho*-alkylated giving **3da** in good yield. However, the reaction seems to be very sensitive to the steric hindrance, as tri-*o*-tolylphosphine oxide was not reactive. Similarly to triarylphosphine oxides, benzyl(diphenyl)-phosphine oxide **1e** and alkyl(diphenyl)-phosphine oxide **1f** underwent *ortho*-alkylation to afford the desired phosphine oxides **3ea** and **3fa** in 63% and 47% yields, respectively. Methyl diphenylphosphinate **1g** was *ortho*-alkylated to give **3ga** in 53% yield. In these three examples, such late-stage modification affords a stereogenic phosphorus center which bears three different substituents, and provides a new synthetic pathway for the desymmetrization of arylphosphine oxides with the direct access to a potential new class of chiral phosphine. The reactivity of various electrophilic alkenes (**2b–d**) with **1a** or **1e** were also examined. Good yields of 62% and 65% in *ortho*-alkylated arylphosphine oxides **3ab** and **3eb** were obtained from methyl acrylate (**2b**) and triphenylphosphine oxide (**1a**) and benzyl(diphenyl)-phosphine oxide (**1e**). Reaction of triphenylphosphine oxide (**1a**) with acrylonitrile (**2c**) gave a mixture of *ortho*-alkylation product **3ac** and *ortho*-alkenylation product **4ac** in a 1:4 ratio. This lack of reactivity of acrylonitrile might be due to its strong coordination ability, which could prevent the P=O coordination on the ruthenium. We also evaluated the reactivity of ethyl 3-phenylpropiolate (**2d**) and showed that the hydroarylation occurred to allow the regioselective formation of the *ortho*-alkenylated arylphosphine oxide **3ad** in 67% yield. In this case, only the *E*-isomer of **3ad** was selectively obtained. This procedure offers a straightforward access to phosphine ligands containing a shorter (*i.e.*, 4 carbons instead of 5) flexible pendent carboxylate.

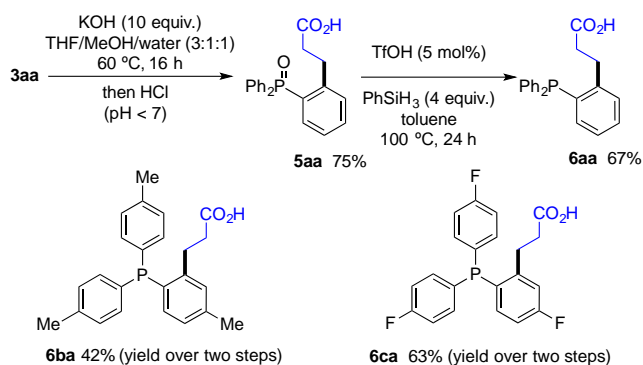


[a] reaction performed from ethyl 3-phenylpropiolate

Scheme 2. Scope of Ru(II)-catalyzed C–H bond alkylation of arylphosphine oxides.

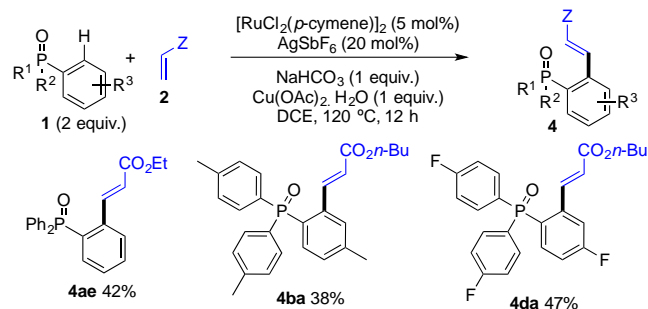
We next examined the possibility of accessing bifunctional phosphine ligands with a pendent carboxylate, as some

hemiaminal phosphine carboxylates have been used in catalysis.^[22] Free carboxylic acids have been shown to be critical in metal-catalyzed C–H bond activation.^[23] The phosphine oxide carboxylate compound **5aa** was obtained in 75% yield through a saponification of the ester moiety using KOH. The reduction of phosphine oxide is well documented,^[24] and we selected the conditions described by Werner,^[24f] using phenylsilane as reducing agent in the presence of catalytic amount of triflic acid, the phosphine oxide carboxylate compound **5aa** was converted into the phosphine carboxylate **6aa** in 67% yield (Scheme 3). Using this protocol, additional phosphine carboxylates **6ba** and **6ca** were prepared in 42% and 63% overall yields over the two steps.



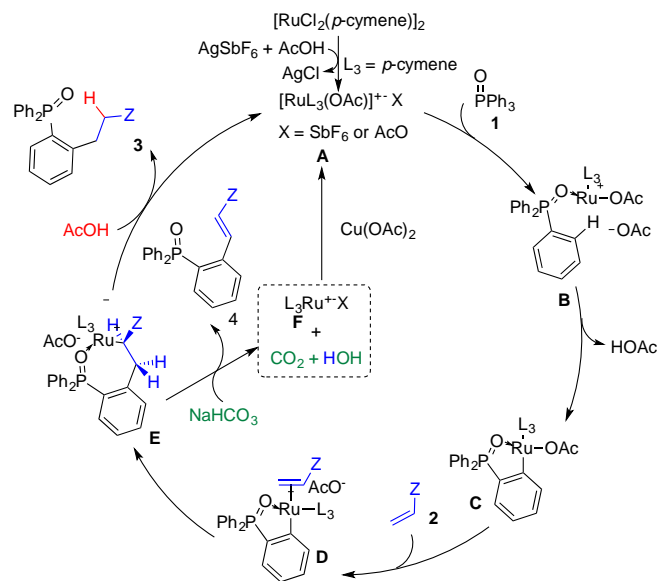
Scheme 3. Preparation of bifunctional phosphine ligands.

Using the second set of ruthenium conditions favouring the formation of the alkenylation pathway (i.e., NaHCO₃ in concert with Cu(OAc)₂·H₂O), we synthesized a couple of alkenylated aryl phosphine oxides (Scheme 4). Reaction of triphenylphosphine oxide (**1a**) with ethyl acrylate (**2e**) gave the *ortho*-alkenylation product **4ae** in 42% yield. The alkenylation reaction seems to be slightly sensitive to the electronic factors. Indeed tris(*p*-substituted phenyl)phosphine oxide with an electron-donating group such as methyl was alkenylated in the presence of *n*-butyl acrylate to deliver the **4ba** in only 38% yield. Whereas, an electron-withdrawing group on the aryl phosphine oxide such as a fluoro substituent allowed the formation of **4da** in 47% yield. For this alkenylation in basic media, it was known that the use of Cu(OAc)₂·H₂O is required.



Scheme 4. Scope of Ru(II)-catalyzed C–H bond alkenylation of arylphosphine oxides.

Based on our observation and the literature,^[20d, 25] we propose the mechanism shown in Scheme 5. The reaction of [RuCl₂(*p*-cymene)]₂ with AgSbF₆ in the presence of AcOH generates ionic ruthenium(II) complex ([RuL₃(OAc)]⁺X⁻). The oxygen atom coordination of phosphine oxide leads to the 16-electron intermediate **B**, and subsequent external acetate-promoted deprotonation allows the formation of the ruthenacycle **C** and AcOH.^[23, 26] Coordination of alkene in **D** and insertion into the Ru–C bond affords the intermediate **E**. In absence of base and due to the coordination ability of the P=O bond, avoiding classical β-H elimination, protodemetalation affords the linear alkylation product **3** and regenerates the salt [RuL₃(OAc)]X. On the other hand, in the presence of base (NaHCO₃) the intermediate **E** undergoes a base-assisted β-H deprotonation to form the alkenylation product **4**.^[20d, 27] This deprotonation in basic medium generates Ru(0) species and Cu(OAc)₂ reoxidize it into Ru(II) species. Starting from a ketone as directing group (see SI), the corresponding intermediate **E** could undergo a decoordination of the ketone oxygen atom to make possible the classical β-H elimination and thus alkenylation.



Scheme 5. Proposed Mechanism

An interesting ruthenium(II)-catalyzed C–H bond alkylation of aryl phosphine oxides with different Michael acceptors has been developed. The reaction requires the presence of acid to selectively obtain the alkylation products without reoxidizing agent, whereas the presence of a base promotes the formation of alkenylation products. Notably, after phosphine oxide reduction, phosphine carboxylate derivatives were obtained in good yields. Further applications in catalysis of bifunctional phosphine ligands bearing a pendent carboxylate are on-going in our laboratory.

Acknowledgements

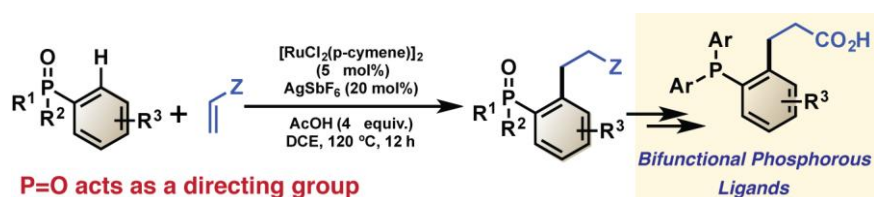
We acknowledge the China Scholarship Council (CSC) for a grant to CSW.

Keywords: Aryl phosphine oxides • C–H bond Activation • Alkylation • Ruthenium(II) • Bifunctional phosphine ligands

- [1] (a) A. B. Padmaperuma, L. S. Sapochak, P. E. Burrows, *Chem. Mater.* **2006**, *18*, 2389-2396; (b) S. O. Jeon, K. S. Yook, C. W. Joo, J. Y. Lee, *Adv. Mater.* **2010**, *22*, 1872-1876; (c) N. Lin, J. Qiao, L. Duan, H. Li, L. Wang, Y. Qiu, *J. Phys. Chem. C* **2012**, *116*, 19451-19457; (d) D. Zhang, W. Shen, X. Zhang, H. Sun, R. He, M. Li, *RSC Advances* **2016**, *6*, 35416-35424.
- [2] T. S. Elliott, A. Slowey, Y. Ye, S. J. Conway, *MedChemComm* **2012**, *3*, 735-751.
- [3] (a) K.-H. Lam, C.-H. Chui, R. Gambari, R. S.-M. Wong, G. Y.-M. Cheng, F.-Y. Lau, P. B.-S. Lai, S.-W. Tong, K.-W. Chan, W.-Y. Wong, A. S.-C. Chan, J. C.-O. Tang, *Eur. J. Med. Chem.* **2010**, *45*, 5527-5530; (b) S. H.-I. Kok, W.-s. Lam, A. S.-c. Chan, W.-y. Wong, R. Gambari, R. S.-m. Wong, K. K.-h. Lee, J. C.-o. Tang, K.-h. Lam, C.-h. Chui, *MedChemComm* **2011**, *2*, 881-885.
- [4] (a) K. Mikami, M. Yamaoka, *Tetrahedron Lett.* **1998**, *39*, 4501-4504; (b) C. Ogawa, M. Sugiura, S. Kobayashi, *Angew. Chem. Int. Ed.* **2004**, *43*, 6491-6493; (c) N. Pinto, P. Retailleau, A. Voituriez, A. Marinetti, *Chem. Commun.* **2011**, *47*, 1015-1017; (d) Y. Shimoda, S. Kotani, M. Sugiura, M. Nakajima, *Chem. Eur. J.* **2011**, *17*, 7992-7995; (e) M. Gicquel, C. Gomez, P. Retailleau, A. Voituriez, A. Marinetti, *Org. Lett.* **2013**, *15*, 4002-4005.
- [5] G. Y. Li, *Angew. Chem. Int. Ed.* **2001**, *40*, 1513-1516.
- [6] I. Wauters, W. Debrouwer, C. V. Stevens, *Beilstein J. Org. Chem.* **2014**, *10*, 1064-1096.
- [7] (a) F. Kakiuchi, T. Kochi, *Synthesis* **2008**, 3013-3039; (b) L. Ackermann, R. Vicente, A. R. Kapdi, *Angew. Chem. Int. Ed.* **2009**, *48*, 9792-9826; (c) T. Satoh, M. Miura, *Synthesis* **2010**, 3395-3409; (d) B.-J. Li, Z.-J. Shi, *Chem. Soc. Rev.* **2012**, *41*, 5588-5598; (e) P. B. Arockiam, C. Bruneau, P. H. Dixneuf, *Chem. Rev.* **2012**, *112*, 5879-5918; (f) J. Yamaguchi, A. D. Yamaguchi, K. Itami, *Angew. Chem. Int. Ed.* **2012**, *51*, 8960-9009; (g) S. I. Kozhushkov, L. Ackermann, *Chem. Sci.* **2013**, *4*, 886-896; (h) B. Li, P. H. Dixneuf, *Chem. Soc. Rev.* **2013**, *42*, 5744-5767; (i) M. Zhang, Y. Zhang, X. Jie, H. Zhao, G. Li, W. Su, *Org. Chem. Front.* **2014**, *1*, 843-895; (j) M. R. Yadav, R. K. Rit, M. Shankar, A. K. Sahoo, *Asian J. Org. Chem.* **2015**, *4*, 846-864; (k) C. B. Bheeter, L. Chen, J.-F. Soulé, H. Doucet, *Catal. Sci. Technol.* **2016**, *6*, 2005-2049.
- [8] For recent examples of ruthenium(II)-catalyzed C–H bond functionalizations, see: (a) L. Huang, A. Biafora, G. Zhang, V. Bragoni, L. J. Gooßen, *Angew. Chem. Int. Ed.* **2016**, *55*, 6933-6937; (b) M. Simonetti, G. J. P. Perry, X. C. Cambeiro, F. Juliá-Hernández, J. N. Arokianathar, I. Larrosa, *J. Am. Chem. Soc.* **2016**, *138*, 3596-3606; (c) Y. Koseki, K. Kitazawa, M. Miyake, T. Kochi, F. Kakiuchi, *J. Org. Chem.* **2016**.
- [9] S. Takebayashi, T. Shibata, *Organometallics* **2012**, *31*, 4114-4117.
- [10] D.-W. Gao, Q. Gu, C. Zheng, S.-L. You, *Acc. Chem. Res.* **2017**, *50*, 351-365.
- [11] Y. Unoh, Y. Hashimoto, D. Takeda, K. Hirano, T. Satoh, M. Miura, *Org. Lett.* **2013**, *15*, 3258-3261.
- [12] D. Zhao, C. Nimphius, M. Lindale, F. Glorius, *Org. Lett.* **2013**, *15*, 4504-4507.
- [13] (a) Y. Park, I. Jeon, S. Shin, J. Min, P. H. Lee, *J. Org. Chem.* **2013**, *78*, 10209-10220; (b) Y. Park, J. Seo, S. Park, E. J. Yoo, P. H. Lee, *Chem. - Eur. J.* **2013**, *19*, 16461-16468; (c) J. Seo, Y. Park, I. Jeon, T. Ryu, S. Park, P. H. Lee, *Org. Lett.* **2013**, *15*, 3358-3361.
- [14] (a) S. Park, B. Seo, S. Shin, J.-Y. Son, P. H. Lee, *Chem. Commun.* **2013**, 49, 8671-8673; (b) T. T. Nguyen, L. Grigorjeva, O. Daugulis, *ACS Catal.* **2016**, *6*, 551-554.
- [15] D. Gwon, D. Lee, J. Kim, S. Park, S. Chang, *Chem. - Eur. J.* **2014**, *20*, 12421-12425.
- [16] (a) K. Baba, M. Tobisu, N. Chatani, *Angew. Chem. Int. Ed.* **2013**, *52*, 11892-11895; (b) Y. Unoh, T. Satoh, K. Hirano, M. Miura, *ACS Catal.* **2015**, *5*, 6634-6639; (c) K. Baba, M. Tobisu, N. Chatani, *Org. Lett.* **2015**, *17*, 70-73.
- [17] L.-J. Gu, C. Jin, R. Wang, H.-Y. Ding, *ChemCatChem* **2014**, *6*, 1225-1228.
- [18] M. Itoh, Y. Hashimoto, K. Hirano, T. Satoh, M. Miura, *J. Org. Chem.* **2013**, *78*, 8098-8104.
- [19] (a) H. Weissman, X. Song, D. Milstein, *J. Am. Chem. Soc.* **2001**, *123*, 337-338; (b) T. Ueyama, S. Mochida, T. Fukutani, K. Hirano, T. Satoh, M. Miura, *Org. Lett.* **2011**, *13*, 706-708; (c) P. B. Arockiam, C. Fischmeister, C. Bruneau, P. H. Dixneuf, *Green Chem.* **2011**, *13*, 3075-3078; (d) Y. Hashimoto, T. Ueyama, T. Fukutani, K. Hirano, T. Satoh, M. Miura, *Chem. Lett.* **2011**, *40*, 1165-1166.
- [20] (a) M. Schinkel, I. Marek, L. Ackermann, *Angew. Chem. Int. Ed.* **2013**, *52*, 3977-3980; (b) J. Qi, L. Huang, Z. Wang, H. Jiang, *Org. Biomol. Chem.* **2013**, *11*, 8009-8013; (c) Y. Kommagalla, K. Srinivas, C. V. Ramana, *Chem. Eur. J.* **2014**, *20*, 7884-7889; (d) Y. Kommagalla, V. B. Mullapudi, F. Francis, C. V. Ramana, *Catal. Sci. Technol.* **2015**, *5*, 114-117.
- [21] (a) T. Ryu, J. Kim, Y. Park, S. Kim, P. H. Lee, *Org. Lett.* **2013**, *15*, 3986-3989; (b) J. Mo, S. Lim, S. Park, T. Ryu, S. Kim, P. H. Lee, *RSC Adv.* **2013**, *3*, 18296-18299.
- [22] (a) E. N. Tsvetkov, N. A. Bondarenko, I. G. Malakhova, M. I. Kabachnik, *Synthesis* **1986**, 198-208; (b) G. J. P. Britovsek, W. Keim, S. Mecking, D. Sainz, T. Wagner, *J. Chem. Soc., Chem. Commun.* **1993**, 1632-1634; (c) R. S. Dickson, T. De Simone, E. M. Campi, W. R. Jackson, *Inorg. Chim. Acta* **1994**, *220*, 187-192; (d) H. Wang, Q. Deng, Z. Zhou, S. Hu, Z. Liu, L.-Y. Zhou, *Org. Lett.* **2016**, *18*, 404-407; (e) H. Hu, S. Yu, L. Zhu, L. Zhou, W. Zhong, *Org. Biomol. Chem.* **2016**, *14*, 752-760.
- [23] E. Ferrer Flegeau, C. Bruneau, P. H. Dixneuf, A. Jutand, *J. Am. Chem. Soc.* **2011**, *133*, 10161-10170.
- [24] (a) T. Coumbe, N. J. Lawrence, F. Muhammad, *Tetrahedron Lett.* **1994**, *35*, 625-628; (b) C. A. Busacca, R. Raju, N. Grinberg, N. Haddad, P. James-Jones, H. Lee, J. C. Lorenz, A. Saha, C. H. Senanayake, *J. Org. Chem.* **2008**, *73*, 1524-1531; (c) Y. Li, L.-Q. Lu, S. Das, S. Pisiewicz, K. Junge, M. Beller, *J. Am. Chem. Soc.* **2012**, *134*, 18325-18329; (d) K. V. Rajendran, D. G. Gilheany, *Chem. Commun.* **2012**, *48*, 817-819; (e) S. S. Al Sulaimi, K. V. Rajendran, D. G. Gilheany, *Eur. J. Org. Chem.* **2015**, *2015*, 5959-5965; (f) M.-L. Schirmer, S. Jopp, J. Holz, A. Spannenberg, T. Werner, *Adv. Synth. Catal.* **2016**, *358*, 26-29.
- [25] (a) D. L. Davies, O. Al-Duaij, J. Fawcett, M. Giardiello, S. T. Hilton, D. R. Russell, *Dalton Trans.* **2003**, 4132-4138; (b) Y. Boutadla, D. L. Davies, S. A. Macgregor, A. I. Poblador-Bahamonde, *Dalton Trans.* **2009**, 5820-5831; (c) K. Padala, M. Jeganmohan, *Org. Lett.* **2011**, *13*, 6144-6147.
- [26] I. Fabre, N. von Wolff, G. Le Duc, E. Ferrer Flegeau, C. Bruneau, P. H. Dixneuf, A. Jutand, *Chem. Eur. J.* **2013**, *19*, 7595-7604.
- [27] C. Bruneau, P. H. Dixneuf, in *Top. Organomet. Chem.*, Vol. 55, Springer, **2015**, pp. 137-188.

Layout 2:

FULL PAPER



Ruthenium(II)-catalyzed C–H bond alkylation of arylphosphine oxide with functional alkenes has been developed. The use of acetic acid was found to be critical to favor the formation of the alkylation products while the use of NaHCO_3 affords alkenylation products. This method allows the desymmetrization of diarylphosphine oxides. After reduction of the phosphine oxide, novel phosphines bearing a flexible pendent carboxylate were synthesized.

C.-S. Wang, P. H. Dixneuf* and J.-F. Soulé*

Page No. – Page No.
 Ruthenium-Catalyzed C–H Bond Alkylation of Arylphosphine Oxides with Alkenes: A Straightforward Access to Bifunctional Phosphorous Ligands with a Pendent Carboxylate