



HAL
open science

Organic selenocyanates as strong and directional chalcogen bond donors for crystal engineering

Huu-Tri Huynh, Olivier Jeannin, Marc Fourmigué

► **To cite this version:**

Huu-Tri Huynh, Olivier Jeannin, Marc Fourmigué. Organic selenocyanates as strong and directional chalcogen bond donors for crystal engineering. *Chemical Communications*, 2017, 53 (60), pp.8467–8469. 10.1039/c7cc04833e . hal-01578546

HAL Id: hal-01578546

<https://univ-rennes.hal.science/hal-01578546>

Submitted on 29 Aug 2017

HAL is a multi-disciplinary open access archive for the deposit and dissemination of scientific research documents, whether they are published or not. The documents may come from teaching and research institutions in France or abroad, or from public or private research centers.

L'archive ouverte pluridisciplinaire **HAL**, est destinée au dépôt et à la diffusion de documents scientifiques de niveau recherche, publiés ou non, émanant des établissements d'enseignement et de recherche français ou étrangers, des laboratoires publics ou privés.

Organic selenocyanates as strong and directional chalcogen bond donors for crystal engineering[†]

Huu-Tri Huynh,^a Olivier Jeannin^a and Marc Fourmigué^{a*}

Organic bis(selenocyanate) derivatives act as powerful chalcogen bond donors for the elaboration of 1D extended structures upon co-crystallization with 4,4'-bipyridine as ditopic chalcogen bond acceptor.

The renaissance of halogen bonding¹ in the last 20 years is rooted for a large part in the development of crystal engineering strategies² for the controlled formation of extended polymeric 1D, 2D or 3D structures through co-crystal formation.³ For example, the association of *para*-diiodotetrafluorobenzene as ditopic halogen bond donor with a large variety of Lewis bases⁴ has led today to more than 220 structurally characterized co-crystals.⁵ The efficiency of halogen bonding finds here its origin in its predictability, a direct consequence of its directionality due to the highly localized σ -hole which develops on the halogen atom.⁶ This concept of σ -hole is not restricted to halogens but is also found in the heaviest elements of groups 14-16.⁷ In the chalcogen series, calculations performed on molecules like S(CN)₂, Se(CN)₂,⁸ Cl₃C-S-CN,⁹ show indeed the presence of two sizeable σ -hole sites on the chalcogen atoms, in the prolongation of the two C-S(Se) bonds, also confirmed by an experimental charge density determination on selenophthalic anhydride.¹⁰ Nevertheless, the specific use of chalcogen bond donors in crystal engineering for the elaboration of extended 1D, 2D or 3D solid state structures is up to now very limited, probably because the presence of the two sigma holes limits the required predictability of the interaction. One can mention however self-assembly through chalcogen bonding in molecules like benzo-2,1,3-selenadiazoles,¹¹ benzo-1,3-tellurazoles,¹² or iso-tellurazole N-oxides,¹³ bearing simultaneously an activated chalcogen atom and a Lewis base. Also, the close proximity of two chalcogen atoms in activated bithiophene or

biselenophene derivatives can be used to chelate small anions through chalcogen bonding.¹⁴ There are however no examples of the formation of chalcogen-bonded co-crystals associating for example a ditopic chalcogen bond donor with a ditopic Lewis base as chalcogen bond acceptor, in a vein similar to the very successfully examples introduced in halogen-bonded systems with α,ω -diiodoperfluoroalkanes¹⁵ or *para*-diiodotetrafluorobenzene.⁴

In that respect, we considered organic selenocyanates R-Se-CN as potentially efficient chalcogen bond donors. It is expected indeed that the electron-withdrawing nature of the nitrile group will favour the formation of one single strong σ -hole on the selenium atom, in the prolongation of the NC-Se bond. A CSD investigation of reported structures of organic selenocyanates confirmed our initial assumption.¹⁶ Indeed, most of the simple aliphatic and aromatic organic selenocyanates do crystallize with chalcogen bond interactions. In the absence of other Lewis bases, the selenium atom actually interacts with the nitrogen atom of a neighbouring selenocyanate moiety, giving rise to recurrent chain-like motifs, as in benzylselenocyanate,¹⁷ and *ortho*-bis(selenocyanatato)xylene¹⁸ (Figure 1a,b) or *para*-bis(selenocyanatato)xylene.¹⁹

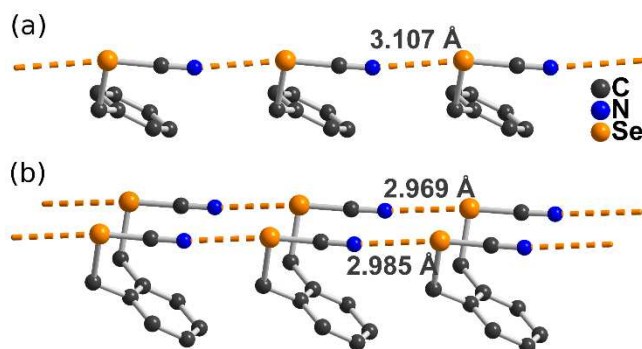


Figure 1. Detail of the reported solid state structures of (a) benzylselenocyanate, and (b) *ortho*-bis(selenocyanatato)xylene. H atoms have been omitted and the orange dotted lines indicate the chalcogen bond interaction.

^a Institut des Sciences Chimiques de Rennes (ISCR), UMR 6226 Université de Rennes 1 and CNRS, Campus de Beaulieu, 35042 Rennes (France).

E mail : marc.fourmigue@univ-rennes1.fr

[†] Electronic Supplementary Information (ESI) available: Cif files for the X-ray crystal structures of **2**, (**2**•bipy) and (**3**•bipy), CCDC 1557620-1557622. See DOI: 10.1039/x0xx00000x

Note the Se•••N distances are in the range 2.97–3.11 Å, i.e. notably shorter than 3.45 Å, the sum of the van der Waals radii of Se (1.90 Å) and nitrogen (1.55 Å). The recurrence of this robust Se•••N chalcogen-bonded motif lets us infer that specifically the three ditopic *ortho*, *meta* and *para* bis(selenocyanato)xylenes, noted **1–3** in the following, could be themselves very good candidates to prepare, by analogy with diiodo derivatives mentioned above, co-crystals exhibiting similar predictable 1D supramolecular motifs. We therefore investigated the co-crystallisation of these three ditopic chalcogen bond donors **1–3** with, as a first example of ditopic Lewis base, the 4,4'-bipyridine, as detailed below.

The preparation of the three chalcogen bond donors **1–3** is based on the reaction of potassium selenocyanate with the *ortho*, *meta* and *para* bis(bromomethyl)benzene in acetone, as described earlier.^{19,20} The solid state structure of the *meta* isomer **2** was unknown, at variance with those of the *ortho* and *para* isomers **1** and **3**.^{18,19} Compound **2** crystallizes in the monoclinic system, space group Cc with two crystallographically independent molecules in the unit cell (Figure 2).[‡]

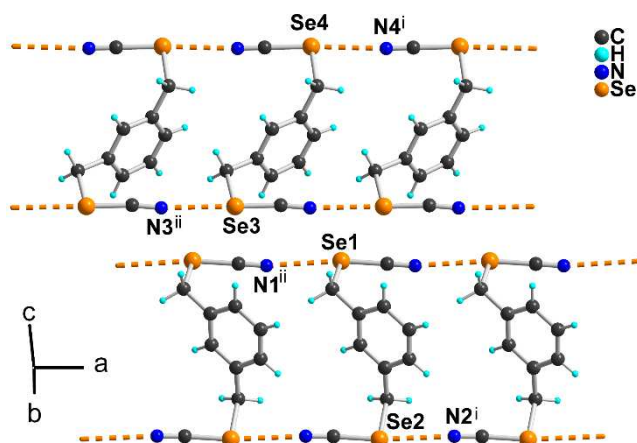


Figure 2. Solid state organization of **2**, showing the chains formed out of the two crystallographically independent molecules. Symmetry operations: (i) $1+x, y, z$; (ii) $-1+x, y, z$. The orange dotted lines indicate the chalcogen bond interaction.

The molecules are again associated through short Se•••N chalcogen bonds forming chains running along *a* direction. Structural characteristics of these chalcogen bonds (Table 1) compare with those reported earlier for the *ortho* and *para* derivatives (Figure 1b, 1c), showing the same strong linearity, with a notable reduction ratio, between 0.86 and 0.88. Note also that the robustness of this supramolecular Se•••N motif most probably finds a further origin in the cooperativity it can develop along the chains. Indeed, the formation of the chalcogen bond on the nitrogen side leads to a decreased charge density on this atom, and by extension on the covalently linked selenium atom, whose electrophilic character is then enhanced. Such cooperativity effects have been demonstrated from theoretical calculations^{21,22} on dimer, trimer and infinite one-dimensional chain models formed by Se(CN)₂ or Te(CN)₂, as these compounds adopt indeed this 1D motif in their experimental solid state structures.^{23,24}

Table 1. Chalcogen bond characteristics of the crystalline **1–3** derivatives.

	Se•••N (Å)	C–Se•••N (°)	Se•••N≡C (°)	Ref.
2:				
Se1	3.010(24)	172.9(7)	172(2)	this work
Se2	3.015(24)	174.1(7)	173(2)	
Se3	2.965(24)	175.9(7)	174(2)	
Se4	3.017(24)	175.7(7)	176(2)	
3:				
Se1	3.022(18)	171.8(5)	166(1)	19
Se2	2.997(18)	174.4(8)	177(2)	
1:				
Se1	2.969(9)	172.6(3)	174.0(7)	18
Se2	2.985(8)	172.9(3)	173.2(7)	

The formation of co-crystals between **1–3** and 4,4'-bipyridine was performed by diffusion of Et₂O over an acetone solution of both partners in equimolar quantities. Despite our efforts, good quality crystals were obtained only from **2** and **3**, affording 1:1 adducts. (**2**•bipy) crystallises in the monoclinic system, space group C2/c with the *meta* derivative **2** located on a two-fold axis, and the 4,4'-bipyridine on an inversion centre, hence the 1:1 stoichiometry. As shown in Figure 3, the nitrogen atom of the pyridine moiety competes now efficiently with the nitrogen atom of the nitrile to engage in a short and directional chalcogen bond, whose structural characteristics are collected in Table 2. It gives rise to the formation of hetero-molecular chains running along the (4a–c) direction. Note the particularly strong chalcogen bonding interaction, with a reduction ratio down to 0.82 and a strong linearity, while the orientation of the lone pair of the pyridine moiety is not fully optimal since the angle between the N_{bipy}–C_γ molecular axis and the Se•••N direction amounts to only 165°.



Figure 3. Detail of one chalcogen-bonded chain running along the (4+x, y, -1+z) direction in (**2**•bipy). The orange dotted lines indicate the chalcogen bond interaction.

Table 2. Chalcogen bond characteristics of the (**2**•bipy) and (**3**•bipy) co-crystals

	Se•••N _{bipy} (Å)	C–Se•••N _{bipy} (°)	Se•••N _{bipy} –C _γ (°)
(2 •bipy)	2.830(3)	177.2(1)	165.0(1)
(3 •bipy)	2.897(4)	176.7(1)	165.9(1)

The efficiency of this chalcogen bonding motif is also evidenced from the crystal structure obtained with the *para* isomer, namely (**3**•bipy). It crystallizes in the triclinic system, space group $P\bar{1}$, with both the *para* bis(selenocyanate) derivative **3** and the 4,4'-bipyridine located on inversion centres, hence the 1:1 stoichiometry. As shown in Figure 4, chalcogen bonding interactions between the ditopic donors and acceptors again favour the formation of chains, running here along the (2a –c)

direction, with structural characteristics (Table 2) comparable to those found in (**2**•bipy).

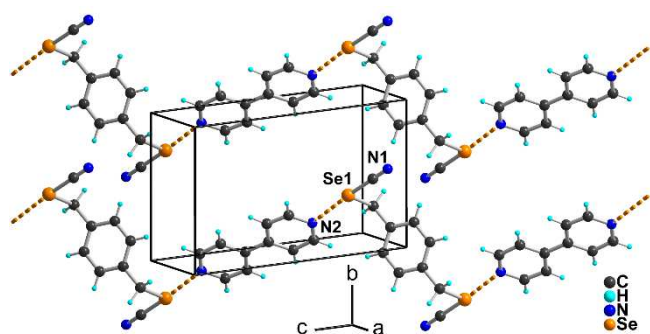


Figure 4. Detail of one chalcogen-bonded chains running along (2a–c) direction in (**3**•bipy). The orange dotted lines indicate the chalcogen bond interaction.

In conclusion, we have highlighted here the very strong tendency of organic selenocyanates to self-crystallise through efficient $\text{Se}\cdots\text{N}\equiv\text{C}$ chalcogen bonding interactions. Competitive crystallizations of the ditopic bis-(selenocyaninato) xylenes with a stronger Lewis base such as 4,4'-bipyridine leads to the recurrent formation of 1D structures with a directional and even shorter $\text{Se}\cdots\text{N}_{\text{bipy}}$ chalcogen bond.

It appears at this stage that such organic selenocyanates are most probably very good candidates, not only in crystal engineering strategies as unravelled here, but also for other applications already envisioned with halogen bonded systems, for example toward the formation of liquid crystals and gels, in anion recognition processes or for their use in organocatalysis.

Notes and references

‡ Crystal data for **2**: $\text{C}_{10}\text{H}_8\text{N}_2\text{Se}_2$, $M = 314.10 \text{ g mol}^{-1}$, crystal dimensions $0.21 \times 0.02 \times 0.01 \text{ mm}$, monoclinic, space group Cc , $a = 5.9696(7)$, $b = 36.720(4)$, $c = 10.2124(11) \text{ \AA}$, $\beta = 95.401(6)^\circ$, $V = 2228.7(4) \text{ \AA}^3$, $Z = 8$, $\rho_{\text{calcd}} = 1.872 \text{ g cm}^{-3}$, $F(000) = 1200$, $\mu = 6.597 \text{ mm}^{-1}$, $T = 293 \text{ K}$, $2\theta_{\text{max}} = 55.37^\circ$. Final results (for 253 parameters) were $R1 = 0.0529$, $wR2 = 0.10$ and $S = 1.018$ for 3849 independent reflections [2328 with $I > 2s(I)$].

Crystal data for (**2**•bipy): $\text{C}_{20}\text{H}_{16}\text{N}_4\text{Se}_2$, $M = 470.29 \text{ g mol}^{-1}$, crystal dimensions $0.13 \times 0.08 \times 0.04 \text{ mm}$, monoclinic, space group $C2/c$, $a = 5.1880(5)$, $b = 14.9962(13)$, $c = 25.101(2) \text{ \AA}$, $\beta = 92.613(3)^\circ$, $V = 1950.8(3) \text{ \AA}^3$, $Z = 4$, $\rho_{\text{calcd}} = 1.601 \text{ g cm}^{-3}$, $F(000) = 928$, $\mu = 3.801 \text{ mm}^{-1}$, $T = 293 \text{ K}$, $2\theta_{\text{max}} = 61.158^\circ$. Final results (for 119 parameters) were $R1 = 0.037$, $wR2 = 0.0877$ and $S = 1.03$ for 3010 independent reflections [2147 with $I > 2s(I)$].

Crystal data for (**3**•bipy): $\text{C}_{20}\text{H}_{16}\text{N}_4\text{Se}_2$, $M = 470.29 \text{ g mol}^{-1}$, crystal dimensions $0.36 \times 0.34 \times 0.06 \text{ mm}$, triclinic, space group $P-1$, $a = 5.3962(4)$, $b = 7.7356(6)$, $c = 11.7477(9) \text{ \AA}$, $\alpha = 99.421(3)$, $\beta = 94.558(2)$, $\gamma = 104.661(2)^\circ$, $V = 464.25(6) \text{ \AA}^3$, $Z = 1$, $\rho_{\text{calcd}} = 1.682 \text{ g cm}^{-3}$, $F(000) = 232$, $\mu = 3.993 \text{ mm}^{-1}$, $T = 293 \text{ K}$, $2\theta_{\text{max}} = 61.102^\circ$. Final results (for 118 parameters) were $R1 = 0.0412$, $wR2 = 0.0841$ and $S = 1.022$ for 2831 reflections [2161 with $I > 2s(I)$].

- G. Cavallo, P. Metrangolo, R. Milani, T. Pilati, A. Priimagi, G. Resnati and G. Terraneo, *Chem. Rev.* 2016, **116**, 2478; L. C. Gilday, S. W. Robinson, T. A. Barendt, M. J. Langton, B. R. Mullaney and P. D. Beer, *Chem. Rev.*, 2015, **115**, 7118.
- V. R. Thalladi, B. S. Goud, V. J. Hoy, F. H. Allen, J. A. K. Howard and G. R. Desiraju, *Chem. Commun.*, 1996, 401; C. B. Aakeröy, N. R.

- Champness, and C. Janiak, *CrystEngComm* 2010, **12**, 22; G. R. Desiraju, *Angew. Chem., Int. Ed. Engl.*, 1995, **34**, 2311.
- P. Metrangolo, G. Resnati, T. Pilati and S. Biella, *Struct. Bond.*, 2008, **126**, 105.
- R. B. Walsh, C. W. Padgett, P. Metrangolo, G. Resnati, T. W. Hanks and W. T. Pennington, *Cryst. Growth Des.*, 2001, **1**, 165.
- For one most recent example see: T. A. Schau, R. Sure, F. Hampel, S. Grimme, and M. Kivala, *Chem. Eur. J.*, 2017, **23**, 5687
- T. Clark, M. Hennemann, J. S. Murray, and P. Politzer, *J. Mol. Model.*, 2007, **13**, 291.
- J. S. Murray, P. Lane, T. Clark and P. Politzer, *J. Mol. Model.*, 2007, **13**, 1033; P. Politzer, J. S. Murray and T. Clark, *Phys. Chem. Chem. Phys.* 2013, **15**, 11178; P. Politzer, J. S. Murray, G. V. Janjic and S. D. Zaric, *Crystals*, 2014, **4**, 12; J. S. Murray, P. Lane and P. Politzer, *J. Mol. Model.*, 2009, **15**, 723.
- E. Alikhani, F. Fuster, B. Madebene and S. J. Grabowski, *Phys. Chem. Chem. Phys.*, 2014, **16**, 2430.
- Y. Berrueta Martinez, L. S. Rodriguez Pirani, M. F. Erben, R. Boese, C. G. Reuter, Y. V. Vishnevskiy, N. W. Mitzel and C. O. Della Vedova, *ChemPhysChem*, 2016, **17**, 1463; Y. Berrueta Martinez, L. S. Rodriguez Pirani, M. F. Erben, C. G. Reuter, Y. V. Vishnevskiy, H. G. Stammer, N. W. Mitzel and C. O. Della Vedova, *Phys. Chem. Chem. Phys.*, 2015, **17**, 15805.
- M. Brezgunova, J. Liefbrig, E. Aubert, S. Dahaoui, P. Fertey, S. Lebègue, J. Angyan, M. Fourmigué and E. Espinosa, *Cryst. Growth Des.*, 2013, **13**, 3283.
- A. F. Cozzolino, P. J. W. Elder and I. Vargas-Baca, *Coord. Chem. Rev.*, 2011, **255**, 1426.
- A. Kremer, A. Fermi, N. Biot, J. Wouters and D. Bonifazi, *Chem. Eur. J.*, 2016, **22**, 5665.
- P. C. Ho, P. Szydłowski, J. Sinclair, P. J. W. Elder, J. Kübel, C. Gendy, L. M. Lee, H. Jenkins, J. F. Britten, D. R. Morim and I. Vargas-Baca, *Nat. Commun.*, 2016, **7**, 11299.
- J. Y. C. Lim, I. Marques, A. L. Thompson, K. E. Christensen, V. Felix and P. D. Beer, *J. Am. Chem. Soc.*, 2017, **139**, 3122; G. E. Garret, E. I. Carrera, D. S. Seferos and M. S. Taylor, *Chem. Commun.*, 2016, **52**, 9881; S. Benz, M. Macchione, Q. Verolet, J. Mareda, N. Sakai and S. Matile, *J. Am. Chem. Soc.*, 2016, **138**, 9093; S. Benz, J. Lopez-Andarias, J. Mareda, N. Sakai and S. Matile, *Angew. Chem. Int. Ed.*, 2017, **56**, 812.
- P. Cardillo, E. Corradi, A. Lunghi, S. V. Meille, M. T. Messina, P. Metrangolo and G. Resnati, *Tetrahedron*, 2000, **56**, 5535; E. Corradi, S. V. Meille, M. T. Messina, P. Metrangolo and G. Resnati, *Tetrahedron Lett.*, 1999, **40**, 7519.
- With intramolecular chalcogen bonds, see for example CCDC references: AHEQIN, FAGGAV, GIYJUV. For aromatic selenocyanates: BATDIJ, CIBFUP, KABTAJ, KABTEN, WERYAT, SECNBZ. For aliphatic selenocyanates: GOHMEW, ZUTTAL, CIGGEE, SOHQOX and YUNSIK.
- K. Maartmann-Moe, K. A. Sanderud and J. Songstad, *Acta Chem. Scand. A*, 1987, **38**, 187.
- S. L. W. McWhinnie, A. B. Brooks and I. Abrahams, *Acta Crystallogr., Sect. C: Cryst. Struct. Commun.* 1998, **54**, 126.
- A. Lari, R. Gleiter and F. Rominger, *Eur. J. Org. Chem.*, 2009, 2267.
- M. Hojjatie, S. Muralidharan and H. Freiser, *Tetrahedron*, 1989 **45**, 1611.
- M. D. Esrafilii and N. Mohammadirad, *Mol. Phys.*, 2015, **113**, 3282.
- J. George, V. L. Deringer, and R. Dronskowski, *J. Phys. Chem. A*, 2014, **118**, 3193.
- K.-H. Linke and F. Lemmer, *Z. Anorg. Allg. Chem.*, 1966, **345**, 211–216; T. M. Klapötke, B. Krumm and M. Scherr, *Inorg. Chem.*, 2008, **47**, 7025.
- T. M. Klapötke, B. Krumm, J. C. Gálvez-Ruiz, H. Nöth and I. Schwab, *Eur. J. Inorg. Chem.*, 2004, 4764–4769

Graphical abstract

Organic selenocyanates can act as powerful chalcogen bond donors, with themselves or with Lewis bases.

