



Access to (Hetero) arylated Selenophenes via Palladium-catalysed Stille, Negishi or Suzuki Couplings or C-H Bond Functionalization Reaction

Aymen Skhiri, Ridha Ben Salem, Jean-François Soulé, Henri Doucet

► To cite this version:

Aymen Skhiri, Ridha Ben Salem, Jean-François Soulé, Henri Doucet. Access to (Hetero) arylated Selenophenes via Palladium-catalysed Stille, Negishi or Suzuki Couplings or C-H Bond Functionalization Reaction. *ChemCatChem*, 2017, 9 (15), pp.2895–2913. 10.1002/cctc.201700256 . hal-01578539

HAL Id: hal-01578539

<https://univ-rennes.hal.science/hal-01578539>

Submitted on 29 Aug 2017

HAL is a multi-disciplinary open access archive for the deposit and dissemination of scientific research documents, whether they are published or not. The documents may come from teaching and research institutions in France or abroad, or from public or private research centers.

L'archive ouverte pluridisciplinaire **HAL**, est destinée au dépôt et à la diffusion de documents scientifiques de niveau recherche, publiés ou non, émanant des établissements d'enseignement et de recherche français ou étrangers, des laboratoires publics ou privés.

Access to (hetero)arylated selenophenes via palladium-catalysed Stille, Negishi or Suzuki couplings or C-H bond functionalization reaction

Aymen Skhiri,^[a,b] Ridha Ben Salem,^[b] Jean-François Soulé,^{[a]*} Henri Doucet^{[a]*}

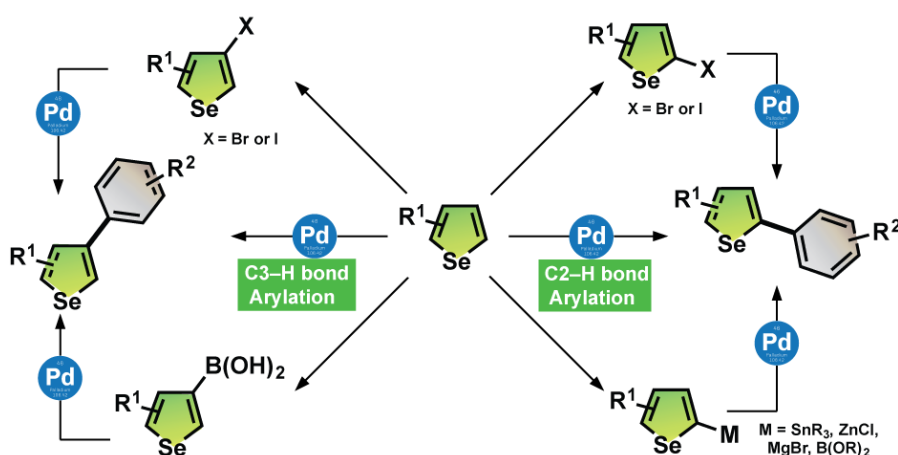
[a] A. Skhiri, Dr. J-F. Soulé, Dr. H. Doucet

Institut des Sciences Chimiques de Rennes, UMR 6226 CNRS-Université de Rennes 1
"Organométalliques, Matériaux et Catalyse", Campus de Beaulieu, 35042 Rennes, France.
Tel: +(33) 0223233206; +(33) 0223236384.

E-mail: jean-francois.soule@univ-rennes1.fr, henri.doucet@univ-rennes1.fr

[b] A. Skhiri, Prof. R. Ben Salem

Laboratoire de Chimie Organique Physique (UR 11ES74) Université de Sfax, Faculté des Sciences de Sfax, Route de la Soukra km 4, 3038 Sfax, Tunisie.



Abstract: (Hetero)aryl-substituted selenophenes exhibit important physical properties especially for optoelectronics. Palladium-catalysed coupling reactions currently represent the most efficient methods to prepare such (hetero)arylated selenophene derivatives. Initially, Stille coupling was the most efficient reaction for the synthesis of these compounds; however, over the last decade, Suzuki coupling is the most commonly employed coupling reaction. Recently, Pd-catalysed arylation via the C-H bond activation of selenophenes has proved to be a very convenient alternative method for the preparation of several aryated selenophenes as there is no need to prepare organometallic derivatives. In this review, the progress and substrate scope in the synthesis of both C2- and C3-arylated selenophenes via Pd-catalysis are summarized.

1. Introduction

2. C2-arylation of selenophenes

2.1 C2-arylation via Stille coupling

2.2 C2-arylation via Negishi or Kumada coupling

2.3 C2-arylation via Suzuki coupling

2.4 C2-arylation via C-H bond functionalization

3. C3-arylation of selenophenes

3.1 C3-arylation via Stille coupling

3.2 C3-arylation via Negishi coupling

3.3 C3-arylation via Suzuki coupling

3.4 C3-arylation via C-H bond functionalization

4. Conclusions and perspectives

5. References

1. Introduction

(Poly)aryl-containing selenophenes represents a class of molecules which exhibit important physical properties, especially for the preparation of artificial photosynthetic systems for solar energy conversion.^[1] Some copolymers containing selenophene and thiophene units exhibit broad optical absorption properties.^[1a] Benzotriazole-based dipolar dyes containing selenophene have been recently developed as sensitizers for dye-sensitized solar cells.^[1b] Small molecules using selenophene as electron linker for application in solar cells have also been described.^[1c] Selenophene units have also been included in tetracationic cyclophanes for the preparation of photosynthetic systems.^[1d] Moreover, the recent high number of patent publications concerning selenophene derivatives highlights the importance of these motifs in the search for new materials.

The most classical methods for the synthesis of (hetero)arylated selenophenes are through the use of transition-metal mediated reactions.^[2] Among these methods, currently the Pd-catalysed Stille, Negishi, Kumada and especially Suzuki-Miyaura couplings represent the most important reactions. They allow the preparation of both C2- and C3-(hetero)arylated selenophenes and also poly(hetero)arylated selenophenes. However, they require the preliminary preparation of an organometallic (or boron) derivative of an (hetero)aryl derivative, and provide an organometallic salt (MX) as by-product. In recent years, a few examples of Pd-catalysed C2- and C3-functionalizations of

selenophenes via C–H bond activation have also been reported providing a straightforward method for the synthesis of arylated selenophenes.

The Pd-catalysed arylation of heteroaromatics has been covered in the last years by several relevant reviews.^[3] However, to the best of our knowledge, there is no review focussing on the palladium-catalysed arylation of selenophenes. In this review, we summarize the developments concerning intermolecular palladium-catalysed arylations of selenophenes. In the first part, (hetero)arylations at C2- and/or C5-positions of selenophenes *via* Stille, Negishi, Kumada, Suzuki couplings and also *via* C-H functionalisation shall be reviewed. In the second part, the Pd-catalysed C3- and/or C4-(hetero)arylations of selenophenes will be discussed. The remaining challenges in the field are evoked to conclude.

2. C2-arylation of selenophenes

From selenophene, which is a commercially available compound, 2-bromoselenophene and 2,5-dibromoselenophene can be regioselectively obtained by reaction with *N*-bromosuccinimide (NBS); whereas, no formation of 3-bromoselenophene was observed.^[4c,d] This is currently the most common route for access to bromo-substituted selenophenes. Bromination reactions at C5-position of 2-selenophenecarboxaldehyde and 2-acetylselenophene in the presence of bromine have also been reported.^[4b] The reaction of selenophene with butyllithium followed by addition of iodine gave 2-iodoselenophene or 2,5-diiodoselenophene (Fig. 1, left).^[4c] The deprotonation of selenophenes by butyllithium followed by addition of trialkyltin chlorides provides the 2-(trialkylstannyl)selenophenes.^[4a] Treatment of selenophene by butyllithium, then by a boronate affords the 2-thienylboronates (Fig. 1, right).^[4d] From these functionalized selenophenes, several examples of Stille or Suzuki couplings have been described.

4

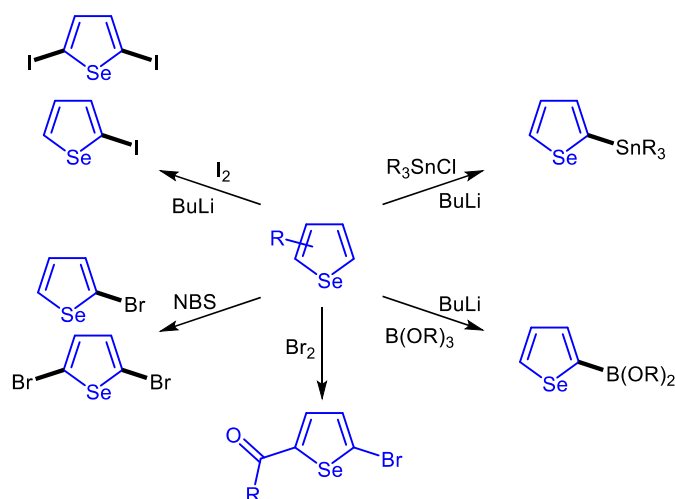
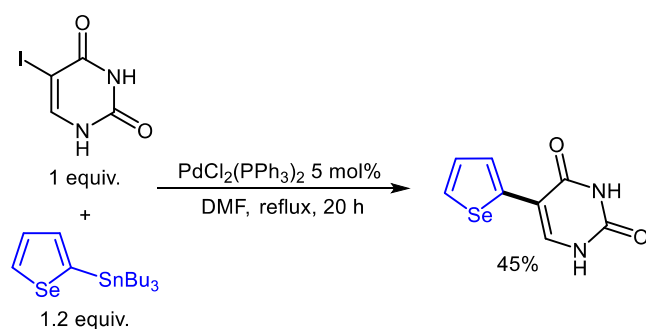


Figure 1

2.1 C2-arylation via Stille coupling

The first example of C2-functionalisation of a selenophene via Stille coupling was reported in 1990 by Gronowitz et al. The reaction of 2-(tributylstannyl)selenophene with 5-iodouracil using 5 mol% $\text{PdCl}_2(\text{PPh}_3)_2$ catalyst gave the expected coupling product in 45% yield (Scheme 1).^[5a] This group also reported in 1990 that from 2,5-dibromothiazole and 2-(tributylstannyl)selenophene, the corresponding 2,5-diheteroarylated thiazole could be obtained in 8% yield.^[4a] A very similar procedure was employed in 2013 by Srivatsan et al. for the synthesis of an uracil derivative (uridine) containing a selenophene substituent at C5-position.^[5b]

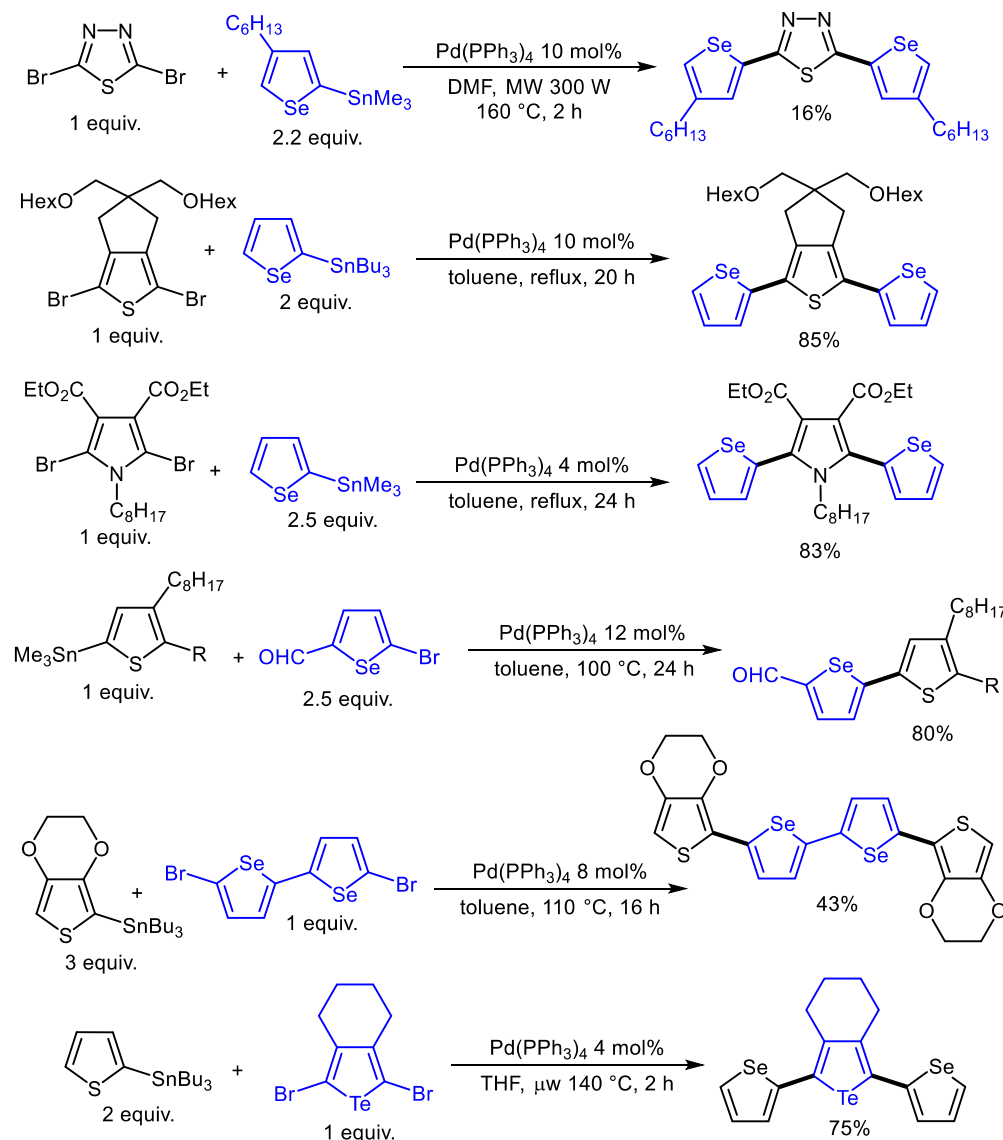


Scheme 1

Since then, Stille coupling has been employed by several groups for access to a variety C2-heteroarylated selenophenes (Scheme 2). In 2007, Skabara et al. prepared, via Stille coupling, a conjugated triheteroaryl compound containing a central 1,3,4-thiadiazole and selenophene peripheral

units in low yield (Scheme 2, top). For this coupling 2,5-dibromo-1,3,4-thiadiazole and (4-hexylselenophen-2-yl)trimethylstannane were employed as the coupling partners and 10 mol% Pd(PPh₃)₄ as catalyst.^[6] A better yield of 85% for the coupling of a 2,5-dibromothiophene derivative with 2-tributylstannylselenophene was obtained by Takiyima et al. (Scheme 2, middle). They performed the reaction with 10 mol% Pd(PPh₃)₄ as catalyst in toluene under reflux.^[7] 2-Tributylstannylselenophene and a 2,5-dibromopyrrole were successfully coupled, under the same reaction conditions, by Hwang, Hyun et al. affording a 2,5-di(selenophen-2-yl)-pyrrole-3,4-dicarboxylate in 83% yield (Scheme 2, middle).^[8] These reaction conditions also allowed the preparation of (selenophen-2-yl)thiophenes from a 2-bromoselenophene or 5,5'-dibromo-2,2'-biselenophene and a 2-trimethylstannylthiophene (Scheme 2, middle).^[1b,9] An example of Stille coupling of a 2,5-dibromotellurophene with 2-tributylstannylthiophene has also been described with Pd(PPh₃)₄ catalyst, showing that 2-bromo-substituted tellurophene and selenophene exhibit a similar reactivity for this coupling (Scheme 2, bottom).^[10]

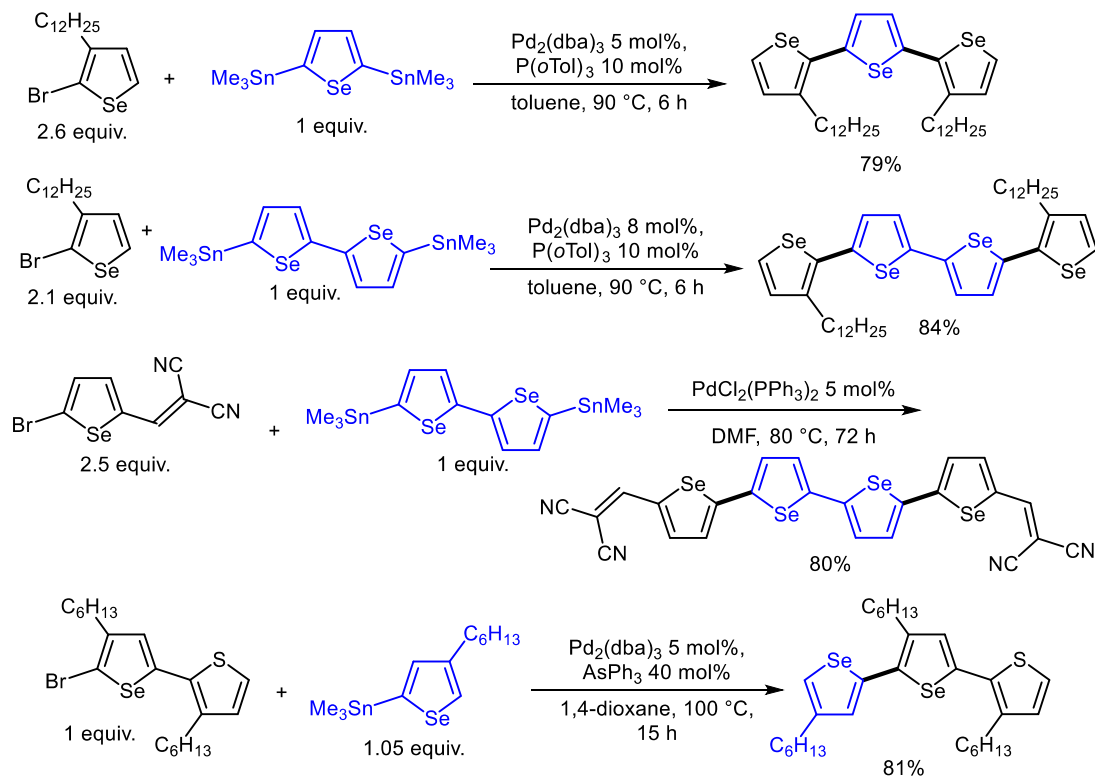
6



Scheme 2

A few examples of Pd-catalysed C-C bond formation by coupling of two selenophene derivatives have been reported (Scheme 3). For example, Stille reaction allowed to prepare terselenophenes by coupling of a 3-alkyl-2-bromoselenophene with 2,5-bis(trimethylstannyl)selenophene (Scheme 3, top). Moreover, this terselenophene treated by *N*-bromosuccinimide and then BuLi/Me₃SnCl gave the corresponding 5,5'-bis(trimethylstannyl)-terselenophene which, after a second Stille coupling, provides a pentaselenophene derivative.^[11a,b] This procedure also allowed to prepare a tetraselenophene in good yield from a 5,5'-bis(trimethylstannyl)-2,2'-biselenophene and a 2-bromoselenophene (Scheme 3, middle).^[11c] Another tetraselenophene has been prepared in 80% yield using a 2-substituted 5-bromoselenophene and again 5,5'-bis(trimethylstannyl)-2,2'-biselenophene, but with PdCl₂(PPh₃)₂ as

catalyst (Scheme 3, middle).^[12] An example of coupling of a thienyl-substituted 2-bromoselenophene with a 2-trimethylstannylthiophene using $\text{Pd}_2(\text{dba})_3$ associated to AsPh_3 as catalytic system has also been reported recently (Scheme 3, bottom).^[13]

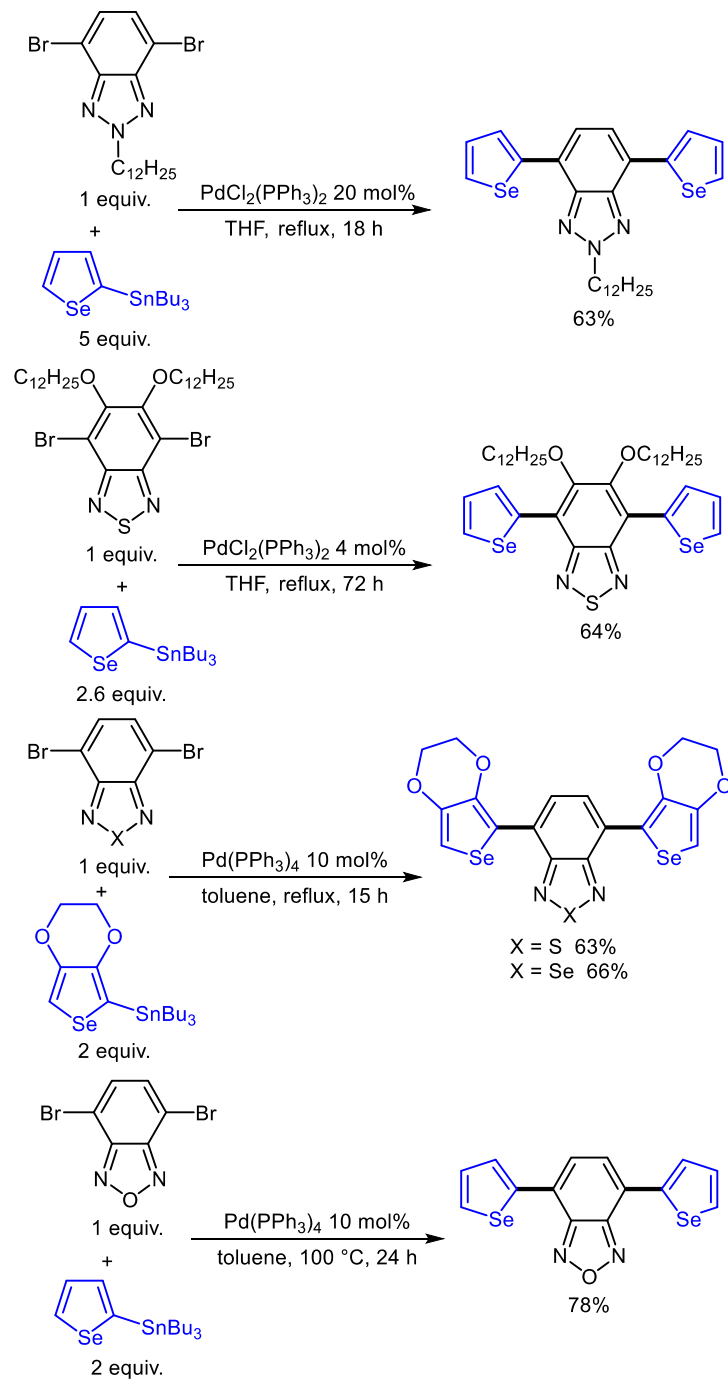


Scheme 3

Benzotriazoles, benzothiadiazoles, benzoxadiazoles or even benzoselenodiazoles are often employed as central units of polyheteroaromatic monomers which are polymerised to prepare organic photovoltaics. In several cases, selenophene substituents have been introduced as peripheral units at C4 and C7 positions on these azole derivatives to tune their physical properties (Scheme 4).^[14-17] For example, a 4,7-dibromobenzotriazole, using 2-tributylstannylselenophene as selenophene source, was employed for the synthesis of a 4,7-di(selenophen-2-yl)benzotriazole, which was then polymerized (Scheme 4, top).^[14a] This Stille coupling was performed using $\text{PdCl}_2(\text{PPh}_3)_2$ as catalyst in THF under reflux. Under the same reaction condition using DMF as solvent, the coupling of 4,7-dibromo-[1,2,5]selenadiazolo[3,4-c]pyridine with 2-tributylstannylselenophene gave the corresponding coupling product in 70% yield.^[14b] From a 4,7-dibromobenzothiadiazole derivative, under similar reaction conditions, the corresponding 4,7-di(selenophen-2-yl)benzothiadiazole was obtained in similar yield (Scheme 4, middle).^[15] A 4,7-dibromo-2,1,3-benzoselenodiazole has been reacted with 2-(tributylstannyl)-3,4-ethylenedioxyseleophene using 10 mol% $\text{Pd}(\text{PPh}_3)_4$ as catalyst in toluene (Scheme

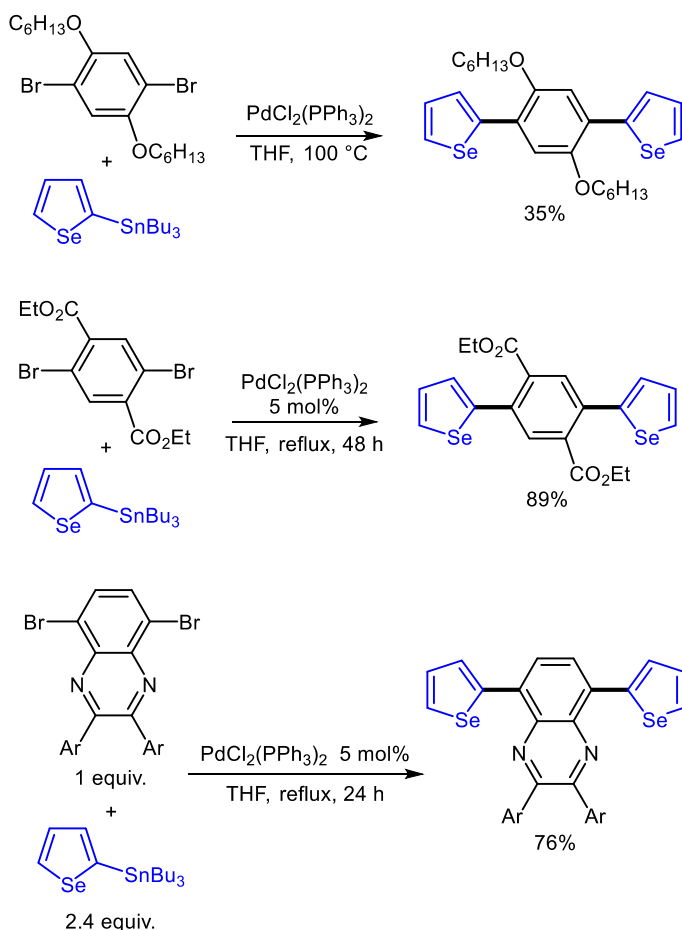
8

4, middle).^[16] Again the expected 4,7-diheteroarylated benzoselenodiazole derivative was obtained in good yield. The preparation, under the same reaction conditions, of a benzoxadiazole substituted at C4 and C7 positions by selenophene units from a 4,7-dibromobenzoxadiazole has been reported in 2012 by Zade et al. (Scheme 4, bottom).^[17]



Scheme 4

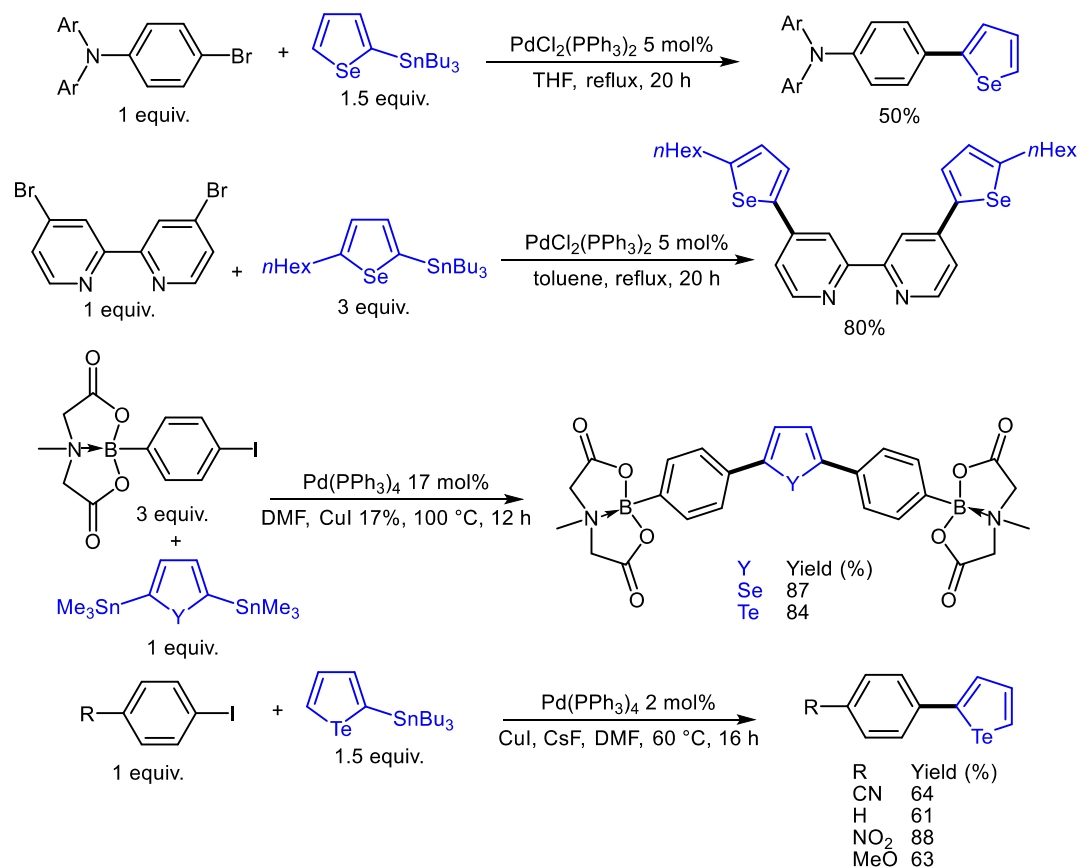
In 2009, Toppare et al. prepared an electrochromic polymer from a 1,4-di(selenophen-2-yl)benzene derivative. This monomeric selenophene derivative was obtained by reaction of 1,4-dibromo-2,5-bis(hexyloxy)benzene with 2-(tributylstannyl)selenophene via Stille coupling using $\text{PdCl}_2(\text{PPh}_3)_2$ catalyst and THF as solvent.^[18a,b] The target product was obtained in 35% yield (Scheme 5, top). Four years later, Jen et al. described that the coupling of 2-(tributylstannyl)selenophene with more electron-deficient diethyl 2,5-dibromoterephthalate, under similar conditions, led to the polyaromatic benzene derivative containing two peripheral selenophene units in a better yield of 89% (Scheme 5, middle).^[19] A quinoxaline derivative was heteroarylated with 2-(tributylstannyl)selenophene at positions C5 and C8 using the same reaction conditions (Scheme 5, bottom).^[20] A good yield of 76% in the desired product, which was polymerized to prepare polymer semiconductors, was obtained.



Scheme 5

In 2009, in order to prepare dye-sensitized solar cells based on organic sensitizers, conjugated systems were prepared by Stille coupling using 2-(tributylstannyl)selenophene and a 4-bromoaniline as reaction partners. The expected product was obtained in 50% yield (Scheme 6, top).^[21] A higher yield of 70%

had been obtained by Zade et al. for the synthesis of a very similar compound, using 5 mol% $\text{Pd}(\text{PPh}_3)_4$ in toluene under reflux as reaction conditions.^[22] Wang group also reported in 2009 the coupling of 2-hexyl-5-(tributylstannyl)selenophene with 4,4'-dibromo-2,2'-bipyridine.^[23] The expected 4,4'-bis(5-hexylselenophen-2-yl)-2,2'-bipyridine was obtained in 80% yield (Scheme 6, middle). A permanently porous hydrogen-bonded organic framework with two *N*-methyliminodiacetic acid (MIDA) boronate termini has been prepared in 87% yield by Seteros et al. from 2,5-bis(trimethylstannyl)selenophene and an iodobenzene derivative using $\text{Pd}(\text{PPh}_3)_4$ as catalyst, CuI as additive in DMF. (Scheme 6, middle).^[24a] Moreover, a 2,5-bis(trimethylstannyl)tellurophene could also be employed for this reaction. It should be mentioned that, under these conditions, the C-B bond remained untouched. The reactivity of selenophene and tellurophene for Stille coupling appears to be similar. For example, the reaction of tributyl(tellurophen-2-yl)stannane with a set of aryl iodides using 2 mol% $\text{Pd}(\text{PPh}_3)_4$ catalyst also affords the 2-arylated tellurophenes in good yields (Scheme 6, bottom).^[24b]



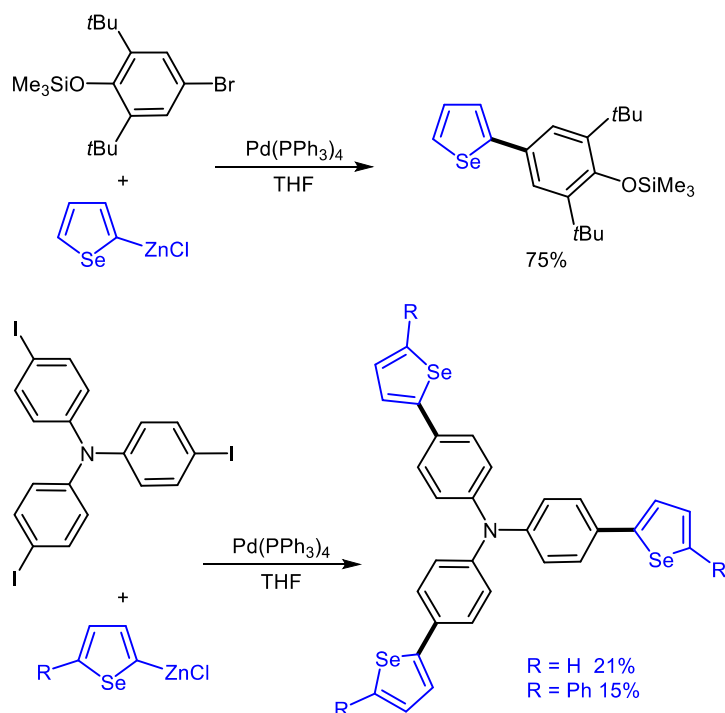
Scheme 6

In summary, both 2-bromoselenophenes and 2-(trialkylstannyl)selenophenes can be employed for such Stille couplings. In most cases, $\text{Pd}(\text{PPh}_3)_4$ or $\text{PdCl}_2(\text{PPh}_3)_2$ were used as the catalysts, but in a few cases,

$\text{Pd}_2(\text{dba})_3$ associated to phosphine or arsine ligands were also used. The most common solvents are toluene, THF or DMF and the reactions were generally conducted under reflux. Even if stannyl derivatives are not considered as suitable reaction partners for coupling reactions in terms of “green chemistry”, Stille coupling currently represents a very robust methodology for the preparation of a variety of 2-(hetero)arylselenophenes. So far, there was little study on ligand effect in these couplings. It could be a good entry to improve the yields for the most challenging substrates.

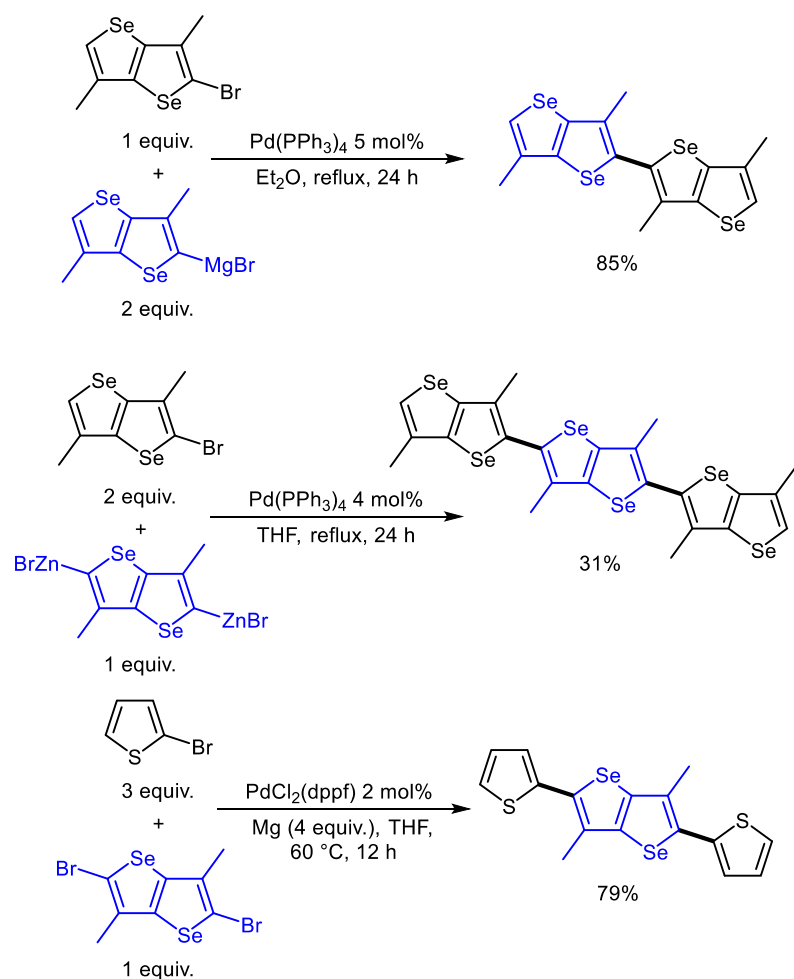
2.2 C2-arylation via Negishi or Kumada couplings

As selenophen-2-ylzinc halides or selenophen-2-ylmagnesium halides have to be prepared *in situ*, very few examples of Negishi or Kumada couplings for the synthesis of 2-(hetero)arylselenophenes have been described. In 1988, Zimmer et al. reported the $\text{NiCl}_2(\text{dppp})$ -catalysed coupling of 2-bromoselenophene or 2,5-dibromoselenophene with thiophen-2-ylmagnesium bromide.^[25] A Pd-catalysed Negishi coupling for access to 2-arylated selenophenes was reported in 1996 by Takahashi and Gunji (Scheme 7, top).^[26] Using selenophen-2-ylzinc chloride and an aryl bromide in the presence of $\text{Pd}(\text{PPh}_3)_4$ catalyst, they obtained the coupling product in 75% yield. Using similar reaction conditions, tris(4-iodophenyl)amine was found to react with selenophen-2-ylzinc chlorides to afford triheteroarylated triphenylamines in moderate yields (Scheme 7, bottom).^[27]



Scheme 7

In 1996, Nakayama et al. reported that a solution of a (selenopheno[3,2-*b*]selenophen-2-yl)magnesium bromide could be coupled with a 2-bromoselenopheno[3,2-*b*]selenophene in the presence of palladium or nickel catalysts (Scheme 8, top).^[28a] The best result was obtained using 5 mol% Pd(PPh₃)₄ catalyst, with the formation of coupling product in 85% yield. They also reported that a solution of a zinc derivative, prepared by treatment of a selenoloselenophene by *n*BuLi followed by addition of ZnBr₂, reacts with a 2-bromoselenopheno[3,2-*b*]selenophene to give the corresponding trimer in 31% yield (Scheme 8, middle). Based on these results, Chi, Shim et al. reported in 2009 the coupling of 2-bromothiophene with a 2-bromoselenophene derivative in the presence of magnesium and a palladium catalyst (Scheme 8, bottom).^[28b] The target product was obtained in 79% yield. This reaction proceeds *via* the formation of a thiophen-2-ylmagnesium bromide intermediate. The polymerization of a 2-bromo-3-octylselenophen-5-yl zinc bromide for the synthesis of a poly(3-octylselenophene) via palladium-catalysis has also been described.^[28c]

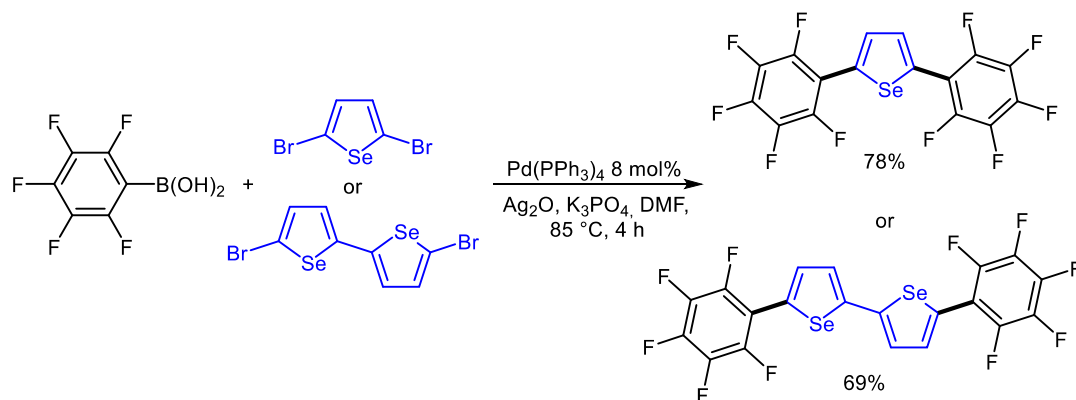


Scheme 8

In summary, if a few examples of Pd-catalysed Negishi or Kumada couplings using selenophen-2-ylzinc chlorides have been reported, it does not appear to be the most convenient route to prepare 2-(hetero)arylated selenophenes, as freshly prepared prepared solutions of the zinc or magnesium derivatives were generally employed.

2.3 C2-arylation via Suzuki coupling

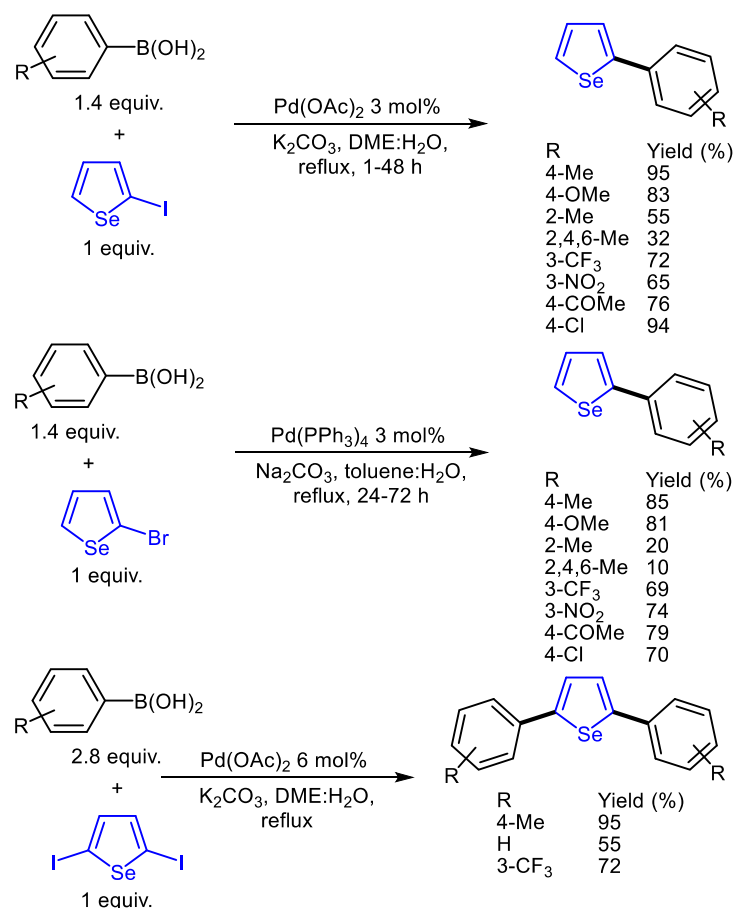
Over the last decade, several examples of synthesis of 2-arylselenophenes employing Suzuki coupling have been described (Schemes 9-17). In 2005, Takimiya et al. reported the reaction of 2,5-dibromoselenophene or 5,5'-dibromo-2,2'-biselenophene with pentafluorophenylboronic acid (Scheme 9).^[29a] The diarylated selenophene derivatives were obtained in good yield using Pd(PPh₃)₄ as catalyst in the presence of a mixture of Ag₂O and K₃PO₄ as bases. They employed a similar procedure for the 2,6-diarylation of a 2,6-diiodobenzodiselenophene using 4-fluoro-, 4-cyano- or 4-trifluoromethylbenzeneboronic acids and also pentafluorophenylboronic acid as aryl sources.^[29b]



Scheme 9

One year later, Zeni et al. studied the scope of the synthesis of 2-arylselenophenes via Suzuki coupling using 2-iodoselenophene, 2-bromoselenophene and also 2,5-diiodoselenophene.^[30] The reaction of 2-iodoselenophene with arylboronic acids bearing electron-withdrawing or electron-donating substituents proceeded cleanly in the presence of 3 mol% Pd(OAc)₂, K₂CO₃/H₂O in DME (Scheme 10, top). As these reaction conditions gave lower yields with 2-bromoselenophene than with the corresponding iodide, they modified the catalytic system to 3 mol% Pd(PPh₃)₄, using toluene as solvent and Na₂CO₃ as base. Under these conditions, 2-bromoselenophene was coupled with arylboronic acids bearing

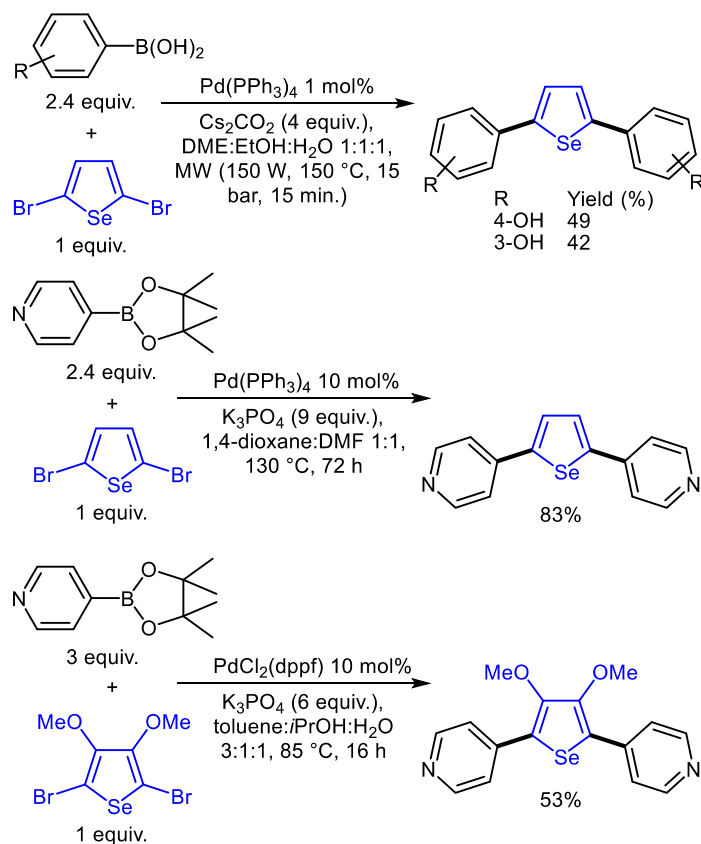
electron-withdrawing or electron-donating substituents in similar yields (Scheme 10, middle). They also investigated, the possibility of generating 2,5-diarylselenophenes from 2,5-diiodoselenophene and arylboronic acids. Under the same reaction conditions described for the coupling with 2-iodoselenophene, the 2,5-diarylated selenophene derivatives were formed in good yields (Scheme 10, bottom). This method was employed by Kimura and Murakami for the preparation of 2,5-diphenylselenophene.^[31]



Scheme 10

Hartman et al. employed a quite similar procedure to prepare 2,5-diphenol-substituted selenophenes (Scheme 11).^[32a] Target compounds were obtained in moderate yields, under microwave assisted conditions in a mixture of DME/EtOH/water as solvent using Cs₂CO₃ as base and only 0.1 mol% Pd(PPh₃)₄ as catalyst (Scheme 11, top). 2,5-Dibromoselenophene also reacted nicely with 4-pyridineboronic pinacol ester using 4 mol% Pd(PPh₃)₄ as catalyst, affording 4,4'-(2,5-selenophenediyl)bispypyridine in 83% yield (Scheme 11, middle).^[1c] A slightly different procedure was employed by Fujita et al. for the preparation of a selenophene ligand containing pyridine units at C2-

and C5-positions (Scheme 11, bottom). This ligand was used for the self-assembly synthesis of a spherical structure that contains 30 palladium ions and 60 selenophene ligands.^[32b]



Scheme 11

In 2008, Langer et al. studied the reactivity of 2,3,4,5-tetrabromoselenophene, which can be obtained in high yield by reaction of selenophene with an excess of bromine (7 equiv.) in CH_2Cl_2 at $0\text{ }^\circ\text{C}$, in Suzuki coupling (Scheme 12).^[33] In the presence of 1.3 equiv. of arylboronic acids, they obtained the mono-C2-arylated 3,4,5-tribromoselenophene derivatives in 47-68% yields. Then, one of these monoarylated compounds, reacted with an other arylboronic acid, gave the non-symmetrical 2,5-diarylated 3,4-dibromoselenophene in 80% yield (Scheme 12, top). Symmetrical 2,5-diarylated 3,4-dibromoselenophenes can be obtained in moderate to high yields in one step from 2,3,4,5-tetrabromoselenophene using 2.1 equiv. of arylboronic acids and 5 mol% $\text{Pd}(\text{OAc})_2/\text{SPhos}$ or 5 mol% $\text{Pd}(\text{PPh}_3)_4$ as catalysts (Scheme 12, bottom). Slightly lower yields were generally obtained in the presence of $\text{Pd}(\text{PPh}_3)_4$. It should be mentioned that there are some drawbacks to this methodology as 2,3,4,5-tetrabromoselenophene is a quite unstable compound which has to be stored at $-18\text{ }^\circ\text{C}$ under argon; moreover, the separation of the mono- and di-arylated products is difficult.

Reaction scheme for the synthesis of 2,3,4,5-tetrabromo-6-(4-ethoxyphenyl)sephenyl (10) and 2,3,4,5-tetrabromo-6-(4-methoxyphenyl)sephenyl (11):

Starting materials: 4-ethoxyphenylboronic acid (1.3 equiv.) and 2,3,4,5-tetrabromosephenyl (1 equiv.).

Reaction conditions: $\text{Pd}(\text{PPh}_3)_4$ (5 mol%), K_3PO_4 (4 equiv.), dioxane:toluene: H_2O (2:2:1), reflux, 8 h.

Yields:

R	Yield (%)
4-Et	50
4-MeO	68
3-Ph	47

Reaction scheme for the synthesis of 2,3,4,5-tetrabromo-6-(4-ethoxyphenyl)sephenyl (10) and 2,3,4,5-tetrabromo-6-(4-methoxyphenyl)sephenyl (11) from 4-ethoxyphenylboronic acid (1.1 equiv.) and 2,3,4,5-tetrabromosephenyl (1.1 equiv.):

Reaction conditions: $\text{Pd}(\text{OAc})_2$ (5 mol%), K_3PO_4 (4 equiv.), dioxane:toluene (1:1), reflux, 8 h.

Yield: 80%.

Reaction scheme for the synthesis of 2,3,4,5-tetrabromo-6-(4-ethoxyphenyl)sephenyl (10) and 2,3,4,5-tetrabromo-6-(4-methoxyphenyl)sephenyl (11) from 4-ethoxyphenylboronic acid (2.2-3 equiv.) and 2,3,4,5-tetrabromosephenyl (1 equiv.):

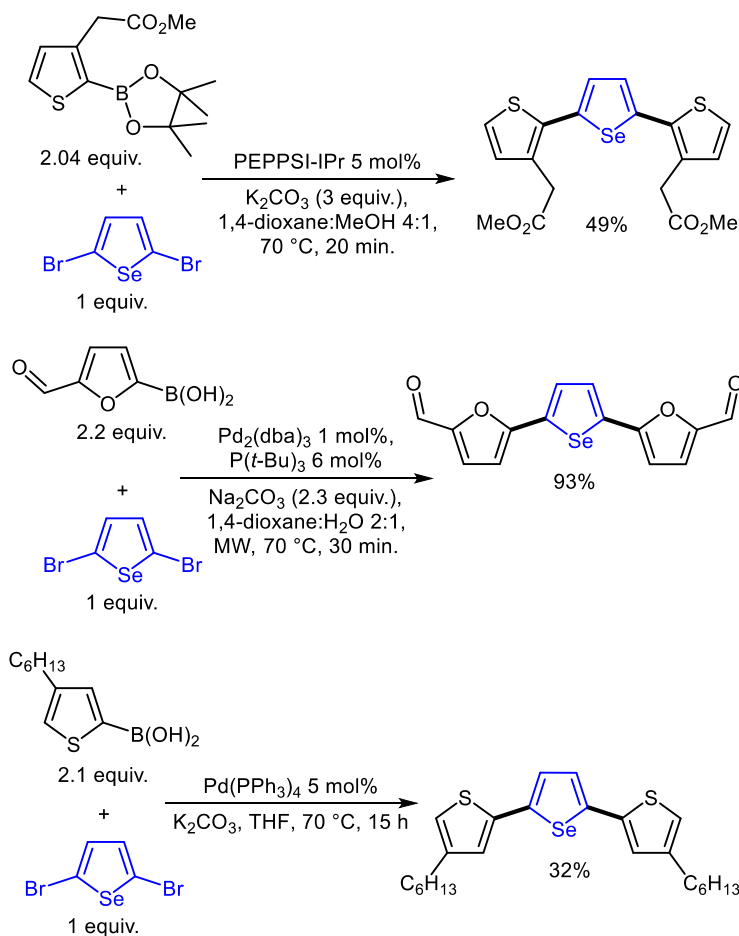
Reaction conditions: $\text{Pd}(\text{OAc})_2$ (5 mol%), SPhos (10 mol%), K_3PO_4 (4 equiv.), 1,4-dioxane:toluene (1:1), reflux, 8 h.

Yields:

Ar	Yield (%)
4-EtC ₆ H ₄	83, 69*
3,5-Me ₂ C ₆ H ₃	79, 65*
4-MeOC ₆ H ₄	82
3-ClC ₆ H ₄	15, 45*
2-MeOC ₆ H ₄	68, 42*
4-MeC ₆ H ₄	83*
4-BrC ₆ H ₄	55*
3-PhC ₆ H ₄	48*

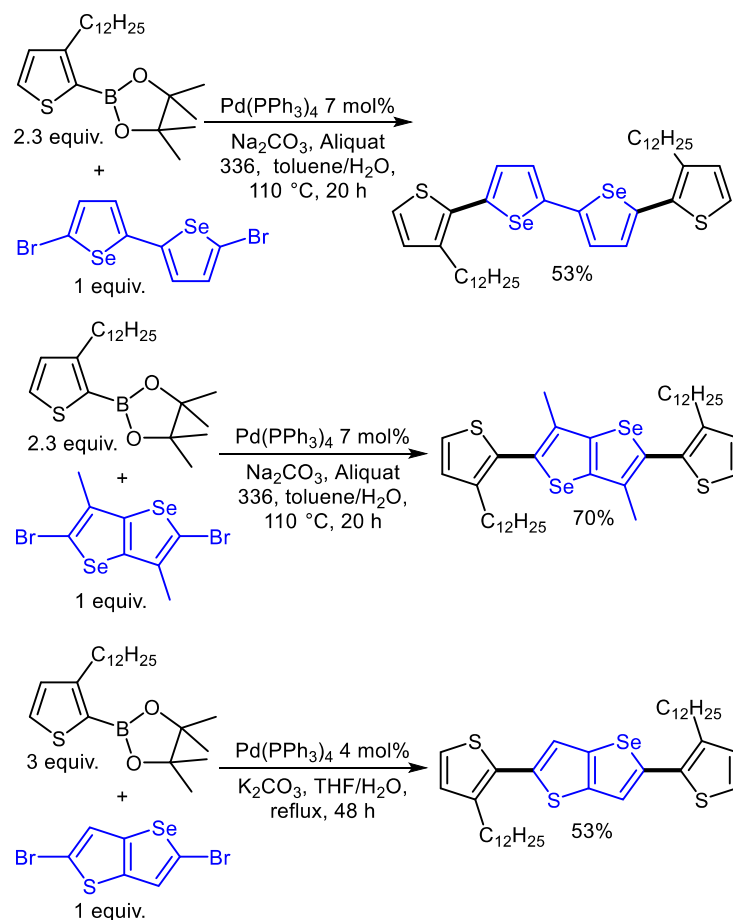
*: ArB(OH)₂ 2.5 equiv., $\text{Pd}(\text{PPh}_3)_4$ 5 mol%, dioxane:toluene: H_2O 2:2:1, 14 h

Selenophenes bearing two peripheral thiophene or furan units at C2 and C5 positions have been prepared via Suzuki coupling using 2,5-dibromoselenophene (Scheme 13). Its reaction with 2-thienylboronate, using 5 mol% of a Pd-carbene catalyst, affords the 2,5-dithienylselenophene in 49% yield (Scheme 13, top).^[34,35] Similar synthetic routes were employed to prepare 5,5'-(selenophene-2,5-diyl)bis(furan-2-carbaldehyde) (Scheme 13, middle)^[36] and 2,5-bis(3-hexylthiophenyl)selenophene (Scheme 13, bottom).^[37] It should be mentioned that the formyl function of the furan derivative was not protected.



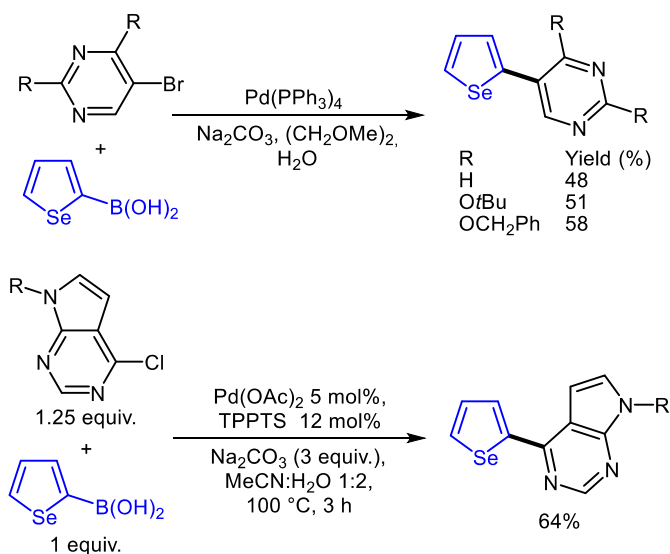
Scheme 13

Suzuki coupling has been employed by Park, Shim et al. for the synthesis of 5,5'-bis(3-dodecylthiophen-2-yl)-2,2'-biselenophene using 5,5'-dibromo-2,2'-biselenophene and a thiophen-2-yl dioxaborolane as reaction partners (Scheme 14, top).^[38a] They obtained the expected tetraheteroaromatic product in 53% yield using 5 mol% $\text{Pd}(\text{PPh}_3)_4$ catalyst in a mixture of toluene and water as solvent and Na_2CO_3 as base. Using the same reaction conditions, they also diheteroarylated 2,5-dibromo-3,6-dimethylselenopheno[3,2-b]selenophene (Scheme 14, middle).^[38b] McCullough et al. employed slightly different reaction conditions for the coupling of 2,5-dibromoselenopheno[3,2-b]thiophene with a thiophen-2-yl dioxaborolane (Scheme 14, bottom).^[39] These selenium-sulphur ring systems were employed as building blocks for the preparation of polymers used in field effect transistors.



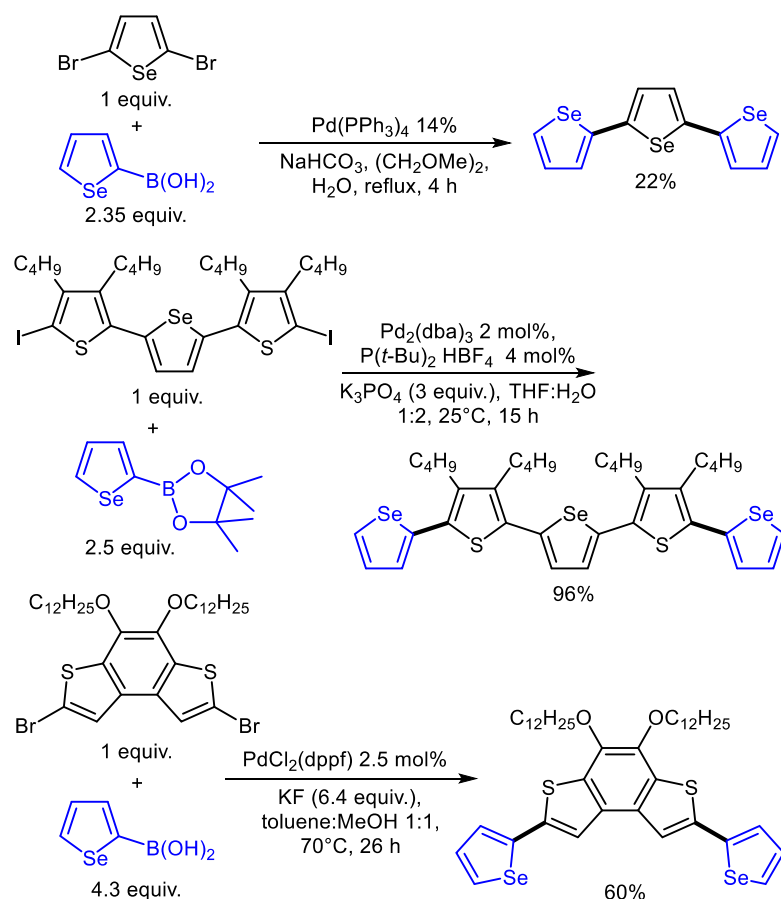
Scheme 14

Suzuki reaction with selenophenes is not limited to the coupling of 2-haloselenophenes with arylboronic acids. Reversing the pattern of halide and boronate also provides the 2-arylselenophene derivatives. For example, 5-bromopyrimidines and selenophen-2-ylboronic acid in the presence of $\text{Pd(PPh}_3)_4$ catalyst led to the 2-heteroarylated selenophenes in 48–58% yields (Scheme 15, top).^[40] The reaction of selenophen-2-ylboronic acid and a 4-chloropyrrolo[2,3-d]pyrimidine derivative in the presence of 5 mol% Pd(OAc)_2 and 12 mol% TPPTS as catalytic system (TPPTS: 3,3',3''-phosphanetriyltris(benzenesulfonic acid) trisodium salt) also gave the corresponding 2-heteroarylselenophene in 64% yield (Scheme 15, bottom).^[41]



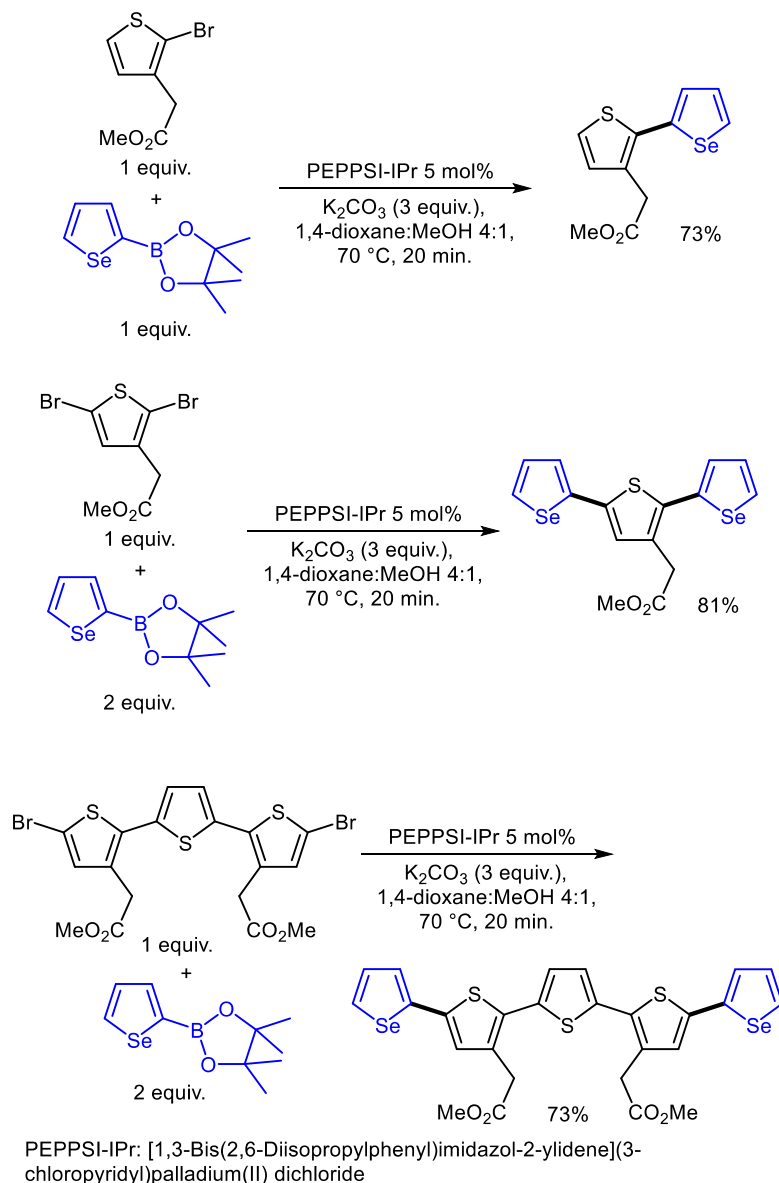
Scheme 15

In 1990, a terselenophene has been prepared in low yield by Zimmer et al. from 2,5-dibromoselenophene and selenophen-2-ylboronic acid (Scheme 16, top);^[42] whereas, 4,4,5,5-tetramethyl-2-(selenophen-2-yl)-1,3,2-dioxaborolane reacts nicely with a 2-iodothiophene derivative at room temperature, affording the expected pentamer in 96% yield (Scheme 16, middle).^[4d,43] The use of 4.3 equiv. of selenophen-2-ylboronic acid in the presence of 2,7-dibromobenzo[1,2-b:4,3-b']dithiophene and 2.5 mol% of Pd(dppf)Cl_2 with KF as base gave the corresponding 2,7-diarylated benzo[1,2-b:4,3-b']dithiophene in 60% yield (Scheme 16, bottom).^[44] This polyaromatic compound was employed as monomer for the preparation of polymers with optoelectronic properties.



Scheme 16

The reactivity of 4,4,5,5-tetramethyl-2-(selenophen-2-yl)-1,3,2-dioxaborolane with a 2-bromothiophene or a 2,5-dibromothiophene has been reported by Nilsson et al. (Scheme 17).^[34] From an equimolar mixture of the 2-bromothiophene and this selenophene derivative in the presence of 5 mol% of [1,3-bis(2,6-diisopropylphenyl)imidazol-2-ylidene](3-chloropyridyl)palladium(II) dichloride catalyst, methyl 2-(2-(selenophen-2-yl)thiophen-3-yl)acetate was formed in 73% yield (Scheme 17, top). Moreover, from a 2,5-dibromothiophene and 2 equiv. of the selenophene derivative, a good yield in the desired 2,5-di(selenophen-2-yl)thiophene derivative was also obtained (Scheme 17, middle). The diheteroarylation of a dibromoterthiophene under the same reaction conditions also proceeded in good yield (Scheme 17, bottom).



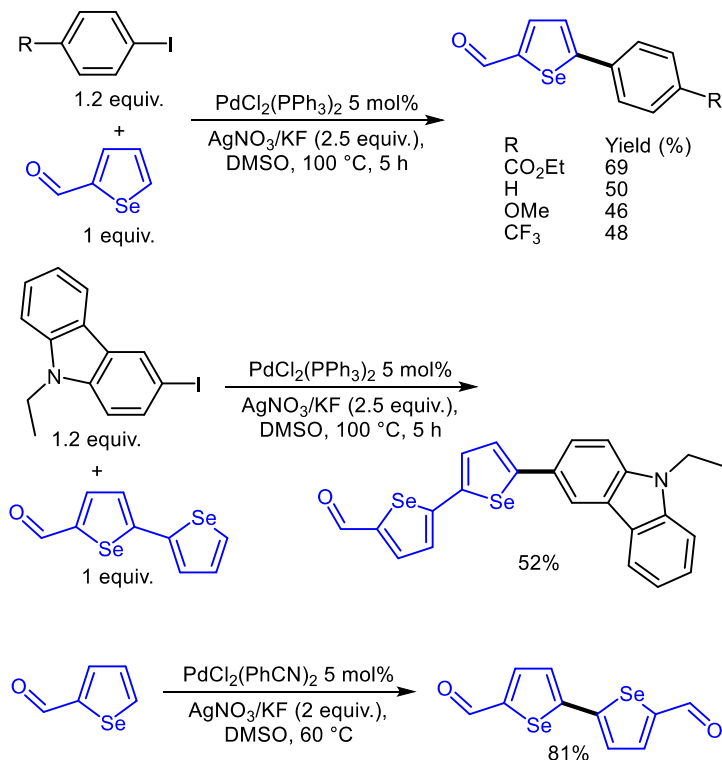
Scheme 17

In summary, since the first report in 1990 by Gronowitz and Zimmer on the coupling of bromopyrimidines with selenophen-2-ylboronic acid, the scope of Suzuki coupling for the preparation of 2-(hetero)arylated selenophenes has been largely extended. Both 2-haloselenophenes (with halo = Br or I) and selenophen-2-ylboronic acids (or the corresponding boronate esters) can be employed. In most cases, $Pd(PPh_3)_4$ catalyst was employed, but $Pd(OAc)_2$ in some cases associated to phosphine ligands is also a very effective catalyst precursor. One of the major interest of such couplings is that they can be performed under quite low temperatures or even at room temperature.

2.4 C2-arylation via C-H bond functionalization

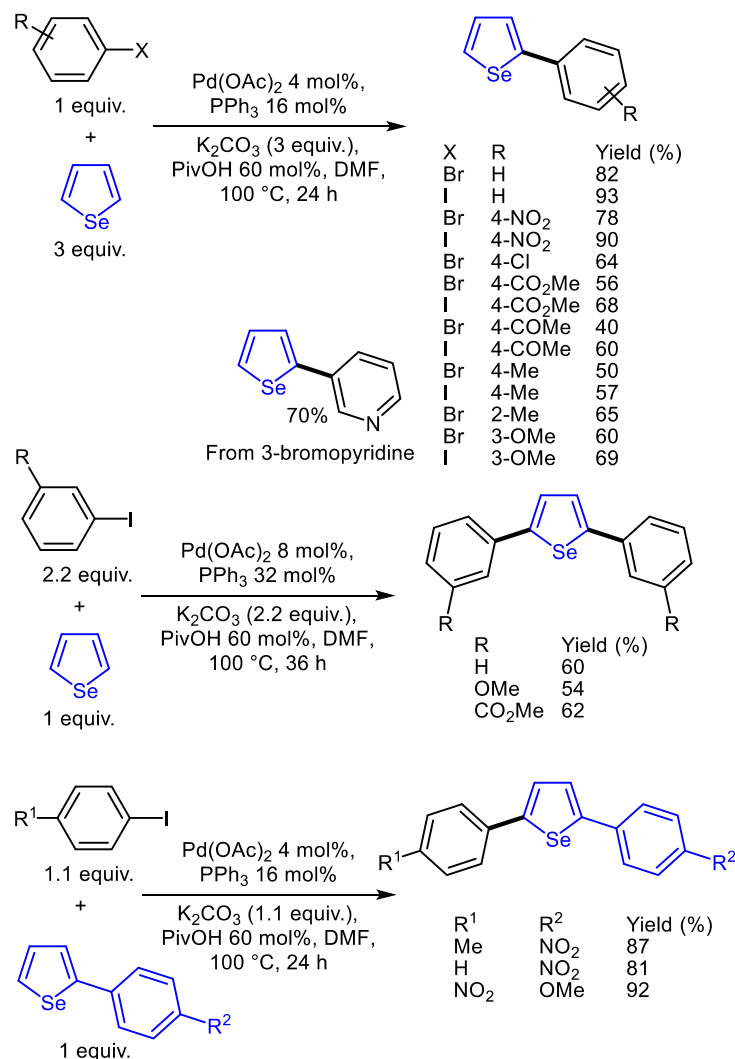
Since the first report in 1982 by Nakamura, Tajima and Sakai on the arylation of isoxazoles *via* C-H bond activation,^[45] the palladium-catalysed direct arylation of 5-membered ring heteroaromatics with aryl (pseudo)halides, has emerged as one of the most powerful methods allowing a simple and easy access to arylated heteroaryl derivatives.^[3i,j] A chief advantage of this protocol is that the major by-products are HX associated to a base instead of metallic or boron salts with the more classical Stille, Negishi or Suzuki couplings. Moreover, no prior preparation of an organometallic or boron derivative is required, reducing the number of steps required to prepare these compounds. For these reasons, C-H bond functionalisation provides an economically viable and environmentally attractive access to arylated heterocycles. For the intermolecular direct arylation of benzene derivatives, in most cases, the regioselectivity of the couplings is controlled by directing groups. However, this method is rarely employed in the presence of 5-membered ring heteroaromatics, as the inherent electronic bias of such heterocycle generally allows to control the regioselectivity of the arylation reaction.

In 2011, Mori, Kumura et al. reported the first example of a Pd-catalysed arylation of a selenophene derivative *via* a C-H bond activation.^[46] From 2-formylselenophene and a set of aryl iodides in the presence of 5 mol% PdCl₂(PPh₃)₂, the C5-arylated selenophenes were regioselectively obtained in 46-69% yields (Scheme 18, top). Both electron-rich and electron-poor aryl bromides were successfully employed. The reaction of a 2-formylbiselenophene with 9-ethyl-3-iodocarbazole under the same reaction conditions also gave the expected arylated biselenophene derivative in 52% yield, which was used to prepare a seleno analogue of an organic dye molecule employed as dye-sensitized solar cell (Scheme 18, middle). The regioselectivity observed for these direct arylations is similar to those generally observed in the Pd-catalyzed direct arylations of furans, thiophenes or pyrroles, which proceed *via* a concerted metallation deprotonation mechanism.^[3q,r] It should be mentioned that the homo-coupling of 2-formylselenophene can be performed in the presence PdCl₂(PhCN)₂ catalyst with AgNO₃/KF as base/oxidant in DMSO (Scheme 18, bottom).



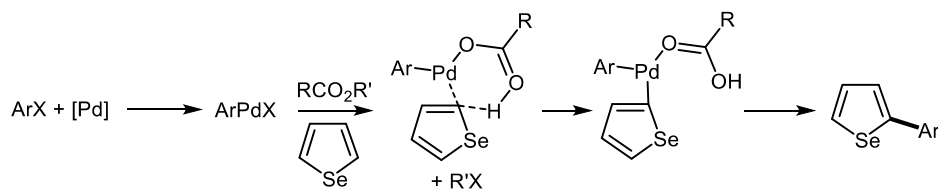
Scheme 18

In 2014, Schneider et al. investigated the influence of several reaction conditions on the reactivity of selenophenes in Pd-catalysed direct arylation using aryl bromides and aryl iodides as coupling partners (Scheme 19).^[47] The best results were obtained with 4 mol% Pd(OAc)₂ associated to 16 mol% PPh₃ as ligand, K₂CO₃ as the base and PivOH as additive in DMF at 100 °C (Scheme 19, top). Lower yields were obtained with Cs₂CO₃, K₃PO₄ or KOAc bases and with electron-rich phosphine ligands such as PCy₃. In all cases, the reaction was highly regioselective in favour of the arylation at C2-position of selenophene. In general, slightly higher yields were obtained with aryl iodides than aryl bromides as aryl source. The reaction tolerated a wide variety of functional groups on the aryl halide, such as nitro, chloro, ester, acetyl or methoxy. 3-Bromopyridine or congested 2-bromotoluene were also successfully employed. Using an excess of aryl iodide, the formation of 2,5-diarylated selenophenes in 54-62% yields was possible (Scheme 19, middle). Finally, from 2-arylated selenophenes, a second arylation at C5-position using another aryl iodide allowed the formation of non-symmetrical 2,5-diarylselenophenes in high yields (Scheme 19, bottom).



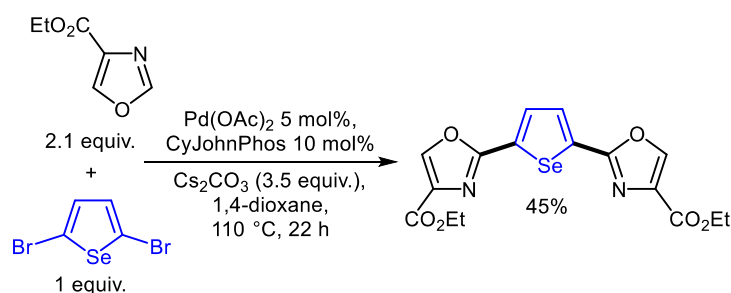
Scheme 19

Although no detailed mechanistic studies have been performed for such Pd-catalysed direct arylations of selenophenes, concerted metallation-deprotonation (CMD) pathway can be proposed. Fagnou and co-workers reported that the experimental and computational data support the involvement of a CMD pathway for π -excessive aromatics such as furans, thiophenes, pyrroles or thiazoles with aryl(pseudo)halides.^[48] The first step of the catalytic cycle is certainly the oxidative addition of the aryl halide to palladium (Scheme 20). Then, after coordination of selenophene to palladium, a concerted metallation-deprotonation, followed by reductive elimination affords the 2-arylated selenophene. However, electrophilic aromatic substitution or Heck type reaction mechanisms cannot be excluded.



Scheme 20

The Pd-catalysed direct 2,5-diheteroarylation of 2,5-dibromoselenophene has been reported by Wipf et al. in 2014 (Scheme 21).^[49] Using ethyl oxazole-4-carboxylate as reaction partner, the corresponding 2,5-bis(oxazol-2-yl)selenophene derivative was formed in 45% yield.



Scheme 21

It should also be mentioned that a few examples of Rh(III)-catalysed oxidative coupling of selenophene with a 2-phenylpyridine or with a 1-(pyrimidin-2-yl)-indole have been reported by Kambe et al.^[50] These couplings, involved two C-H bond cleavages and required 2.8-3.2 equiv. of Cu(OAc)₂ as oxidant.

Whilst only a few examples of Pd-catalysed C2-arylations via the C-H bond activation of selenophenes have been reported to date, there is no doubts that this methodology will facilitate the access to a variety of 2-(hetero)arylselenophenes or 2,5-di(hetero)arylselenophenes as there is no need to prepare an organometallic or a boron derivative. Both electron-poor and electron-rich aryl halides can be employed, and the reaction proceeds with easily available catalyst and base. The Pd-catalysed direct arylation using 2,5-dibromoselenophenes and heteroarenes for access to selenophenes bearing heteroarenes has also been described. Determining in more details the influence of (hetero)aryl halide coupling partners and also of selenophene substituents on such couplings is desirable and would certainly allow to replace in several cases Stille, Negishi or Suzuki couplings.

3. C3-arylation of selenophenes

The access to selenophenes derivatives bearing a functional group at C3-position which can be employed in palladium-catalysed cross-coupling reactions is quite challenging. The reaction of selenophene with bromine affords a mixture of poly(bromo)selenophenes. Then, the addition of acetic acid and zinc dust to the reaction mixture promotes the selective debromination at C2 and C5 positions affording 3-bromoselenophene in 47% yield (Fig. 2, top).^[51a] 3,4-Dibromoselenophene can be prepared by treatment of tetrabromoselenophene by BuLi followed by hydrolysis (Fig. 2, middle).^[51b] A 2,5-diphenyl-substituted 3,4-dibromoselenophene has been prepared by reaction of 2,5-diphenylselenophene with bromine (Fig. 2, middle).^[31] However, in most cases, 3-halo-substituted selenophenes are prepared via multi-step synthesis, such as the cyclization of an homopropargylselenide in the presence of iodine to produce 3-iodoselenophenes after oxidation (Fig. 2, bottom).^[52]

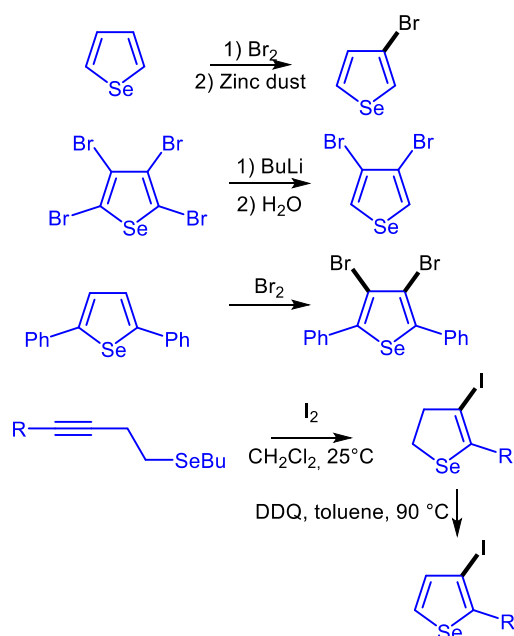
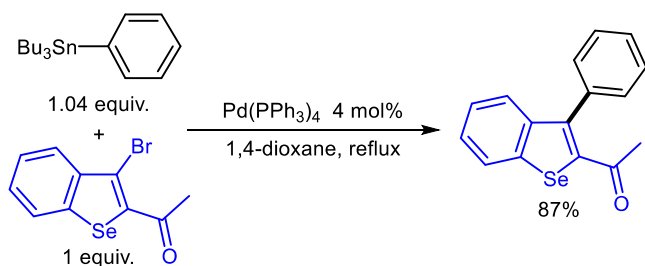


Figure 2

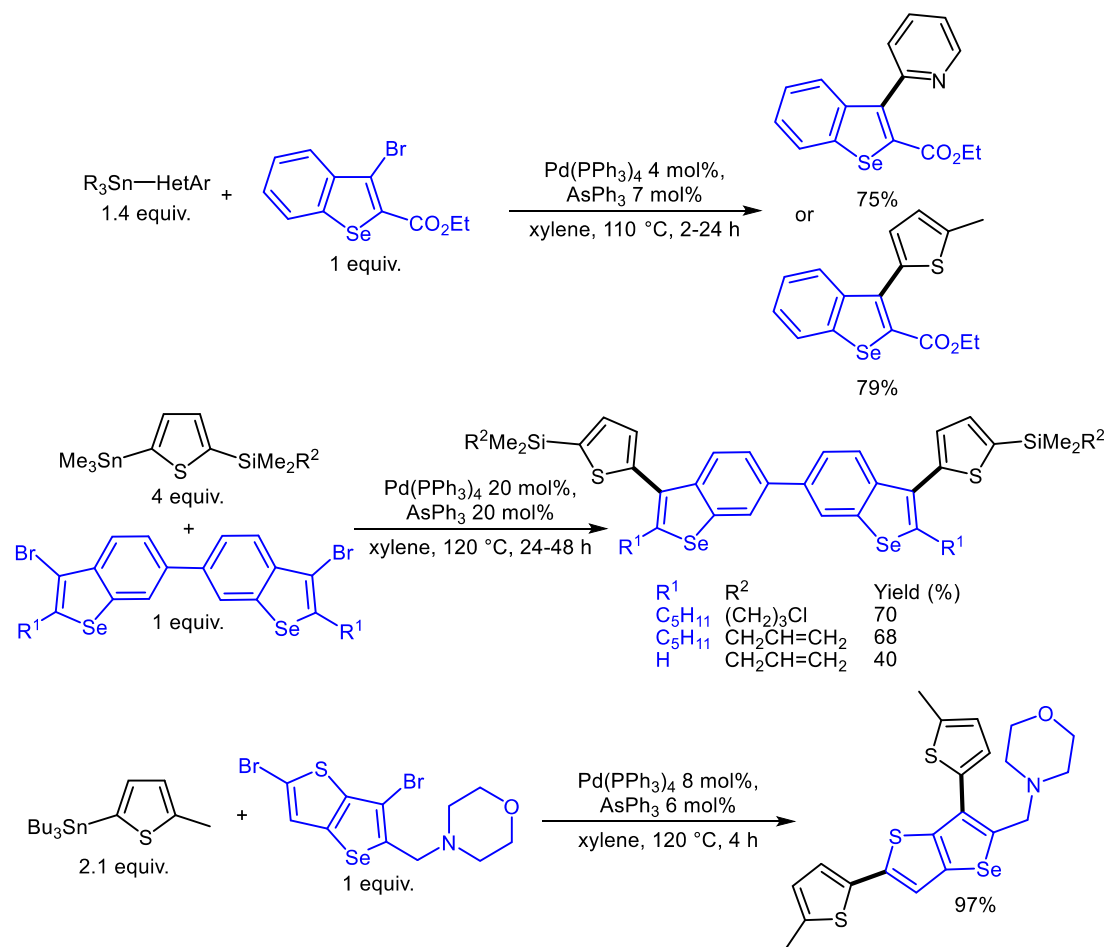
3.1 C3-arylation via Stille coupling

The preparation of 3-(trialkylstannyl)selenophene derivatives has not yet been reported. Even 3-haloselenophenes have not been employed for the synthesis of C3-arylated selenophenes via Stille coupling; whereas a few examples of C3-arylations of benzoselenophenes, via Stille coupling, have been reported. In 2002, Deprets and Kirsch prepared 2-acetyl-3-phenylbenzoselenophene in high yield by reaction of a 3-bromobenzoselenophene with PhSnBu₃ in the presence of 4 mol% Pd(PPh₃)₄ catalyst in dioxane (Scheme 22).^[53]



Scheme 22

Arsenyan group examined in 2011 the reactivity of a 3-bromobenzoselenophene with HetArSnR_3 in the presence of 4 mol% $\text{Pd}(\text{PPh}_3)_4$ associated to 7 mol% AsPh_3 in xylene (Scheme 23, top).^[54] This method allowed to introduce thienyl or pyridyl groups at C3-position of benzoselenophene. Then, in 2014, Arsenyan et al. coupled 3,3'-dibromo-6,6'-bibenzo[*b*]selenophenes with 5-silyl-2-trimethylstannylthiophenes containing chloropropyl and allyldimethylsilyl substituents, in order to synthesize π -conjugated systems (Scheme 23, middle).^[55a] This Stille reaction proceeded in good yields using 20 mol% $\text{Pd}(\text{PPh}_3)_4$ associated to AsPh_3 at 120 °C. One year later, they extended their procedure to the coupling of a dibromoselenophenothiophene with 5-methylthien-2-yltributyltin (Scheme 23, bottom).^[55b] Both thienyl and selenyl C-Br bonds were reactive and the desired coupling product was obtained in almost quantitative yield.

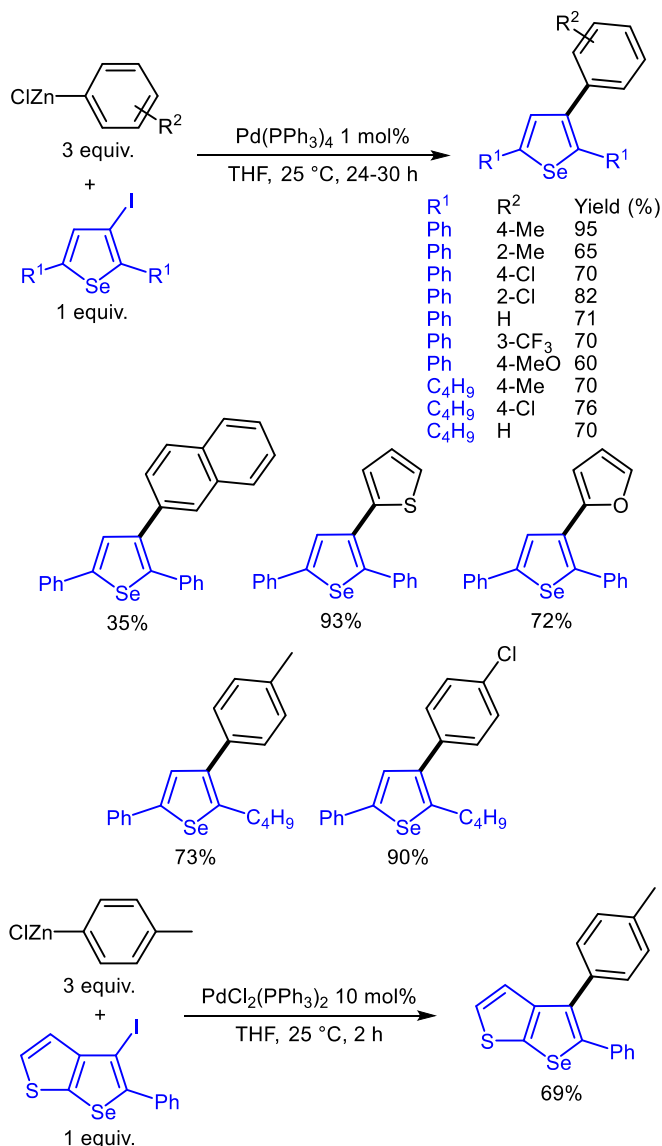


Scheme 23

In summary, the C3-arylation of selenophenes *via* Stille coupling has not been reported; whereas, 3-bromobenzoselenophenes and analogues have been employed for the access to 3-arylselenophenes.

3.2 C3-arylation via Negishi coupling

The first examples of C3-arylations of 3-haloselenophene derivatives *via* Negishi coupling were reported in 2008 by Zeni et al. (Scheme 24, top).^[56a] From 1 equiv. of 2,5-disubstituted 3-iodoselenophenes and 3 equiv. of organozinc compounds in the presence of 1 mol% $Pd(PPh_3)_4$ in THF, the C3-arylated selenophenes were obtained in moderate to high yields using both electron-rich and electron-poor arylzinc chlorides. Zeni et al. also arylated a 4-iodoselenophene[2,3-*b*]thiophene derivative with *p*-tolylzinc chloride under quite similar reaction conditions (Scheme 24, bottom).^[56b] It should be mentioned that these couplings were performed at room temperature.

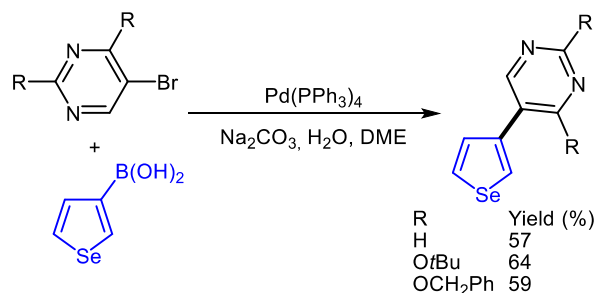


Scheme 24

3.3 C3-arylation via Suzuki coupling

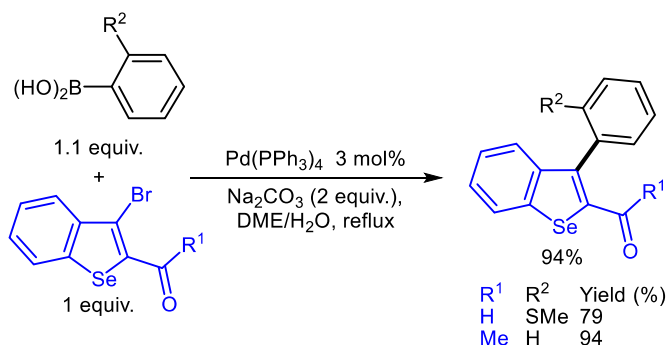
As the synthesis of 3-selenopheneboronic acid derivatives in good yields remains difficult (so far, it has only been prepared by protodeboronation of 2,3,4,5-tetrakis(pinacolato)selenophene),^[10] for the synthesis of C3-arylated selenophenes via Suzuki coupling, in most cases 3-haloselenophenes were reacted with arylboronic acids. However, the first example of C3-arylation of selenophene via Suzuki coupling, which was reported in 1986, employed 3-selenopheneboronic acid as selenophenyl source (Scheme 25).^[40] Its reaction with 5-bromopyrimidines using Pd(PPh₃)₄ as catalyst afforded the 3-heteroarylated selenophenes in 57-64% yields.

30



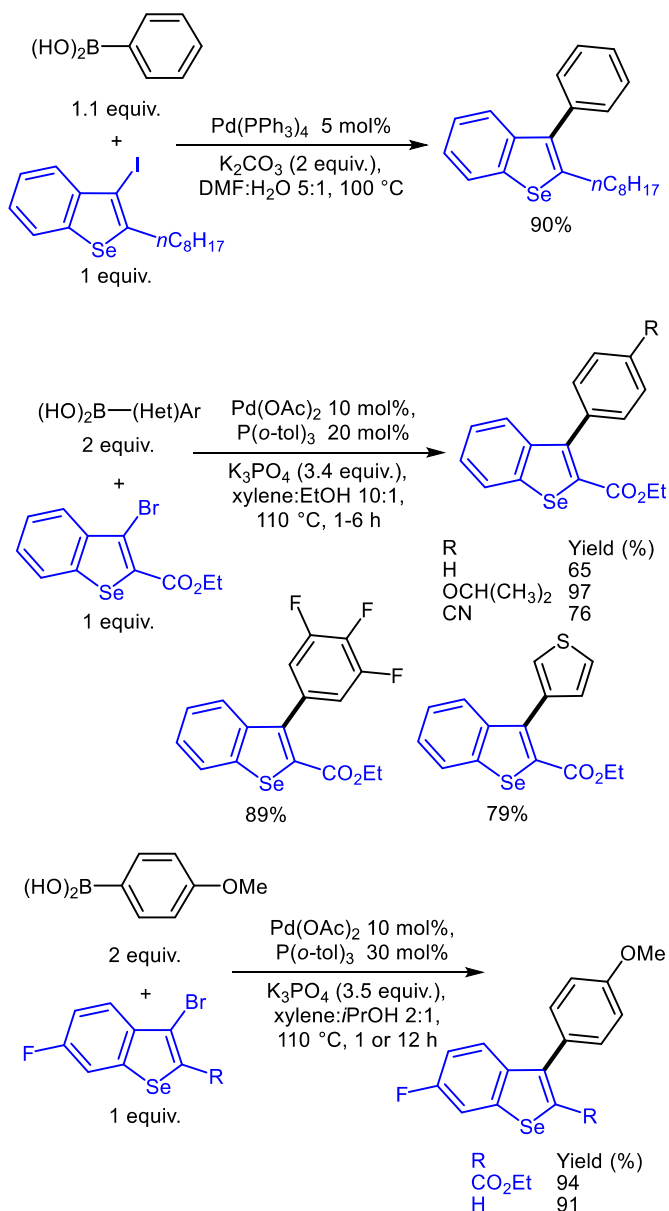
Scheme 25

Then, in 2001 an example of C3-arylation of a benzoselenophene via Suzuki coupling was reported by Deprets and Kirsch (Scheme 26).^[57] The use of 3 mol% Pd(PPh₃)₄ was found to promote very efficiently the coupling of a 2-formyl-3-bromobenzoselenophene with 2-(methylthio)phenylboronic acid, and the expected product was obtained in 79% yield. One year later, they extended this coupling procedure to the reaction of 2-acetyl-3-bromobenzoselenophene with benzeneboronic acid.^[53]



Scheme 26

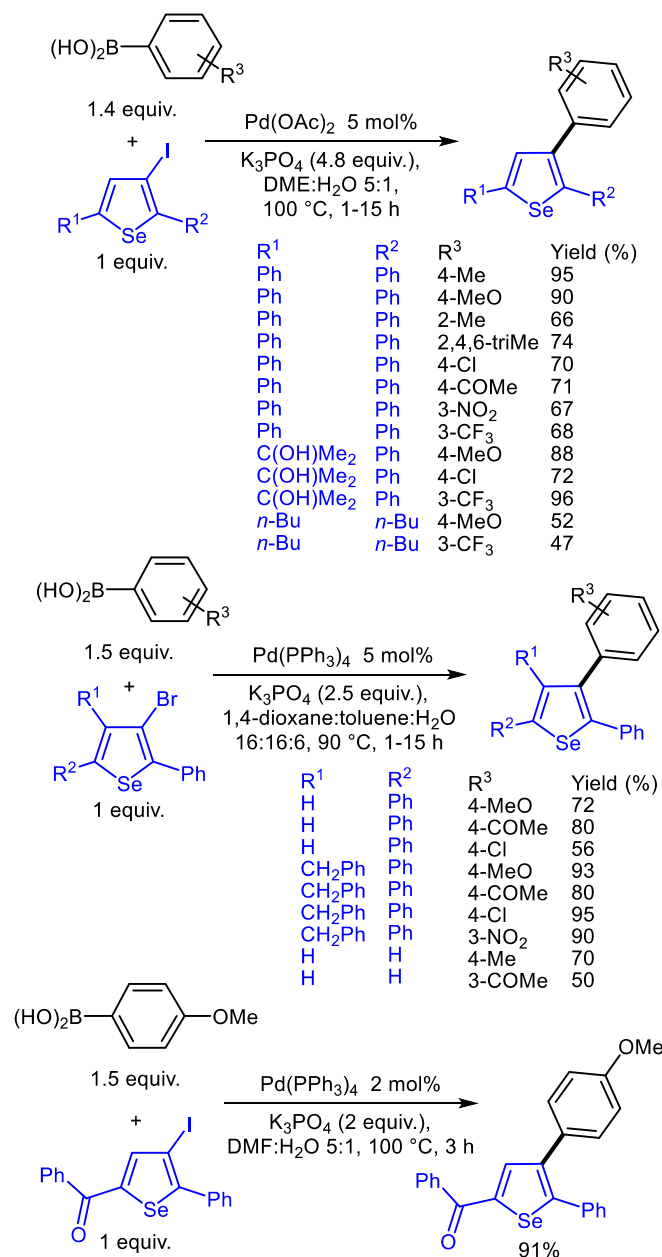
A relatively similar procedure was employed in 2006 by Larock et al. for the C3-arylation of a 3-iodobenzoselenophene (Scheme 27, top).^[58] Again, Pd(PPh₃)₄ was used as the catalyst, but K₂CO₃ was used as base instead of Na₂CO₃, and a mixture of DMF and water was employed as the solvent. Arsenyan group also examined the reactivity of a 2-substituted 3-bromobenzoselenophene in the presence of (hetero)arylboronic acids (Scheme 27, middle). They employed 10 mol% Pd(OAc)₂ associated to 20 mol% P(*o*-tol)₃ as catalyst and K₃PO₄ as base, and obtained the C3-arylated benzoselenophenes in good yields, including with two heteroarenes: a 2-pyridineboronic acid and a 3-thiopheneboronic acid.^[54] In 2014 and 2016, they extended this procedure to fluoro-substituted benzoselenophenes (Scheme 27, bottom).^[59]



Scheme 27

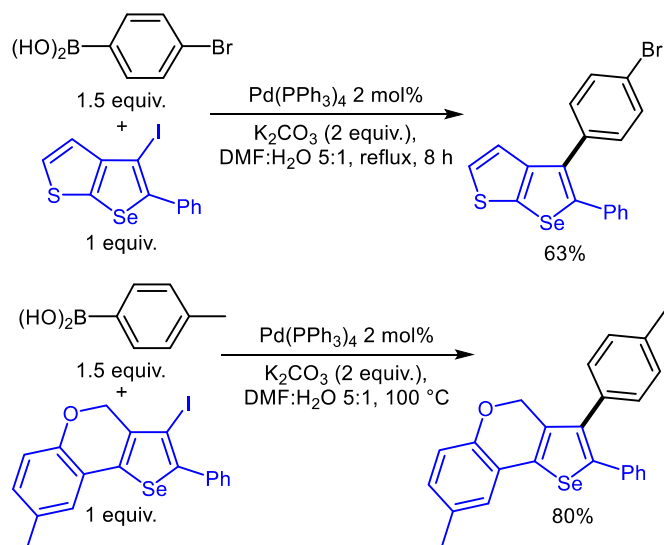
Zeni et al. reported in 2008 conditions allowing the coupling of a wide variety of arylboronic acids with 2,5-disubstituted 3-iodoselenophenes (Scheme 28, top).^[60] In the presence of 5 mol% Pd(OAc)₂ catalyst, arylboronic acids bearing electron-withdrawing or electron-donating substituents were tolerated affording the desired products in high yields. 3-Iodoselenophenes containing alkyl or hydroxyalkyl groups at C2- or C5-positions were successfully employed. Zeni et al. also prepared polyarylated selenophenes by reaction of 3-bromo-2,5-diphenylselenophenes or 3-bromo-2-phenylselenophene with arylboronic acid derivatives (Scheme 28, middle). For these reactions, they employed 5 mol%

$\text{Pd}(\text{PPh}_3)_4$ as the catalyst.^[61] In 2015, Zeni used a lower catalyst loading (2 mol%) for the coupling of 2-benzoyl-4-iodo-5-phenylselenophene with 4-methoxybenzeneboronic acid (Scheme 28, bottom).^[62]



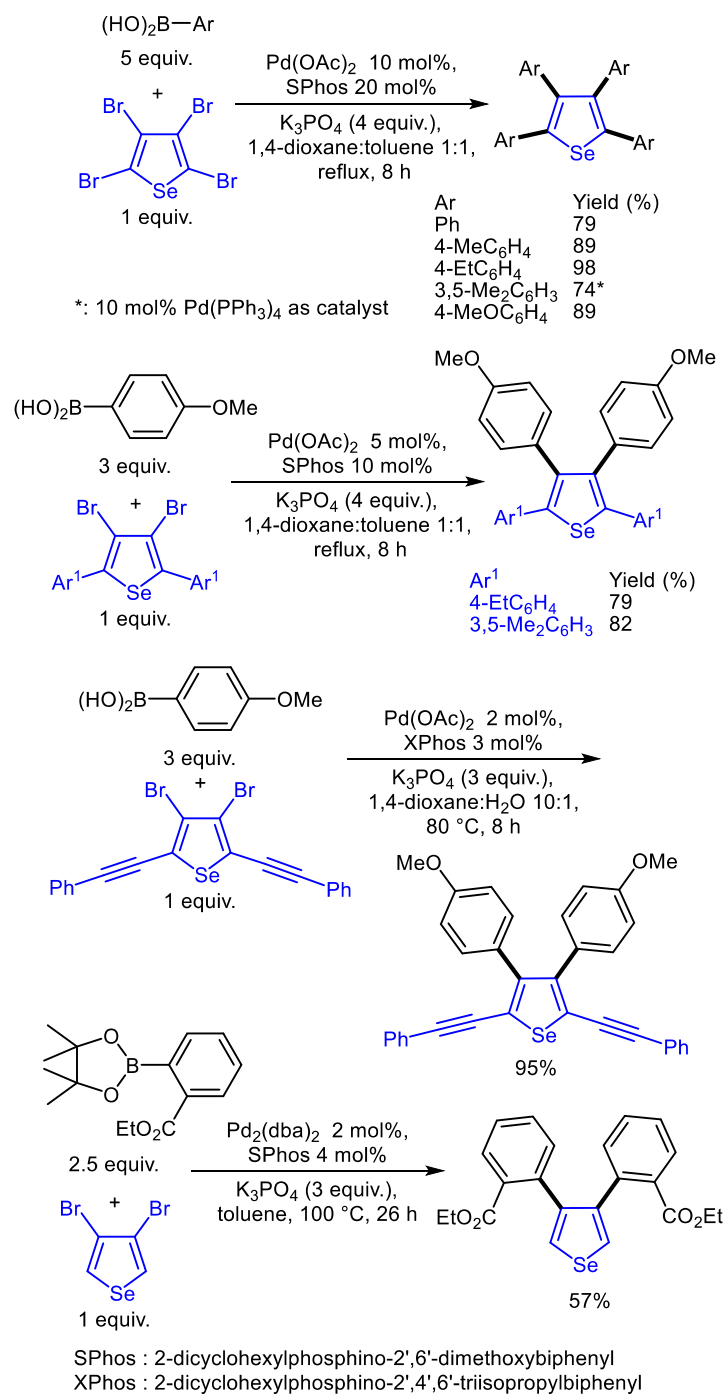
Scheme 28

Zeni's group also investigated the reactivity of a 4-iodoselenophene[2,3-*b*]thiophene in Suzuki coupling using 4-bromobenzeneboronic acid as aryl source (Scheme 29, top). Again, the expected coupling product was formed in good yield. Moreover, no cleavage of the arylboronic acid C-Br bond was observed.^[56b] Under the same reaction conditions, a 3-iodo-4*H*-selenopheno[3,2-*c*]chromene was arylated by *p*-tolylboronic acid at C3-position in high yield (Scheme 29, bottom).^[63]



Scheme 29

In 2008, Langer et al. prepared a variety of 2,3,4,5-tetraarylselenophenes containing four identical aryl groups via Suzuki coupling, from 2,3,4,5-tetrabromoselenophene and arylboronic acids (Scheme 30, top).^[33] They also studied the reactivity of symmetrical 2,5-diaryl-3,4-dibromoselenophenes for access to 2,3,4,5-tetraarylselenophenes containing different aryl groups (Scheme 30, middle). Reaction with 4-methoxybenzeneboronic acid gave the target products in 79% and 82% yields. A 3,4-dibromo-2,5-dialkynylselenophene was also successfully employed affording the corresponding 3,4-diarylated 2,5-dialkynylselenophene in 95% yield (Scheme 30, middle).^[64] A similar procedure was employed by Haley et al. for the preparation of a diindenoselenophene in three steps. From 3,4-dibromoselenophene and a (dioxaborolan-2-yl)benzoate, using $\text{Pd}_2(\text{dba})_3$ associated to SPhos ligand as catalytic system, the corresponding 2,2'-(selenophene-3,4-diyl)dibenzoate was formed in 57% yield (Scheme 30, bottom).^[65]



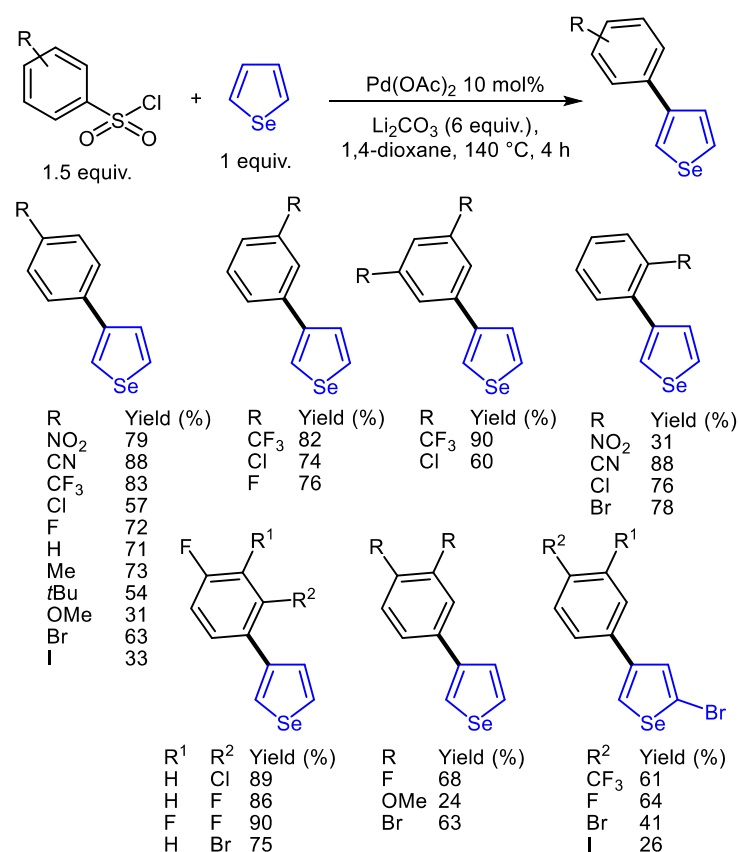
Scheme 30

In summary, Suzuki coupling represents a very efficient method for the preparation of 3-arylselenophenes. In most cases 3-bromo-, 3-iodo- or 3,4-dibromo-selenophenes, which are generally prepared via multi-steps synthesis, were employed as selenophenyl source and arylboronic acids as aryl

source; whereas, 3-selenopheneboronic acids have been very rarely employed. This is certainly due to a limited access to such boron-containing selenophene derivatives.

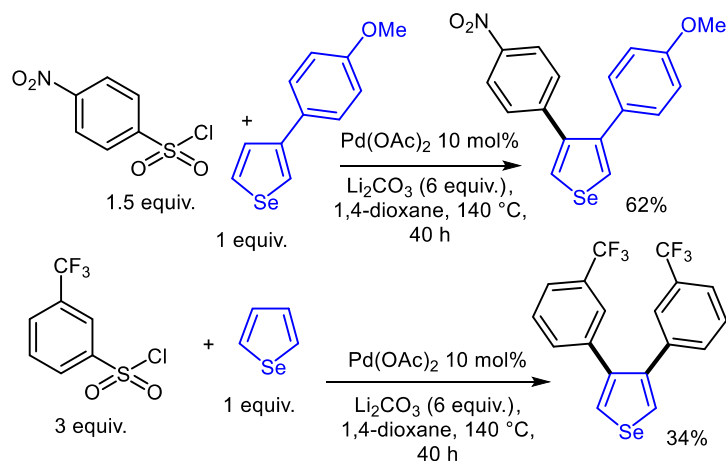
3.4 C3-arylation via C-H bond functionalization

The first example of Pd-catalysed direct arylation via C-H bond activation at C3-position of selenophene was reported very recently by Ben Salem, Soulé, Doucet et al. (Scheme 31).^[66a] They found that the Pd-catalysed coupling of benzenesulfonyl chlorides with selenophenes affords regiospecifically the C3-arylated selenophenes. The reaction proceeds with easily accessible phosphine-free Pd(OAc)₂ catalyst and Li₂CO₃ as base. Moreover, it tolerates a variety of substituents both on the benzene and selenophene moieties including bromo and iodo substituents (Scheme 31). It should be mentioned that the Pd-catalysed direct arylation of thiophenes with benzenesulfonyl chlorides also occurred at C3-position;^[66b] whereas, under the same reaction conditions, furans and pyrroles were arylated at C2-position.^[66c,d]



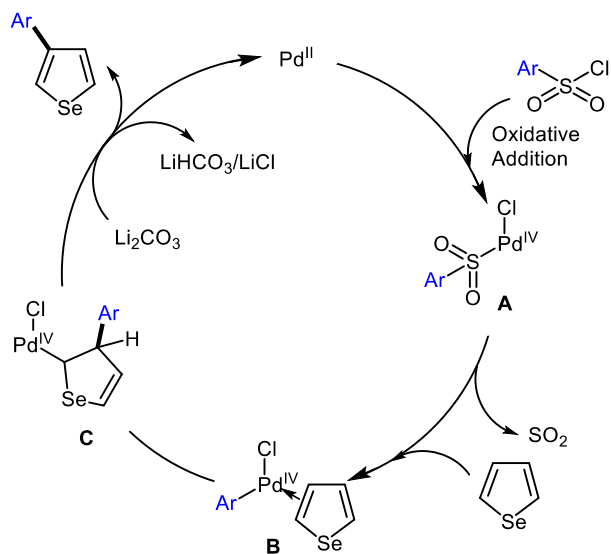
Scheme 31

Under the same reaction conditions, the reaction of 3-(4-methoxyphenyl)selenophene with 4-nitrobenzenesulfonyl chloride regioselectively affords the corresponding 3,4-diarylselenophene, which contains two different aryl groups, in 62% yield (Scheme 32, top). It was also possible to directly prepare by this method a 3,4-diarylselenophene bearing two identical aryl groups by reaction of selenophene with 3 equiv. of a benzenesulfonyl chloride derivative (Scheme 32, bottom).



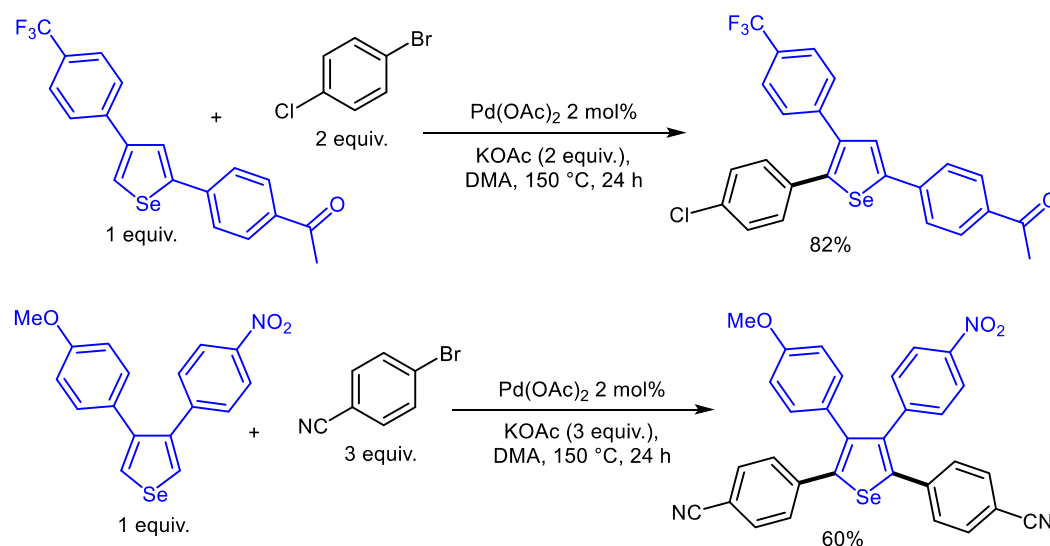
Scheme 32

A catalytic cycle was proposed for such Pd-catalysed direct C3-arylation of selenophenes using benzenesulfonyl chlorides as aryl source (Scheme 33).^[66a] The first step would be the oxidative addition of the benzenesulfonyl chloride to Pd(II) to afford the Pd(IV) intermediate **A**. Then, after elimination of SO₂, the coordination of selenophene affords **B**, which gives **C** after migration of the aryl group to the β -carbon atom of selenophene. Finally, proton abstraction assisted by the base gives the β -arylated selenophene with the regeneration of the Pd(II) species.



Scheme 33

The programmed synthesis of polyarylated selenophenes via successive Pd-catalysed C-H bond functionalisation reactions is possible, as the installation of aryl groups at the desired positions can be achieved (Scheme 34).^[66a] From a 2,4-diarylselenophene (which was prepared by reaction of selenophene with 4-bromoacetophenone, followed by reaction with 4-(trifluoromethyl)benzenesulfonyl chloride) and 4-bromochlorobenzene in the presence of 2 mol% Pd(OAc)₂ catalyst, a 2,3,5-triarylselenophene containing three different aryl groups was obtained in 82% yield (Scheme 34, top). A tetraarylated selenophene could be obtained by reaction of a 3,4-diarylselenophene (see scheme 31, top) with 3 equiv. of 4-bromobenzonitrile in the presence of Pd(OAc)₂ catalyst (Scheme 34, bottom).



Scheme 34

In summary, the Pd-catalysed direct arylation at β -position of selenophene derivatives proceeds nicely with easily accessible phosphine-free Pd(OAc)₂ catalyst and Li₂CO₃ as base and tolerates a wide variety of substituents both on the benzenesulfonyl chloride and selenophene coupling partners. Moreover, because of the possible installation of aryl groups at desired positions, this procedure allows the programmed synthesis of polyarylated selenophenes. Due to the wide availability of diversely functionalised benzenesulfonyl chlorides, this strategy (no expensive base and ligand) is very attractive to prepare β -arylated and polyarylated selenophenes.

4. Conclusions and perspectives

During the last two decades, the knowledge concerning the Pd-catalysed arylation of selenophenes has been widely extended. The various methods permitting to prepare the appropriate starting materials for specific cross-couplings, now allow to arylate regioselectively the different positions of selenophene. Initially, Stille coupling was the most employed route for the preparation of 2-arylated selenophenes; however, for the last decade, Suzuki coupling represents the most commonly used methodology to prepare such compounds. Even if the C2-arylation of selenophenes remains generally simpler than their C3-arylation, due to an easier access to 2-haloselenophenes, several Negishi or Suzuki couplings for the preparation of 3-arylselenophenes have been reported. For both C2- and C3-arylations of selenophenes via Stille, Negishi or Suzuki couplings, aryl iodides or aryl bromides were employed as the coupling partners; whereas, aryl chlorides have never been used.

Since 2011, the Pd-catalysed direct C2- or C3-arylation of selenophenes, via a C-H bond activation of selenophenes, has emerged as a very powerful alternative method. C-H bond functionalisation reaction for the introduction of aryl groups on selenophenes is very attractive, as no prior preparation of an organometallic derivative is required, reducing the number of steps to prepare the target compounds and as there is no need to functionalise the selenophene unit. For Pd-catalysed direct C2-arylations of selenophenes, aryl iodides and aryl bromides were employed as aryl source; whereas, direct C3-arylations of selenophenes were performed using benzenesulfonyl chlorides.

Even if a wide variety of (hetero)arylated selenophenes derivatives can be obtained *via* palladium-coupling reactions, many challenges remain, as the access to the some 3-halo- and especially 3-metal (or boron)-substituted selenophenes is problematic. In the near future, the Pd-catalysed direct arylation will certainly drastically modify the synthetic pathways for the preparation of arylated selenophenes, as it permits the programmed synthesis of polyarylselenophenes by the simple change of the aryl source. Determining in more details the mechanistic reasons of the various regioselectivities observed in Pd-catalysed direct arylation would certainly allow further improvements in terms of efficiency, mildness and reaction scope.

5. References

- [1] a) J. Hollinger, A. A. Jahnke, N. Coombs, D. S. Seferos, *J. Am. Chem. Soc.* **2010**, *132*, 8546–8547; b) Y.-S. Yen, C.-T. Lee, C.-Y. Hsu, H.-H. Chou, Y.-C. Chen, J. T. Lin, *Chem. Asian J.* **2013**, *8*, 809-816.; c) Y. Liu, Y. Yang, C.-C. Chen, Q. Chen, L. Dou, Z. Hong, G. Li, Y. Yang, *Adv. Mater.* **2013**, *25*, 4657-4662; d) S. T. J. Ryan, R. M. Young, J. J. Henkelis, N. Hafezi, N.

- A. Vermeulen, A. Hennig, E. J. Dale, Y. Wu, M. D. Krzyaniak, A. Fox, W. M. Nau, M. R. Wasielewski, J. F. Stoddart, O. A. Scherman, *J. Am. Chem. Soc.* **2015**, *137*, 15299-15307.
- [2] a) C. R. B. Rhoden, G. Zeni, *Org. Biomol. Chem.* **2011**, *9*, 1301-1313; b) H. Sashida, *Yakugaku Zasshi* **2016**, 841-871.
- [3] a) L. Ackermann, R. Vicente, A. R. Kapdi, *Angew. Chem. Int. Ed.* **2009**, *48*, 9792-9826; b) B.-J. Li, S.-D. Yang, Z.-J. Shi, *Synlett* **2008**, 949-957; c) F. Kakiuchi, T. Kochi, *Synthesis* **2008**, 3013-3039; d) G. P. McGlacken, L. M. Bateman, *Chem. Soc. Rev.* **2009**, *38*, 2447-2464; e) X. Chen, K. M. Engle, D.-H. Wang, J.-Q. Yu, *Angew. Chem. Int. Ed.* **2009**, *48*, 5094-5115; f) F. Bellina, R. Rossi, *Tetrahedron* **2009**, *65*, 10269-10310; g) T. Satoh, M. Miura, *Synthesis* **2010**, 3395-3409; h) T. W. Lyons, M. S. Sanford, *Chem. Rev.* **2010**, *110*, 1147-1169; i) L. Ackermann, *Chem. Rev.* **2011**, *111*, 1315-1345; j) N. Kuhl, M. N. Hopkinson, J. Wencel-Delord, F. Glorius, *Angew. Chem. Int. Ed.* **2012**, *51*, 10236-10254; k) J. Wencel-Delord, F. Glorius, *Nat. Chem.* **2013**, *5*, 369-375; l) M. He, J.-F. Soulé, H. Doucet, *ChemCatChem* **2014**, *6*, 1824-1859; m) R. Rossi, F. Bellina, M. Lessi, C. Manzini, *Adv. Synth. Catal.* **2014**, *356*, 17-117; n) K. Yuan, J.-F. Soulé, H. Doucet, *ACS Catal.* **2015**, *5*, 978-991; o) M. R. Yadav, R. K. Rit, M. Shankar, A. K. Sahoo, *Asian J. Org. Chem.*, **2015**, *4*, 846-864; p) L. Theveau, C. Schneider, C. Fruit, C. Hoarau, *ChemCatChem* **2016**, *8*, 3183-3194; q) C. B. Bheeter, L. Chen, J.-F. Soulé, H. Doucet, *Cat. Sci. Technol.* **2016**, *6*, 2005-2049; r) R. Rossi, M. Lessi, C. Manzini, G. Marianetti, F. Bellina, *Tetrahedron* **2016**, *72*, 1795-1837.
- [4] a) S. Gronowitz, D. Peters, *Heterocycles* **1990**, *30*, 645-658; b) D. N. Antonov, L. I. Belen'kii, S. Gronowitz, *J. Heterocycl. Chem.* **1995**, *32*, 53-55; c) G. Zeni, *Tetrahedron Lett.* **2005**, *46*, 2647-2651; d) S. Haid, A. Mishra, C. Uhrich, M. Pfeiffer, P. Bauerle, *Chem. Mater.* **2011**, *23*, 4435-4444.
- [5] a) D. Peters, A. B. Hoernfeldt, S. Gronowitz, *J. Het. Chem.* **1990**, *27*, 2165-2173; b) M. G. Pawar, A. Nuthanakanti, S. G. Srivatsan, *Bioconjugate Chem.* **2013**, *24*, 1367-1377.
- [6] H. Pang, P. J. Skabara, D. J. Crouch, W. Duffy, M. Heeney, I. McCulloch, S. J. Coles, P. N. Horton, M. B. Hursthouse, *Macromolecules* **2007**, *40*, 6585-6593.
- [7] a) S. Handa, E. Miyazaki, K. Takimiya, *Chem. Commun.* **2009**, 3919-3921; b) For similar Stille couplings see: J. Huang, H. Jia, L. Li, Z. Lu, W. Zhang, W. He, B. Jiang, A. Tang, Z. Tan, C. Zhan, Y. Li, J. Yao, *Phys. Chem. Chem. Phys.* **2012**, *14*, 14238-14242.
- [8] V. Tamilavan, J. B. Park, I.-N. Kang, D.-H. Hwang, M. H. Hyun, *Synth. Met.* **2014**, 230-238.

- [9] See also: V. Agrawal, Shahjad, D. Bhardwaj, R. Bhargav, G. D. Sharma, R. K. Bhardwaj, A. Patra, S. Chand, *Electrochim. Acta* **2016**, *192*, 52-60.
- [10] W. Torres Delgado, F. Shahin, M. J. Ferguson, R. McDonald, G. He, E. Rivard, *Organometallics* **2016**, *35*, 2140-2148.
- [11] a) D. Khim, W.-H. Lee, K.-J. Baeg, D.-Y. Kim, I.-N. Kang, Y.-Y. Noh, *J. Mater. Chem.* **2012**, *22*, 12774-12783; b) see also: W.-H. Lee, S. K. Son, K. Kim, S. K. Lee, W. S. Shin, S.-J. Moon, I.-N. Kang, *Macromolecules* **2012**, *45*, 1303-1312; c) W.-H. Lee, S. K. Lee, S. K. Son, J.-E. Choi, W. S. Shin, K. Kim, S.-H. Lee, S.-J. Moon, I.-N. Kang, *J. Polym. Sci. Pol. Chem.* **2012**, *50*, 551-561.
- [12] S. Haid, A. Mishra, M. Weil, C. Uhrich, M. Pfeiffer, P. Baeuerle, *Adv. Funct. Mater.* **2012**, *22*, 4322-4333.
- [13] C.-H. Tsai, A. Fortney, Y. Qiu, R. R Gil, D. Yaron, T. Kowalewski, K. J. T. Noonan, *J. Am. Chem. Soc.* **2016**, *138*, 6798-6804.
- [14] a) G. A. Cetin, A. Balan, A. Durmus, G. Gunbas, L. Toppare, *Org. Electron.* **2009**, *10*, 34-41; b) B. Lu, S. ming, K. Lin, S. Zhen, H. Liu, H. Gu, S. Chen, Y. Li, Z. Zhu, J. Xu, *New J. Chem.* **2016**, *40*, 8316-8323.
- [15] H.-Y. Chen, S.-C. Yeh, C.-T. Chen, C.-T. Chen, *J. Mater. Chem.* **2012**, *22*, 21549-21559.
- [16] E. Poverenov, N. Zamoshchik, A. Patra, Y. Ridelman, M. Bendikov, *J. Am. Chem. Soc.* **2014**, *136*, 5138-5149.
- [17] P. B. Pati, S. Das, S. S. Zade, *J. Polym. Sci. Pol. Chem.* **2012**, *50*, 3996-4003.
- [18] a) Y. A. Udum, S. Tarkuc, L. Toppare, *Synth. Met.* **2009**, *159*, 361-365; b) See also for the synthesis of a very similar compound via this procedure: P. Data, M. Lapkowski, R. Motyka, J. Suwinski, *Electrochim. Acta* **2012**, *83*, 271-282.
- [19] a) J. J. Intemann, K. Yao, H.-L. Yip, Y.-X. Xu, Y.-X. Li, P.-W. Liang, F.-Z. Ding, X. Li, A; K.-Y. Jen, *Chem. Mater.* **2013**, *25*, 3188-3195; For the synthesis of this product via a slightly different procedure, see: H.-H. Chang, C.-E. Tsai, Y.-Y. Lai, W.-W. Liang, S.-L. Hsu, C.-S. Hsu, Y.-J. Cheng, *Macromolecules* **2013**, *46*, 7715-7726.
- [20] J.-Y. Lee, S.-H. Kim, I.-S. Song, D.-K. Moon, *J. Mater. Chem.* **2011**, *21*, 16480-16487.
- [21] R. Li, X. Lv, D. Shi, D. Zhou, Y. Cheng, G. Zhang, P. Wang, *J. Phys. Chem. C* **2009**, *113*, 7469-7479.
- [22] P. B. Pati, S. S. Zade, *Tetrahedron* **2013**, *69*, 2167-2174.
- [23] F. Gao, Y. Cheng, Q. Yu, S. Liu, D. Shi, Y. Li, P. Wang, *Inorg. Chem.* **2009**, *48*, 2664-2669.

- [24] a) P.-F. Li, C. Qian, A. J. Lough, G. A. Ozin, D. S. Seferos, *Dalton Trans.* **2016**, 45, 9754-9757; b) D. P. Sweat, C. E. Stephens, *Synthesis* **2009**, 3214-3218.
- [25] R. Shabana, A. Galal, H. B. Mark Jr.; H. Zimmer, S. Gronowitz, A. B. Hoernfeldt, *J. Chem. Soc., Chem. Commun.* **1988**, 988-999.
- [26] K. Takahashi, A. Gunji, *Heterocycles* **1996**, 43, 941-944.
- [27] H. Ohishi, M. Tanaka, H. Kageyama, Y. Shirota, *Chem. Lett.* **2004**, 33, 1266-1267.
- [28] a) J. Nakayama, H. Dong, K. Sawada, A. Ishii, S. Kumakura, *Tetrahedron* **1996**, 52, 471-488; b) H. Kong, Y. K. Jung, N. S. Cho, I.-N. Kang, J.-H. Park, S. Cho, H.-K. Shim, *Chem. Mater.* **2009**, 21, 2650-2660; c) M. Verswyvel, J. Steverlynck, S. Hadj Mohamed, M. Trabelsi, B. Champagne, G. Koeckelberghs, *Macromolecules* **2014**, 47, 4668-4675.
- [29] a) K. Takimiya, N. Niihara, T. Otsubo, *Synthesis* **2005**, 1589-1592; b) K. Takimiya, Y. Kunugi, H. Ebata, T. Otsubo, *Chem. Lett.* **2006**, 35, 1200-1201.
- [30] P. Prediger, A. V. Moro, C. W. Nogueira, L. Savegnago, P. H. Menezes, J. B. T. Rocha, G. Zeni, *J. Org. Chem.* **2006**, 71, 3786-3792.
- [31] T. Kimura, N. Murakami, *Heteroat. Chem.* **2014**, 25, 428-433.
- [32] a) E. Bey, S. Marchais-Oberwinkler, R. Werth, M. Negri, Y. A. Al-Soud, P. Kruchten, A. Oster, M. Frotscher, B. Birk, R. W. Hartmann, *J. Med. Chem.* **2008**, 51, 6725-6739; b) D. Fujita, Y. Ueda, S. Sato, N. Mizuno, T. Kumasaka, M. Fujita, *Nature* **2016**, 540, 563-566.
- [33] D. T. Tung, A. Villinger, P. Langer, *Adv. Synth. Catal.* **2008**, 350, 2109-2117.
- [34] T. Klingstedt, H. Shirani, K. O. A. Aaslund, N. J. Cairns, C. J. Sigurdson, M. Goedert, K. P. R. Nilsson, *Chem. Eur. J.* **2013**, 19, 10179-10192.
- [35] See also: H. Shirani, M. Linares, C. J. Sigurdson, M. Lindgren, P. Norman, K. P. R. Nilsson, *Chem. Eur. J.* **2015**, 21, 15133-15137.
- [36] J. Salamoun, S. Anderson, J. C. Burnett, R. Gussio, P. Wipf, *Org. Lett.* **2014**, 16, 2034-2037.
- [37] P.-Y. Ho, C.-H. Siu, W.-H. Yu, P. Zhou, T. Chen, C.-L. Ho, L. T. L. Lee, Y.-H. Feng, J. Liu, K. Han, Y. H. Lo, W.-Y. Wong *J. Mater. Chem. C* **2016**, 4, 713-726.
- [38] a) H. Kong, D. S. Chung, I.-N. Kang, J.-H. Park, M.-J. Park, I. H. Jung, C. E. Park, H.-K. Shim, *J. Mater. Chem.* **2009**, 19, 3490-3499; b) H. Kong, Y. K. Jung, N. S. Cho, I.-N. Kang, J.-H. Park, S. Cho, H.-K. Shim, *Chem. Mater.* **2009**, 21, 2650-2660.
- [39] S. P. Mishra, A. E. Javier, R. Zhang, J. Liu, J. A. Belot, I. Osaka, R. D. McCullough, *J. Mater. Chem.* **2011**, 21, 1551-1561.
- [40] S. Gronowitz, A. B. Hoernfeldt, V. Kristjansson, T. Musil, *Chem. Scr.* **1986**, 26, 305-309.

- [41] P. Naus, R. Pohl, I. Votruba, P. Dzubak, M. Hajduch, R. Ameral, G. Birkus, T. Wang, A. S. Ray, R. Mackman, T. Cihlar, M. Hocek, *J. Med. Chem.* **2010**, *53*, 460-470.
- [42] R. Shabana, A. Galal, H. B. Mark Jr., H. Zimmer, S. Gronowitz, A. B. Hoernfeldt, *Phosphorus, Sulfur Silicon Relat. Elem.* **1990**, *48*, 239-244.
- [43] For a similar coupling see: M. J. Cho, J. Shin, S. H. Yoon, T. W. Lee, M. Kaur, D. H. Choi, *Chem. Commun.* **2013**, *49*, 7132-7134.
- [44] A. Bedi, S. S. Zade, *Macromolecules* **2013**, *46*, 8864-8872.
- [45] a) N. Nakamura, Y. Tajima, K. Sakai, *Heterocycles* **1982**, *17*, 235-245; b) A. Ohta, Y. Akita, T. Ohkuwa, M. Chiba, R. Fukunaga, A. Miyafuji, T. Nakata, N. Tani, Y. Aoyagi, *Heterocycles* **1990**, *31*, 1951-1958.
- [46] S. Tamba, R. Fujii, A. Mori, K. Hara, N. Koumura, *Chem. Lett.* **2011**, *40*, 922-924.
- [47] D. S. Rampon, L. A. Wessjohann, P. H. Schneider, *J. Org. Chem.* **2014**, *79*, 5987-5992.
- [48] a) D. García-Cuadrado, A. A. C. Braga, F. Maseras, A. M. Echavarren, *J. Am. Chem. Soc.* **2006**, *128*, 1066-1067; b) S. I. Gorelsky, D. Lapointe, K. Fagnou, *J. Am. Chem. Soc.* **2008**, *130*, 10848-10849; c) Y. Boutaldia, D. L. Davies, S. A. Macgregor, A. I. Poblador-Bahamonde, *Dalton Trans.* **2009**, 5820-5831; d) S. I. Gorelsky, *Coord. Chem. Rev.* **2013**, *257*, 153-164.
- [49] J. Salamoun, S. Anderson, J. C. Burnett, R. Gussio, P. Wipf, *Org. Lett.* **2014**, *16*, 2034-2037.
- [50] V. P. Reddy, R. Qiu, T. Iwasaki, N. Kambe, *Org. Lett.* **2013**, *15*, 1290-1293.
- [51] a) A. Hallberg, S. Liljefors, P. Pedaja, *Synth. Commun.* **1981**, *11*, 25-28; b) A. Patra, Y. H. Wijsboom, G. Leitus, M. Bendikov, *Chem. Mater.* **2011**, *23*, 896-906.
- [52] R. F. Schumacher, A. R. Rosario, A. C. G. Souza, P. H. Menezes, G. Zeni, *Org. Lett.* **2010**, *12*, 1952-1955.
- [53] S. Deprets, G. B. Kirsch, *Arkivoc* **2002**, 40-48.
- [54] P. Arsenyan, E. Paegle, S. Belyakov, I. Shestakova, E. Jaschenko, I. Domracheva, J. Popelis, *Eur. J. Med. Chem.* **2011**, *46*, 3434-3443.
- [55] a) P. Arsenyan, J. Vasiljeva, S. Belyakov, *Mendeleev Commun.* **2014**, *24*, 32-34; b) P. Arsenyan, A. Petrenko, S. Belyakov, *Tetrahedron* **2015**, *71*, 2226-2233.
- [56] a) R. F. Schumacher, D. Alves, R. Brandao, C. W. Nogueira, G. Zeni, *Tetrahedron Lett.* **2008**, *49*, 538-542; b) A. L. Stein, J. da Rocha, P. H. Menezes, G. Zeni, *Eur. J. Org. Chem.* **2010**, 705-710.
- [57] S. Deprets, G. Kirsch, *Heterocycl. Commun.* **2001**, *7*, 421-426.
- [58] T. Kesharwani, S. A. Worlikar, R. C. Larock, *J. Org. Chem.* **2006**, *71*, 2307-2312.

- [59] a) P. Arsenyan, E. Paegle, I. Domracheva, A. Gulbe, I. Kanepe-Lapsa, I. Shestakova, *Eur. J. Med. Chem.* **2014**, *87*, 471-483; b) E. Paegle, I. Domracheva, B. Turovska, M. Petrova, I. Kanepe-Lapsa, A. Gulbe, E. Liepinsh, P. Arsenyan, *Chem. Asian J.* **2016**, *11*, 1929-1938.
- [60] D. A. Barancelli, D. Alves, P. Prediger, E. C. Stangherlin, C. W. Nogueira, G. Zeni, *Synlett* **2008**, 119-125.
- [61] a) D. A. Barancelli, R. F. Schumacher, M. R. Leite, G. Zeni, *Eur. J. Org. Chem.* **2011**, 6713-6718; b) D. A. Barancelli, C. I. Acker, P. H. Menezes, G. Zeni, *Org. Biomol. Chem.* **2011**, *9*, 1529-1537; c) R. F. Schumacher, A. R. Rosario, M. R. Leite, G. Zeni, *Chem. Eur. J.* **2013**, *19*, 13059-13064.
- [62] J. A. Roehrs, R. P. Pistoia, D. F. Back, G. Zeni, *J. Org. Chem.* **2015**, *80*, 12470-12481.
- [63] A. Speranca, B. Godoi, M. D. Costa, P. H. Menezes, G. Zeni, *Tetrahedron Lett.* **2011**, *52*, 388-391.
- [64] P. Ehlers, T. T. Dang, T. Patonay, A. Villinger, P. Langer, *Eur. J. Org. Chem.* **2013**, 2000-2007.
- [65] J. L. Marshall, G. E. Rudebusch, C. L. Vonnegut, L. N. Zakharov, M. M. Haley, *Tetrahedron Lett.* **2015**, *56*, 3235-3239.
- [66] a) A. Skhiri, R. Ben Salem, J.-F. Soulé, H. Doucet, *Chem. Eur. J.* **2017**, *23*, 2788-2791; For C3-arylation of thiophenes: b) K. Yuan, H. Doucet, *Chem. Sci.* **2014**, *5*, 392-396; For C2-arylation of furans and pyrroles using benzenesulfonyl chlorides: c) A. Beladhria, K. Yuan, H. Ben Ammar, J.-F. Soulé, R. Ben Salem, H. Doucet, *Synthesis* **2014**, *46*, 2515-2523; d) R. Jin, K. Yuan, E. Chatelain, J.-F. Soulé, H. Doucet, *Adv. Synth. Catal.* **2014**, *356*, 3831-3841.