



HAL
open science

Plant litter mixture partly mitigates the negative effects of extended drought on soil biota and litter decomposition in a Mediterranean oak forest

Mathieu Santonja, Catherine Fernandez, Magali Proffit, Charles Gers, Thierry Gauquelin, Ilja M. Reiter, Wolfgang Cramer, Virginie Baldy

► To cite this version:

Mathieu Santonja, Catherine Fernandez, Magali Proffit, Charles Gers, Thierry Gauquelin, et al.. Plant litter mixture partly mitigates the negative effects of extended drought on soil biota and litter decomposition in a Mediterranean oak forest. *Journal of Ecology*, 2017, 105 (3), pp.801-815. 10.1111/1365-2745.12711 . hal-01520649

HAL Id: hal-01520649

<https://univ-rennes.hal.science/hal-01520649v1>

Submitted on 10 May 2017

HAL is a multi-disciplinary open access archive for the deposit and dissemination of scientific research documents, whether they are published or not. The documents may come from teaching and research institutions in France or abroad, or from public or private research centers.

L'archive ouverte pluridisciplinaire **HAL**, est destinée au dépôt et à la diffusion de documents scientifiques de niveau recherche, publiés ou non, émanant des établissements d'enseignement et de recherche français ou étrangers, des laboratoires publics ou privés.

Title: Plant litter mixture partly mitigates the negative effects of extended drought on soil biota and litter decomposition in a Mediterranean oak forest

Authors

Mathieu Santonja^{1,2*}, Catherine Fernandez¹, Magali Proffit³, Charles Gers⁴, Thierry Gauquelin¹, Ilja M. Reiter⁵, Wolfgang Cramer¹, Virginie Baldy¹

Adresses

1. Institut Méditerranéen de Biodiversité et d'Ecologie (IMBE), Aix Marseille Université, CNRS, IRD, Avignon Université, CS 80249, Case 4, 13331 Marseille Cedex 03, France.
2. Université Rennes 1 - UMR CNRS 6553 ECOBIO, Avenue du Général Leclerc, Campus de Beaulieu, 35042 Rennes, France.
3. Centre d'Ecologie Fonctionnelle et Evolutive (CEFE), UMR CNRS 5175, Campus CNRS/CEFE, 1919 route de Mende, 34293 Montpellier Cedex 05, France.
4. Laboratoire d'Ecologie fonctionnelle et Environnement (UMR 5245 CNRS - Institut National Polytechnique - Université Paul Sabatier), Université de Toulouse, 31062 Toulouse Cedex 04, France.
5. Ecosystèmes Continentaux et Risques Environnementaux CNRS, FR3098 ECCOREV, Domaine du Petit Arbois Avenue Louis Philibert, Bâtiment du CEREGE - BP 80, 13545 Aix-en-Provence Cedex 04, France.

Running headline: Drought effect on soil biodiversity and litter decay

Summary

1. A major challenge of current ecological research is to determine the responses of plant and animal communities and ecosystem processes to future environmental conditions. Ecosystems respond to climate change in complex ways, and the outcome may significantly depend on biodiversity.
2. We studied the relative effects of enhanced drought and of plant-species mixture on soil biota and on litter decomposition in a Mediterranean oak forest. We experimentally reduced precipitation, accounting for seasonal precipitation variability, and created a single-species litter (*Quercus pubescens*), a two-species litter mixture (*Q. pubescens* + *A. monspessulanum*) and a three-species litter mixture (*Q. pubescens* + *A. monspessulanum* + *Cotinus coggygria*).
3. In general, drier conditions affected decomposers negatively, directly by reducing fungal biomass and detritivorous mesofauna, but also indirectly by increasing the predation pressure on detritivorous mesofauna by predatory mesofauna. This is reflected under drier conditions in that Collembola abundance decreased more strongly than Acari abundance. One Collembola group (i.e. Neelipleona) even disappeared completely.
4. Increased drought strongly decreased litter decomposition rates. Mixed litter with two and three plant species positively affected soil biota communities and led to a more efficient litter decomposition process, probably through a greater litter quality. Faster decomposition in mixed litter can thus compensate slower decomposition rates under drier condition.

5. *Synthesis.* Our results highlights that, within our study system, drier climate strongly impacts on soil biodiversity and hence litter decomposition. Species-rich litter may mitigate such a decline in decomposition rates. Diverse plant communities should hence be maintained to reduce shifts in ecosystem functioning under climate change.

Key-words: climate change; drought; ecosystem functioning; food web; Mediterranean forest; nutrient dynamics; plant-soil interaction; prey-predatory interaction; soil mesofauna

Introduction

Human activities are altering the diversity of many of the World's ecosystems (Millennium Ecosystem Assessment 2005; Butchart 2010) through numerous processes, one of which is climate change (Kerr, Kharouba & Currie 2007; IPCC 2014). Unravelling the likely response of communities and ecosystem processes to future environmental conditions is a major challenge of current ecological research and may help in adaptive ecosystem management (Weltzin 2003). As climate is one of the major drivers of plant species distribution, changes in environmental conditions are expected to induce shifts and modification of plant community structure (Parmesan 2006; Lenoir *et al.* 2008). However, besides the identity of species that drive ecosystem functions (Bardgett 2005), plant diversity plays a key role for resilience and vulnerability of ecosystems to environmental changes (Hooper *et al.* 2005). According to the Insurance Hypothesis (Yachi & Loreau 1999), more diverse plant communities are more likely to resist to stressful environmental conditions such as drought. Moreover, according to the Diversity-Stability Hypothesis (Tilman, Reich & Knops 2006), species-rich communities could have greater interspecific variation in responses to perturbation than species-poor communities. In the context of climate change and sustainable forest management, increasing tree richness has been proposed as a possible

strategy to reach both ecological functioning and productivity goals (Cavard *et al.* 2011). Forest managers have been showing increased interest in mixed forest stands dominated by two or three tree species (San-Miguel-Ayanz *et al.* 2011) thanks to their higher productivity compared to single-species stands (Vallet & Perot 2011), their better resistance to biotic disturbances (Jactel & Brockerhoff 2007) and their suspected better resilience to drought (Merlin *et al.* 2015).

Water availability is the most important environmental constraint in Mediterranean ecosystems, due to the combination of high temperatures and low rainfall during summer (Larcher 2000). Regional climate models predict an increase in both temperature and drought conditions in the Mediterranean region in the next coming years (Gibelin & Déqué 2003; Kirtman *et al.* 2013; Polade *et al.* 2014). These changes are expected to result in increased frequency, intensity and duration of drought, especially during the warm season (Dubrovsky *et al.* 2014). However, the potential effects of increased drought on Mediterranean ecosystem biodiversity and functioning are still poorly studied (Sardans & Peñuelas 2013; Frank *et al.* 2015).

Roughly 90 % of global terrestrial plant production enters the dead organic matter pool (Cebrian 1999), making decomposition of plant material the dominant driver of carbon and nutrient cycling in ecosystems (Hobbie 1996; Aerts 1997; Gessner *et al.* 2010). This process is governed by environmental conditions (e.g. humidity, temperature and UV radiation), litter quality (i.e. chemical and physical characteristics of litter) and the decomposer community (i.e. composition and activity) (Couteaux, Bottner & Berg 1995; Cornelissen 1996; Gholz *et al.* 2000; Hättenschwiler, Tiunov & Scheu 2005). Since climate,

litter quality and the decomposer community are closely linked, their interactions are important for decomposition and nutrient release in litter mixtures (Gartner & Cardon 2004).

In Mediterranean terrestrial ecosystems, short-term effects of a drier climate on decomposition may lead to a reduction of soil microbial biomass (Curiel Yuste *et al.* 2011), of soil respiration (Emmett *et al.* 2004; Asensio *et al.* 2007; De Dato *et al.* 2010) and of soil enzyme activities (Sardans & Peñuelas 2005; Hueso, Hernández & García 2011). Mid-term (i.e. a few decades) effects may impact on litter quality by reducing nutrient content (Wessel *et al.* 2004; Sardans *et al.* 2008) or by increasing recalcitrant compounds (Munné-Bosch & Alegre 2000; Hernandez, Alegre & Munné-Bosch 2004), and altering the composition of decomposer communities by feedback processes. Eventually, long-term effects of drought may result in a shift in plant species composition (Hobbie 1996; Bakkenes *et al.* 2002; Thuiller *et al.* 2005; Aerts 2006; Fortunel *et al.* 2009; Osanai *et al.* 2012), and thereby in quality and quantity of plant litter entering the dead organic matter pool and the soil food web.

The few studies of climate change effects on decomposer biota in Mediterranean ecosystems so far only focussed on microbial communities. Most of them reported only minor effects of drier conditions on these communities (e.g. Bérard *et al.* 2011; Curiel Yuste *et al.* 2011; Sherman *et al.* 2012), as for example fungi appeared to be quite resistant to drought (Curiel Yuste *et al.* 2011; Barnard *et al.* 2013). To our knowledge, no study has attempted to evaluate the effect of climate change on decomposition through changes in soil mesofauna (except Morón-Rios *et al.* 2000), despite the crucial role this biological component plays in the soil food web (Coleman, Crossley & Hendrix 2004). Detritivorous mesofauna affects directly the decomposition process through litter fragmentation and transport, including distribution of chemical compounds released from litter, but also indirectly by controlling abundance, diversity, activity and dispersion of microbial communities (Seastedt 1984; Beare

et al. 1992; Rusek 1998; Sackett, Classen & Sanders 2010). Furthermore, predatory mesofauna can affect indirectly the decomposition process through the predation pressure exerted on detritivorous mesofauna (Coleman, Crossley & Hendrix 2004; Donoso *et al.* 2013). These trophic interactions have a profound impact on mass balance of essential elements such as carbon and nitrogen during decomposition, with feedback on plant abundance, diversity and productivity (Chapman, Whittaker & Heal 1988; Kardol *et al.* 2006; Bardgett & Van der Putten 2014). However, as observed in other ecosystems, drier conditions could reduce the abundance and the species richness of soil mesofauna (Lindberg, Bengtsson & Persson 2002; Kardol *et al.* 2011) with cascading effects on the decomposition process and the overall soil food web.

Besides climate, the composition of the multi-species litter mixture of an ecosystem could alter litter decomposition (De Vries *et al.* 2012; Jiang, Yin & Wang 2013), but the magnitude and strength of litter-mixing effects depend on the structure and the type of the considered ecosystem (Hoorens, Aerts & Stroetenga 2003; Gartner & Cardon 2004; Queded *et al.* 2005). However, despite their huge diversity and the essential role that soil fauna plays in ecosystem processes, very few studies have focused on litter-mixing effects on soil fauna (Korboulewsky, Perez & Chauvat 2016) and, to our knowledge, no study has attempted to evaluate these effects in Mediterranean ecosystem, and still less with the potential interrelated litter-mixing and drought factors.

In this study, we experimentally manipulated both precipitation patterns (by extending the summer drought period) and plant litter diversity (through single- or multi-species litter mixtures) in a deciduous Mediterranean oak forest in order to determine the relative effect of these two factors on soil biota, including both microbial and mesofauna components, and litter

decomposition. We hypothesised a negative effect of increased drought period on soil biota (i.e. decrease of abundance and diversity) and on litter decomposition (i.e. decrease of leaf mass loss, carbon and nitrogen releases), as soil moisture has been reported to be the most constraining environmental condition for soil fauna in Mediterranean ecosystems (Tsiafouli *et al.* 2005; Morón-Rios *et al.* 2010; Kardol *et al.* 2011). Further, we hypothesised a positive effect of multi-species litter mixtures on soil biota (i.e. increase of abundance and diversity) and on litter decomposition (i.e. increase of leaf mass loss, carbon and nitrogen releases). Finally, we hypothesized that mixing of plant species can mitigate the effects of increased drought periods, with lower negative effect in multi-species litter mixtures compared to single-species litter.

Material and methods

Study site

This study was conducted in the Oak Observatory at the OHP (O₃HP) experimental field site located in the research center “Observatoire de Haute Provence” (OHP), 60 km north of Marseille, France (43°56'115" N, 05°42'642" E). The soil is pierric calcosol (with S horizon between limestone rocks) or calcarisol when limestone appears less than 25 cm deep. pH is between 6.5 and 7.5 for A horizon and 7.5 for S horizon (Baize & Girard 1998). According to the WRB system (IUSS Working group WRB 2006) the soil can be classified as mollic leptosol.

The site is covered by a French Mediterranean natural old-growth oak forest belonging to the site Natura 2000 “FR9302008 Vachères”. It has been forested at least since the late 18th century (Hilaire *et al.* 2012) and has been managed for centuries by coppicing. 53 different plant species have been identified on the experimental core plot, where Downy oak (*Quercus*

pubescens Willd.: 75% coverage) and Montpellier maple (*Acer monspessulanum* L.: 25% coverage) are the two dominant tree species, with understory vegetation often dominated by European smoke bush (*Cotinus coggygria* Scop.: 30% coverage).

A rainout-shelter above 15 m × 20 m of canopy dynamically excluded precipitations by deploying automated shutters during rainfall events of the vegetation period (i.e. from spring to autumn). An adjacent plot without this device served as control plot. A network of sensors at different levels of the forest (including soil) allowed regular recording of environmental parameters (e.g. wind speed and direction, atmospheric pressure, precipitation, air temperature, global radiation, soil water content, soil temperature, soil conductivity).

The experiment was conducted during the years 2012 and 2013. Temperature in both plots during the study period varied from -11°C to 36°C, with a mean annual temperature of 12.7°C and 11.9°C for 2012 and 2013, respectively, similar to the local climate data recorded between 1960 and 2010 (WMO standard, temperature and precipitation, 1960-2003 St Michel l'Observatoire / Meteo France 04192001; 2003-2010 Dauphine / Meteo France 04068001 - on and close to the OHP, respectively). Precipitation in the control plot were 783 mm in 2012 and 896 mm in 2013 (annual mean was 830 mm over the 1967-2000 period). The device excluded 35% of precipitation in 2012 and 33.5% of precipitation in 2013 (Supplementary Fig. S1). From the ombrothermic diagram ($P = 2T$) (Supplementary Fig. S1), we identified a dry period when the monthly precipitation (mm) drops below two-times the mean monthly temperature (°C). For 2012, the dry period was around 3 months in the control plot (from early June to late August) and 4.5 months in the rain exclusion plot (from mid May to late September). For 2013, the dry period was only 0.5 month in the control plot (from mid May to early June) and reached 4.5 months in the rain exclusion plot (from mid May to late

September; i.e. the same than in 2012). Thereby the experimental device excluded around 35% of precipitation and the summer drought period was increased up to 4.5 months, in line with a typical climate scenario for the Mediterranean region predicting a 20-30% decrease of annual precipitation (Giorgi & Lionello 2008) and the extension of summer drought periods (Guiot & Cramer 2016).

Experimental set-up and field procedures

Freshly abscised leaves of *A. monspessulanum*, *C. coggygia* and *Q. pubescens* were collected from nearby the rain exclusion system over the whole period of maximum litter fall from October to November 2011 by using litter traps. Immediately after collection, the leaves were air-dried at room temperature and stored until the beginning of the experiment.

Leaf litter decomposition was studied over 24 months using the litterbag method (Swift, Heal & Anderson 1979). Ten grams (in equivalent dry weight) of fresh leaf litter were placed in a 4 mm-mesh litterbag (20 cm × 20 cm) with mesh size designed to allow colonization by microbes, soil mesofauna and macrofauna. The initial size of the different leaves was large enough to prevent litter loss through the mesh net, but some fragments could be lost after faunal activity. Three litter types, all containing *Q. pubescens*, were made with an equal partitioning on a dry mass basis among plant species: a single-species litter (*Q. pubescens* named *Quercus* thereafter), a two-species litter mixture (*Q. pubescens* + *A. monspessulanum* named *Quercus/Acer* thereafter) and a three-species litter mixture (*Q. pubescens* + *A. monspessulanum* + *C. coggygia* named *Quercus/Acer/Cotinus* thereafter). We used a nested experimental design with four blocks of 60 m² in each plot, control and rain exclusion, respectively. In each block, 18 pairs of adjacent replicate-litterbags (one bag being used for chemical and fungal biomass measurements and the other for mesofauna measurements) were randomly placed on soil (after removing the OL horizon) in February

2012. After 4, 8, 12, 16, 20 and 24 months, 4 pairs of litterbags for each litter type were randomly collected. A total of 288 litterbags (3 litter types \times 2 litterbags \times 6 sampling dates \times 4 replicates \times 2 environmental conditions) were thus used for this experiment.

Litter mass loss and moisture content

Removed litterbags were sealed in plastic bags. In the lab, leaves were separated according to species, which was possible even with small fragments of leaves due to the marked morphological differences among species. The samples were then freeze-dried (Lyovac GT2®) and each leaf fragment was wiped clean individually before being weighed, ground and analysed, in order to prevent litter contamination by soil. Moisture content was calculated as ratio of dry mass to fresh mass, and litter mass loss was calculated as ratio of remaining dry mass to initial dry mass. We used dry mass data and not ash free dry mass data as we did not observe a significant effect of time of litter decomposition (three-way ANOVA; $F_{\text{time}} = 1.80$, $P = 0.17$) and environmental conditions (three-way ANOVA; $F_{\text{rain exclusion}} = 0.56$, $P = 0.46$) on the litter ash content.

Chemical analysis

Initial litter quality was determined for four samples of each litter type. Organic carbon (C) and total nitrogen (N) content of litter were determined by thermal combustion on a Flash EA 1112 series C/N elemental analyser (Thermo Scientific, USA). Lignin and cellulose concentrations were determined according to the van Soest extraction protocol (van Soest & Wine 1967) using a fiber analyser (Fibersac 24; Ankom, Macedon, NJ, USA) (Hättenschwiler *et al.* 2008). Total folin phenolics were measured colorimetrically by using gallic acid as a standard (Peñuelas *et al.* 1996). A 0.25 g litter sample was dissolved in 20 ml of a 70% aqueous methanol solution, shaken for 1 h and then filtered (0.45 μm filter); 0.25 ml

of filtered extract was mixed with 0.25 ml Folin-Ciocalteu reagent (Folin & Denis 1915), 0.5 ml of saturated aqueous Na_2CO_3 (to stabilize the color reaction) and 4 ml of distilled water. After 60 min, the reaction was completed, and concentration of phenolics was determined at 765 nm on a UV/Vis spectrophotometer (Thermo Scientific, USA). To determine the water holding capacity (WHC) of initial litter, 4 samples of each litter type were soaked in distilled water for 24 h, drained and weighed. The dry weight was determined after drying samples at 60 °C for 48 h. WHC was calculated as (moist weight / dry weight) \times 100%.

Fungal biomass

Fungal biomass was determined by quantifying ergosterol, which is a fungal membrane constituent and thus a good indicator of living fungal biomass (Gessner & Chauvet 1993; Ruzicka *et al.* 2000). Ergosterol was extracted from 50 mg of litter with 5 mL of an alcohol base (KOH/methanol 8 g l⁻¹) for 30 min and purified by solid-phase extraction on a Waters® (Milford, MA, USA) Oasis HLB cartridge (Gessner & Schmitt 1996). The extract produced was purified and quantified by high-performance liquid chromatography (HPLC) on a Hewlett Packard series 1050 system running with HPLC-grade methanol at a flow rate of 1.5 ml min⁻¹. Detection was performed at 282 nm, and the ergosterol peak was identified based on the retention time of an ergosterol standard.

Mesofauna extraction and identification

Mesofauna was extracted from fresh litter using the Tullgren funnel method for ten days (Berlese 1905). Arthropods collected were stored in 95% ethanol, counted using a binocular scope and separated in 4 different morphological groups for Collembola (Entomobryomorpha, Neelipleona, Poduromorpha and Symphypleona) and in different

suborders for Acari (Oribatida, Mesostigmata and Prostigmata) (Gisin 1960; Hopkins 1997; Jansen 2010). Collembola and Acari Oribatida were regarded as detritivorous mesofauna, whereas Acari Mesostigmata and Prostigmata as predatory mesofauna (Coleman, Crossley & Hendrix 2004; Donoso *et al.* 2013).

Data analysis

Statistical analyses were performed using a combination of univariate and multivariate techniques with R software (R version 3.3.1 - 2016.06.21). Significance was evaluated in all cases at $P < 0.05$. Normality and homoscedasticity of the data were first checked using Ryan–Joiner and Levene tests, respectively. When conditions were not met, data were ln-transformed before performing statistical tests. The experimental design included three fixed factors: the decomposition time (6 sampling dates: 4, 8, 12, 16, 20 and 24 months), the litter type (3 types: *Quercus*, *Quercus/Acer* and *Quercus/Acer/Cotinus*) and the environmental conditions (2 conditions: control and rain exclusion plots). The experimental design also included the four blocks within each environmental condition (control or rain exclusion plot) as a random factor in order to take into account the site heterogeneity.

Fungi and mesofauna

Three-way analyses of variance (ANOVA), followed by Tukey test for post hoc pairwise comparisons, were used to test the effects of time (T), litter type (L) and rain exclusion treatment (E) on fungal biomass and mesofauna parameters (detritivore and predator abundances; detritivore/predator ratio; Shannon diversity index). We used nested ANOVAs with considering the four blocks as nested within corresponding environmental conditions (control or rain exclusion plot), and blocks were treated as a random factor in order to take into account the site heterogeneity. If any interaction occurred, we performed

separated one-way ANOVAs to test the effects of time, litter type and environmental condition on soil biota parameters. Relationships between fungal biomass, detritivore and predator abundances were tested using Ordinary Least Square regression (OLS).

In order to compare structure of mesofauna communities, in terms of both presence and abundance of the different groups of arthropods, among litter types and environmental conditions, for each sampling date, a data matrix of pairwise comparisons among samples was then calculated using the Bray-Curtis distance index, which ranges between 0 and 1 (Bray & Curtis 1957). Prior to the analysis, data were square-root transformed and then standardized using a Wisconsin double standardization. Non-metric multidimensional scaling (NMDS) was used to find the best low-dimensional representation of the distance matrix using the package *vegan* (Oksanen *et al.* 2013). The null hypothesis of no difference in patterns of mesofauna composition among litter types, between control and rain exclusion plots and among sampling dates was tested with a permutational multivariate analysis of variance (PERMANOVA) in the package *vegan* (Oksanen *et al.* 2013). PERMANOVA is a permutation-based version of the multivariate analysis of variance, nonparametric (in the case of one-factor models) and thus with no assumption regarding the distributions of the original variables (Anderson 2001). However, PERMANOVAs are very sensitive to heteroscedasticity (Warton, Wright & Wang 2012). Therefore prior to analysis, homoscedasticity was ensured using a multivariate analogue of Levene's test for homogeneity of variance. PERMANOVAs were run on the Bray-Curtis distance index (Bray & Curtis 1957) with 1000 permutations per analysis, first for the global dataset and then for each sampling date.

Initial litter quality and decomposition process

Differences in initial litter characteristics of the three litter types were assessed using separated one-way ANOVAs, followed by Tukey tests for post hoc pairwise comparisons, for each litter parameter. Principal Component Analysis (PCA) involving all 8 litter characteristics was applied to explore the variability in litter quality within the three litter types.

Three-way ANOVAs, followed by Tukey test for post hoc pairwise comparisons, were used to test the effects of time (T), litter type (L) and environmental conditions (E) on litter mass loss, carbon, nitrogen and phenolic releases. We used nested ANOVAs with considering the four blocks as nested within corresponding environmental condition (control or rain exclusion plot), and blocks were treated as a random factor in order to take into account the site heterogeneity. If any interaction occurred, we performed separated one-way ANOVAs to test the effects of time, litter type and environmental condition on decomposition parameters.

Relationships between litter quality, rainfall regime, soil biota and decomposition process

Significant results from ANOVA were linked using a priori knowledge in a path analysis model in order to evaluate the impacts of litter type and rainfall exclusion on soil biota parameters and linkages with litter decomposition process. Path analysis represents a particular case of structural equation modeling (SEM) involving only measured variables, where SEMs are probabilistic models that can include multiple predictors and response variables in a single causal network. SEM provides a means of representing complex hypotheses about causal networks, accounting for factors that are both causes and effects, and testing for model data consistency while accounting for the unavoidable colinearities among the explanatory variables (Grace 2006). The path analyses were conducted in R using the

lavaan package (Rosseel 2012). Based on an a priori knowledge, we developed an initial conceptual model that was both consistent with our data and which made biological sense (Supplementary Fig. S4). We first created four conceptual groups of measured variables, which were measured in the present study. These conceptual groups represented (i) litter quality, (ii) environmental condition, (iii) three variables related to soil biota and (iv) two variables related to litter decomposition process. The difference in litter quality was based on ordination axis derived from Principal Coordinates Analysis of litter characteristics data for each litter type (Supplementary Fig. S3; PCA axis 1 explaining 69.19% of variation). The difference in environmental conditions was based on mean annual summer drought period in both control and rain exclusion plots. The three variables related to soil biota included fungal biomass, abundance of detritivore mesofauna and abundance of predator mesofauna. The two variables related to litter decomposition process included carbon and nitrogen losses. The full model was simplified by stepwise exclusion of non-significant variables (either by weights or covariance) as estimated by AIC (Akaike Information Criterion), until a minimal adequate model was reached (Milcu *et al.* 2013). The adequacy of the model was determined by non-significant differences between the predicted and observed covariance matrices (χ^2 tests, $p > 0.05$), low root mean squared error of approximation index (RMSEA < 0.1), high Tucker-Lewis index (TLI > 0.90) and high comparative fit index (CFI > 0.90) (Grace 2006; Rosseel 2012). The normal distribution and homogeneity of variances of the residuals of each component model of the global path models were checked.

Finally, we also performed Pearson correlations to link each initial litter characteristic of three litter types with soil biota and litter decomposition parameters after 24 months of litter decomposition.

Results

Fungal biomass

Fungal biomass was affected by time of decomposition, litter mixture and environmental conditions (Table 1; Fig. 1). Fungal biomass was on average 23% lower in drier condition compared to control condition (Table 1; Fig. 1), for all the sampling dates except for 12 months of decomposition (Table 1, time × rain exclusion interaction; Fig. 2). Fungal biomass was generally higher in the multi-species litter mixtures compared to *Quercus* litter alone (Table 1; Fig. 1). However, fungal biomass could increase with the number of plant species but this effect depends on the decomposition time (Table 1, time × litter type interaction; Fig. 2).

Mesofauna abundance and diversity

We collected a total of 38,024 arthropods in the litterbags during the experiment (Supplementary Table S1). Acari dominated the litter mesofauna, and composed 75 % of the total number of individuals collected. Oribatida were the most abundant arthropods found across all the samples (46 %), following by Mesostigmata (18 %) and Entomobryomorpha (18 %).

Detritivore abundance was 55 % lower and predator abundance was 37 % lower under rain exclusion condition compared to control condition (Table 1; Fig. 1). While mesofauna abundances increased gradually during time of decomposition, these increases were less pronounced in drier condition, with sharp decreases after 16 months corresponding to summer drought period (Table 1, time × rain exclusion interaction; Fig. 2). Mesofauna abundances were generally higher in the multi-species litter mixtures compared to *Quercus* litter alone (Table 1; Fig. 1). However, mesofauna abundances could increase with the number of plant species but this effect depends on the decomposition time and environmental condition (Table

1, time \times litter type interaction and litter type \times rain exclusion interaction; Fig. 2). Detritivores to predators ratio was not influenced by the number of plant species in the litter mixture (Table 1) but was negatively affected by the rain exclusion treatment, from 3.2 ± 0.2 under control condition to 2.2 ± 0.1 under rain exclusion condition.

Shannon diversity index of mesofauna community varied according to time of decomposition (Table 1) with generally an increase of diversity after 8 ($H' = 1.49 \pm 0.03$) and 20 ($H' = 1.43 \pm 0.03$) months of litter decomposition (corresponding to Autumn, Supplementary Fig. S1) and a decrease of diversity after 12 ($H' = 1.26 \pm 0.02$) and 24 ($H' = 1.23 \pm 0.02$) months of litter decomposition (corresponding to Spring, Supplementary Fig. S1). Shannon diversity index was higher in the two multi-species litter mixtures ($H' = 1.32 \pm 0.02$) compared to *Quercus* litter alone ($H' = 1.24 \pm 0.04$) (Table 1), and decreased in drier condition compared to control condition only after 16 ($H' = 1.34 \pm 0.03$ and $H' = 1.41 \pm 0.04$, respectively) and 20 ($H' = 1.37 \pm 0.02$ and $H' = 1.49 \pm 0.04$, respectively) months of litter decomposition (Table 1, time \times rain exclusion interaction).

Mesofauna community structure was also strongly affected by time of decomposition (Pseudo- $F = 76.39$, $P < 0.001$), litter type (Pseudo- $F = 9.34$, $P < 0.001$) and rain exclusion treatment (Pseudo- $F = 2.17$, $P < 0.05$). Concerning rain exclusion, community structure was clearly different in control and rain exclusion plots at all sampling dates (Supplementary Fig. S2). This difference was particularly acute during rain exclusion period (summers 2012 and 2013 but also autumn 2013 when rain exclusion period was extended until the end of October, Supplementary Fig. S1; Supplementary Fig. S2). In addition, community structure differed significantly among litter types in both plots after 4, 8 and 24 months (time \times litter type interaction, Pseudo- $F = 3.23$, $P < 0.001$; Supplementary Fig. S2). Finally, after 20 months,

litter mixture effect observed in control plot disappeared under rain exclusion and mesofauna community in rain exclusion plot, whatever the type of litter, was similar to mesofauna community associated to *Quercus* litter alone in control plot (time \times rain exclusion interaction, Pseudo- $F = 15.54$, $P < 0.001$; Supplementary Fig. S2).

A positive relationship was observed between the abundance of detritivorous mesofauna and the fungal biomass under both control (Fig. 3a) and rain exclusion conditions (Fig. 3b). In control plots, we observed higher potential grazing pressure (i.e. higher detritivore abundance for a same fungal biomass) in multi-species litter mixtures compared to *Quercus* alone (Multiple-slopes comparison, $P < 0.0001$; Fig. 3a). In rain exclusion plots, we observed higher potential grazing pressure in *Quercus/Acer/Cotinus* litter-mixture compared to *Quercus* alone and *Quercus/Acer* litter-mixture (Multiple-slopes comparison, $P < 0.0001$; Fig. 3b). There was also a positive relationship between abundances of detritivorous and predatory mesofauna under both control (Fig. 3c) and rain exclusion conditions (Fig. 3d). We observed higher predation pressure (i.e. higher predator abundance for a same detritivore abundance) in *Quercus* alone compared to the multi-species litter mixtures in control plots (Multiple-slopes comparison, $P < 0.0001$; Fig. 3c) and a similar predation pressure across the three litter types in rain exclusion plots (multiple-slopes comparison, $P > 0.05$; Fig. 3d).

Initial litter quality and decomposition process

Except for organic carbon, initial litter characteristics varied among the three litter types (Table 2). The first axis of the PCA (Supplementary Fig. S3), explaining 69.19% of variation in litter quality throughout the gradient *Quercus/Acer/Cotinus* > *Quercus/Acer* > *Quercus*, was strongly negatively correlated with WHC (Pearson's $r = -0.89$; $P < 0.001$), phenolics (Pearson's $r = -0.86$; $P < 0.001$) and N (Pearson's $r = -0.72$; $P < 0.001$), but

positively correlated with lignin (Pearson's $r = 0.97$; $P < 0.001$), cellulose (Pearson's $r = 0.98$; $P < 0.001$), lignin/N ratio (Pearson's $r = 0.99$; $P < 0.001$) and C/N ratio (Pearson's $r = 0.75$; $P < 0.001$).

During the decomposition process, litter mass loss increased through time and with the number of plant species and decreased with rain exclusion (Table 3; Fig. 4). After 24 months, *Quercus* litter mass loss was 13% higher in *Quercus/Acer* litter mixture and 18% higher in *Quercus/Acer/Cotinus* litter mixture in control condition compared to the *Quercus* litter alone (Table 3; Fig. 4). This positive litter mixture effect was only preserved in *Quercus/Acer/Cotinus* litter mixture in the rain exclusion condition with 16% higher litter mass loss compared to the singly *Quercus* litter (Table 3, mixture \times rain exclusion interaction; Fig. 4).

In general, carbon and phenolics release increased with time and the number of plant species in litter mixture (Table 3; Fig. 4). Rain exclusion treatment induced a delay in phenolics release during the first 8 months of decomposition in the 3 litter types, and this delay persisted after 20 and 24 months only for the singly *Quercus* litter (Table 3, time \times rain exclusion interaction; Fig. 4). N release increased with the number of plant species in litter mixture and was lower on drier condition compared to control condition (Table 3; Fig. 4). N immobilization in control plot was reduced with the increase of the number of plant species in the litter mixtures with 8, 4 and 0 months of immobilization in *Quercus* litter, *Quercus/Acer* and *Quercus/Acer/Cotinus* litter mixtures, respectively (Fig. 4). Rain exclusion treatment increased the time of N immobilization in *Quercus* litter and *Quercus/Acer* litter mixture reaching 16 and 8 months, respectively (Fig. 4).

Relationships between litter quality, rainfall, soil biota and decomposition process

We investigated the effects of litter quality and rainfall on fungal biomass and mesofauna (detritivores and predators) abundance and their impacts on C and N releases after 24 months of litter decomposition. The fitting parameters of the minimal adequate path analysis model (SEM) were excellent ($P_{\chi^2} = 0.45$, RMSEA = 0.00, TLI = 1.03, CFI = 1.00; Fig. 5), and the model explained 88% and 82% of the variance in C and N releases, respectively. We identified the increase of litter quality as important driver affecting positively fungal biomass and detritivore abundance (Supplementary Table S2 for more details). On the opposite, the decrease of rainfall was an important driver affecting negatively fungal biomass and detritivore abundance. Detritivore abundance appeared to be more sensitive (i.e. higher path coefficient) to change in litter quality and rainfall regime than fungal biomass. Greater fungal biomass was associated with increased detritivore abundance. Interestingly, predator abundance was not directly affected by the increase of litter quality or the rainfall decrease, but was strongly associated to the detritivore abundance. C and N releases increased with increasing fungal biomass and detritivore abundance. Detritivore abundance showed a higher contribution on C and N releases than fungal biomass. The model indicated strong indirect effects of litter quality and rainfall decrease on C and N releases via changes in fungal biomass and detritivore abundance, but also a weak direct negative effect of rainfall decrease on C and N releases.

Discussion

Our main findings are that (i) increasing the drought period decreased strongly soil biota abundance and diversity, increased potential predation pressure on detritivorous mesofauna and reduced the decomposition efficiency; (ii) the multi-species litter mixtures improved decomposer community structure and decomposition efficiency; (iii) the negative

effects of increased drought period on soil biota and decomposition were mitigated by the mixing of plant species in the litter.

Increased drought period negatively affects the soil food web and litter decomposition

In the present study, increasing the drought period reduced fungal biomass and detritivorous mesofauna abundance, but also altered the community structure of mesofauna associated with decomposing leaves. Our result of reduced fungal biomass in rain exclusion plot contrasts with most other previous studies in Mediterranean ecosystems that observed an absence or only minor effects of drier conditions on soil fungal communities (Wilkinson *et al.* 2002; Curiel Yuste *et al.* 2011; Sherman *et al.* 2012; Curiel Yuste *et al.* 2014). As suggested by Curiel Yuste *et al.* (2014), Mediterranean fungal communities are probably well adapted to the rather dry conditions that regularly occur during the summer hot season, compared to fungal communities in non-Mediterranean ecosystems without this drastic climatic conditions. This discrepancy is probably related to the Mediterranean ecosystem type that could respond distinctly to precipitation change. Indeed, the fungal communities from our downy oak forest could be more sensitive to drier conditions than fungal communities from Mediterranean shrubland (Curiel Yuste *et al.* 2011; Sherman *et al.* 2012), holm oak forest (Curiel Yuste *et al.* 2011, 2014) or pine forest (Wilkinson *et al.* 2002) as rainfall in our downy oak forest in the bioclimatic supramediterranean stage can be naturally higher compared to bioclimatic zones usually observed of shrublands of pine forests (Quézel & Médail 2003). However, we could not exclude that this discrepancy of results could be also related to different experimental setups, taking into account rain exclusion treatment (our experiment and Curiel Yuste *et al.* 2011, 2014), irrigation treatment (Wilkinson *et al.* 2002) or climatic gradient (Sherman *et al.* 2012), but also distinct experimental duration (ranging from 4 months (Wilkinson *et al.* 2002) to 10 years (Curiel Yuste *et al.* 2011, 2014)).

Previous studies on different ecosystems reported that drought treatment reduced abundance and species richness of soil arthropods (Lindberg, Bengtsson & Persson 2002; Hagvar & Klanderud 2009; Kardol *et al.* 2011; Xu *et al.* 2012). In our study, the effect of drier condition on soil mesofauna was more pronounced compared to the effect on fungal biomass and varied over time and according to the mesofauna group. However, Acari seem more adapted to increased summer drought period in this Mediterranean ecosystem than Collembola. These shifts led to an increase of Acari dominance through the mesofauna communities under drier conditions. As previously observed by Lindberg, Bengtsson & Persson (2002) in a temperate coniferous forest subjected to a decrease in summer precipitation, soil mesofauna communities could change towards a dominance of more drought-resistant species, and drier climate could induce the local extinction of some species. For example, Neelipleona completely disappeared in the rain exclusion plot. This group of Collembola is known to be highly sensitive to desiccation, partly due to their morphology facilitating water exchanges with the external environment (Jansen 2010). Loss of Neelipleona may induce the loss of associated functions in decomposition. Indeed, the strong sensitivity of detritivorous to drought can explain the decrease of C and N releases during the decomposition in the rain exclusion plot, as detritivores appeared to be important drivers of C and N losses in the present study.

Predator abundance was not directly affected by the rain exclusion treatment but was strongly dependent to the detritivore abundance that was directly affected by the rain exclusion. Drought also altered the relative importance of predatory and detritivorous mesofauna, modifying the trophic structure of the soil food web. Indeed, Mesostigmata and Prostigmata are recognized as predators of Collembola and Oribatida (Coleman, Crossley & Hendrix 2004; Donoso *et al.* 2013). Acari were more resistant compared to Collembola, but

Accepted Article
Acari predators were also more resistant compared to Acari detritivores. The abundance of detritivores was reduced by 48% under rain exclusion condition whereas the abundance of predators was only reduced by 26%, leading to a change in the detritivore/predator ratio from 3.2 to 2.2. This indicates that predation pressure was potentially increased in drier conditions.

Predatory arthropods could impact indirectly the decomposition process, but contradictory results are recorded in the literature depending on the ecosystem considered. Previous studies reported that predators increased decomposition in temperate forest (Lawrence & Wise 2004) and decreased decomposition in temperate grassland ecosystem (Kajak 1991). In our Mediterranean forest, we did not observe a direct effect of predators on decomposition, but the high dependence of the predators on detritivores whatever the conditions and a higher predation pressure on detritivorous mesofauna under drier conditions could explain the reduced litter decomposition by detritivorous mesofauna (e.g. fungal grazing and litter fragmentation; Bengtsson, Hedlund & Rundgren 1993; Hasegawa & Takeda 1995; Cragg & Bardgett 2001). This result is in accordance with findings from Lensing & Wise (2006) in temperate forest subjected to reduced precipitation, and points out the consequences of change in soil food web under drier condition for the litter decomposition process.

Drier climatic conditions directly negatively affected litter mass loss and carbon release. These findings are in line with previous studies demonstrating lower decomposition rates under drier conditions (Lensing & Wise 2007; Wieder, Cleveland & Townsend 2009; Saura-Mas *et al.* 2012; Vogel *et al.* 2013; Walter *et al.* 2013; Santonja *et al.* 2015a). We also observed lower N release and higher N immobilization duration under drier climatic conditions. Finally, phenolics release was delayed in rain exclusion condition, which could

delay litter colonization by mesofauna (Chomel *et al.* 2014) and then decomposition (Asplund, Bokhorst & Wardle 2013).

Litter mixture positively affects soil biota and litter decomposition and mitigates negative drought effects

Our results demonstrated a strong link between litter type and soil biota, since abundance, biomass, and diversity of decomposers changed with the presence of *Acer* and *Cotinus*. Here, presence of *Acer* and *Cotinus* in the litter mixtures increased the fungal biomass and both mesofauna abundance and diversity, suggesting an important role of these two plant species in structuring the soil food web of the downy oak forest. We could hypothesize that litter mixtures with diverse plant species increased the variety of substrates and microhabitats and thus enhanced the complexity of decomposers community (Hansen & Coleman 1998; Milcu *et al.* 2006; Wardle 2006). Moreover, the presence of *Acer* and *Cotinus* in the litter mixture with *Quercus* decreased the C/N and the lignin/N ratios and increased water-holding capacity. This increase of litter quality had a significant positive effect on decomposers, especially abundance and diversity of detritivores, in accordance with previous studies pointing out the increase of the abundance and diversity of soil organisms with higher litter quality (Hansen & Coleman 1998; Berg & McLaugherty 2003; Hättenschwiler, Tiunov & Scheu 2005). We found a positive correlation with initial phenolic content and soil biota, contrary to what we observed for other studies (Hättenschwiler *et al.* 2005; Chomel *et al.* 2014). The presence of *Acer* and *Cotinus* increased the amount and the diversity of phenolics and could have acted as carbon source for soil organisms (Blum & Shafer 1988; Souto, Chiapusio & Pellissier 2000). We found a positive relationship between fungal biomass and detritivorous mesofauna, as most detritivorous Collembola and Oribatida are fungivorous and may feed selectively on different fungal species (Kaneko, McLean & Parkinson 1995). In

Accepted Article

addition, as the litter mixing positive effect is higher on the detritivore abundance than on the fungal biomass, the grazing pressure on fungi might have increased from mono- to tri-specific litter mixtures. The predation pressure was likely highest in pure *Quercus* litters, given the low abundance of detritivores and high abundance of predators. Overall, mixing multiple litter species could then influence the relative abundance of different trophic levels and might hence affect the soil food web (Chapman & Newman 2010). In addition, the observed positive relationships between the number of plant species in the mixture and the diversity of mesofauna supports the diversity cascade hypothesis (Wardle *et al.* 2006; Chapman & Newman 2010) in Mediterranean forest. Previous studies carried out in boreal, temperate or tropical forest ecosystems found positive, negative or no plant mixture effect on soil mesofauna (Cavard *et al.* 2011; Korboulewsky, Perez & Chauvat 2016). Our study, the first concerning a Mediterranean forest ecosystem, reveals a positive effect of plant mixture on the diversity and the abundance of soil mesofauna.

The positive litter mixing effect on decomposers affected in turn positively the decomposition, with a greater litter mass loss and nutrient release from the multi-species litter mixtures containing *Acer* and *Cotinus*. This finding is in line with previous studies that observed these relationships between litter characteristics and litter decomposition rate (Wardle, Bonner & Barker 2002; Makkonen *et al.* 2013; Santonja *et al.* 2015b), but we evidenced that the control of litter decomposition rate through litter mixture can be mediated by decomposers, especially detritivorous mesofauna, in the downy oak Mediterranean forest. The improvement of the nitrogen release in multi-species litter mixtures is of special concern in Mediterranean ecosystems where nitrogen is recognized to be a frequent limiting nutrient (Sardans & Peñuelas 2013).

In accordance with our third hypothesis, positive effects of multi-species litter mixture persisted under rain exclusion condition, especially for the *Quercus/Acer/Cotinus* mixture. In fact, fungal biomass was two times less affected by rain exclusion in multi-species litter mixtures compared to *Quercus* litter decomposing alone. We observed a higher negative rain exclusion effect on predator abundance in multi-species litter mixtures compared to *Quercus* litter decomposing alone. Also, our results suggest that the presence of *Acer* and *Cotinus* allowed maintaining a greater nitrogen release compared to *Quercus* single-species litter under drier condition: we observed a nitrogen release reduction of 43% for *Quercus* singly contrary to 34% for the two- and 22% for the tri-species litter mixtures. Moreover, N immobilization in the litter mixtures is reduced by a factor two or totally disappeared with the presence of *Acer* or *Acer* and *Cotinus*, respectively, ensuring a continuous N release during the decomposition process. Contrary to Vogel *et al.* (2013) who did not observe any buffer effect of plant diversity on decomposition process under experimental rain exclusion treatment in temperate grassland, we observed a drought effect mitigation in litter mixtures in Mediterranean forest. In fact, positive litter mixing effects on soil biota and litter decomposition efficiency were maintained under drier conditions and negative drought effect were also reduced in litter mixtures contrary to *Quercus* litter alone. Thus, diverse plant communities should hence be maintained to reduce shifts in Mediterranean forest functioning under climate change.

Acknowledgements

We thank Sylvie Dupouyet and Jean-Philippe Orts for their contribution to the set-up of the experiment and the field work, Caroline Lecareux and Germain Bounou for their assistance to the chemical analyses, Lou Barbe and Simon Chollet for their advice with statistical analyses and Andreas Prinzing for helpful comments on an earlier version of the manuscript.

We also thank three anonymous reviewers as well as the Handling Editor for constructive comments on the manuscript. Funding was provided by the French Centre National de la Recherche Scientifique (CNRS) through the EC2CO-BIOEFFECT action, the French Agence Nationale pour la Recherche (ANR) through the project SecPriMe² (no. ANR-12-BSV7-0016-01), the European Union FP7-ENVIRONMENT project OPERAs (grant 308393), the research federation ECCOREV FR3098 and the LABEX OT-Med (no. ANR-11-LABX-0061) funded by the French Government through the A*MIDEX project (no. ANR-11-IDEX-0001-02). We thank the French Region PACA and Europe for the PhD grant attributed to Mathieu Santonja. Finally, the authors declare no conflict of interest.

Author's contributions

MS, CF, TG and VB designed the research; MS, CF and VB conducted the research; MS, CF, MP, CG, TG and VB collected and analyzed the data; MS, CF, MP, CG, TG, IR, WC and VB wrote the manuscript.

Data accessibility

All data are included in the manuscript and supporting information.

References

- Aerts, R. (1997) Climate, leaf litter chemistry and leaf litter decomposition in terrestrial ecosystems: A triangular relationship. *Oikos*, **79**, 439-449.
- Aerts, R. (2006) The freezer defrosting: global warming and litter decomposition rates in cold biomes. *Journal of Ecology*, **94**, 713-724.
- Anderson, M.J. (2001) A new method for non parametric multivariate analysis of variance. *Austral Ecology*, **26**, 32-46.

- Asensio, D., Peñuelas, J., Ogaya, R. & Llusia, J. (2007) Seasonal soil and CO₂ exchange rates in a Mediterranean holm oak forest and their responses to drought conditions. *Atmospheric Environment*, **41**, 2447-2455.
- Asplund, J., Bokhorst, S. & Wardle D.A. (2013) Secondary compounds can reduce the soil micro-arthropod effect on lichen decomposition. *Soil Biology and Biochemistry*, **66**, 10-16.
- Baize, D. & Girard, M.C. (1998) *A sound reference base for soils: the « référentiel pédologique »*. eds Quae, Paris, France.
- Bakkenes, M., Alkemade, J.R.M., Ihle, F., Leemans, R. & Latour, J.B. (2002) Assessing effects of forecasted climate change on the diversity and distribution of European higher plants for 2050. *Global Change Biology*, **8**, 390-407.
- Bardgett, R.D. (2005) *The biology of soil: a community and ecosystem approach*. Oxford University Press, Oxford.
- Bardgett, R.D. & Van der Putten, W.H. (2014) Belowground biodiversity and ecosystem functioning. *Nature*, **515**, 505-511.
- Beare, M.H., Parmelee, R.W., Hendrix, P.F., Cheng, W.X., Coleman, D.C. & Crossley, D.A. (1992) Microbial and Faunal Interactions and Effects on Litter Nitrogen and Decomposition in Agroecosystems. *Ecological Monographs*, **62**, 569-591.
- Bengtsson, G., Hedlund, K. & Rundgren, S. (1993) Patchiness and compensatory growth in a fungus-Collembola system. *Oecologia*, **93**, 296-302.
- Bérard, A., Bouchet, T., Sevenier, G., Pablo, A.L. & Gros, R. (2011) Resilience of soil microbial communities impacted by severe drought and high temperature in the context of Mediterranean heatwaves. *European Journal of Soil Biology*, **47**, 333-342.
- Berg, B. & McClaugherty, C. (2008) *Plant litter: Decomposition, humus formation and carbon sequestration*. Springer, Berlin.

Berlese, A. (1905) Apparicchio per raccogliere presto ed in gran numero di piccolo artropodi. *Redia*, **2**, 85-89.

Blum, U. & Shafer, S.R. (1988) Microbial populations and phenolic acids in soil. *Soil Biology and Biochemistry*, **20**, 793-800.

Bray, J. & Curtis, J. (1957) An ordination of the upland forest communities of southern Wisconsin. *Ecological Monographs*, **27**, 325-349.

Butchart, S.H.M., Walpole, M., Collen, B., van Strien, A., Scharlemann, J.P.W., Almond, R.E.A., Baillie, J.E.M., Bomhard, B., Brown, C., Bruno, J., Carpenter, K.E., Carr, G.M., Chanson, J., Chenery, A.M., Csirke, J., Davidson, N.C., Dentener, F., Foster, M., Galli, A., Galloway, J.N., Genovesi, P., Gregory, R.D., Hockings, M., Kapos, V., Lamarque, J.F., Leverington, F., Loh, J., McGeoch, M.A., McRae, L., Minasyan, A., Morcillo, M.H., Oldfield, T.E.E., Pauly, D., Quader, S., Revenga, C., Sauer, J.R., Skolnik, B., Spear, D., Stanwell-Smith, D., Stuart, S.N., Symers, A., Tierney, M., Tyrrell, T.D., Vie, J.C. & Watson, R. (2010) Global biodiversity: indicators of recent declines. *Science*, **328**, 1164-1168.

Cavard, X., Macdonald, S.E., Bergeron, Y. & Chen, H.Y.H. (2011) Importance of mixedwoods for biodiversity conservation: evidence for understory plants, songbirds, soil fauna, and ectomycorrhizae in northern forests. *Environmental Reviews*, **19**, 142-161.

Cebrian, J. (1999) Patterns in the fate of production in plant communities. *The American Naturalist*, **154**, 449-468.

Chapman, K.J., Whittaker, J.B. & Heal, O.W. (1988) Metabolic and faunal activity in litters of tree mixtures compared with pure stands. *Agriculture Ecosystems & Environment*, **24**, 33-40.

Chapman, S.K. & Newman, G.S. (2010) Biodiversity at the plant-soil interface microbial abundance and community structure respond to litter mixing. *Oecologia*, **162**, 763-769.

- Chomel, M., Fernandez, C., Bousquet-Melou, A., Gers, C., Monnier, Y., Santonja, M., Gauquelin, T., Gros, R., Lecareux, C. & Baldy, V. (2014) Secondary metabolites of *Pinus halepensis* alter decomposer organisms and litter decomposition during afforestation of abandoned agricultural zones. *Journal of Ecology*, **102**, 411-424.
- Coleman, D.C., Crossley, J.D.A. & Hendrix, P.F. (2004) *Fundamentals of Soil Ecology*. Elsevier Academic Press, San Diego, CA.
- Couteaux, M.M., Bottner, P. & Berg, B. (1995) Litter decomposition, climate and litter quality. *Trends in Ecology and Evolution*, **10**, 63-66.
- Cornelissen, J.H.C. (1996) An experimental comparison of leaf decomposition rates in a wide range of temperate plant species and types. *Journal of Ecology*, **84**, 573-582.
- Cragg, R.G. & Bardgett, R.D. (2001) How changes in soil faunal diversity and composition within a trophic group influence decomposition processes. *Soil Biology and Biochemistry*, **33**, 2073-2081.
- Curiel Yuste, J.C., Peñuelas, J., Estiarte, M., Garcia-Mas, J., Mattana, S., Ogaya, R., Pujol, M. & Sardans, J. (2011) Drought-resistant fungi control soil organic matter decomposition and its response to temperature. *Global Change Biology*, **17**, 1475-1486
- Curiel Yuste, J.C., Fernandez-Gonzalez, A.J., Fernandez-Lopez, M., Ogaya, R., Peñuelas, J., Sardans, J. & Lloret, F. (2014) Strong functional stability of soil microbial communities under semiarid Mediterranean conditions and subjected to long-term shifts in baseline precipitation. *Soil Biology and Biochemistry*, **69**, 223-233.
- De Dato, G.D., De Angelis, P., Sirea, C. & Beier, C. (2010) Impact of drought and increasing temperatures on soil CO₂ emissions in a Mediterranean shrubland (Gariga). *Plant and Soil*, **327**, 153-166
- De Vries, F.T., Manning, P., Tallowin, J.R.B., Mortimer, S.R., Pilgrim, E.S., Harrison, K.A., Hobbs, P.J., Quirk, H., Shipley, B., Cornelissen, J.H.C., Kattge, J. & Bardgett, R.D. (2012)

Abiotic drivers and plant traits explain landscape-scale patterns in soil microbial communities. *Ecology Letters*, **15**, 1230-1239.

Donoso, D.A., Johnston, M.K., Clay, N.A. & Kaspari, M.E. (2013) Trees as templates for trophic structure of tropical litter arthropod fauna. *Soil Biology and Biochemistry*, **61**, 45-51.

Dubrovsky, M., Hayes, M., Duce, P., Trnka, M., Svoboda, M. & Zara, P. (2014) Multi-GCM projections of future drought and climate variability indicators for the Mediterranean region. *Regional Environmental Change*, **14**, 1907-1919.

Emmett, B.A., Beier, C., Estiarte, M., Tietema, A., Kristensen, H.L., Williams, D., Peñuelas, J., Schmidt, I. & Sowerby, A. (2004) The response of soil processes to climate change: results from manipulation studies of shrublands across an environmental gradient. *Ecosystems*, **7**, 625-637

Folin, O. & Denis, W. (1915) A colorimetric method for the determination of phenols (and phenol derivatives) in urine. *Journal of Biological Chemistry*, **22**, 305-308.

Fortunel, C., Garnier, E., Joffre, R., Kazakou, E., Queded, H., Grigulis, K., Lavorel, S., Ansquer, P., Castro, H., Cruz, P., Doležal, J., Eriksson, O., Freitas, H., Golodets, C., Jouany, C., Kigel, J., Kleyer, M., Lehsten, V., Lepš, J., Meier, T., Pakeman, R., Papadimitriou, M., Papanastasis, V.P., Quétier, F., Robson, M., Stenberg, M., Theau, J.P., Thébault, A. & Zarovali, M. (2009) Leaf traits capture the effects of land use changes and climate on litter decomposability of grasslands across Europe. *Ecology*, **90**, 598-611.

Frank, D., Reichstein, M., Bahn, M., Frank, D., Mahecha, M., Smith, P., Thonicke, K., Van der Velde, M., Vicca, S., Babst, F., Beer, C., Buchmann, N., Canadell, J., Ciais, P., Cramer, W., Ibrom, A., Miglietta, F., Poulter, B., Rammig, A., Seneviratne, S., Walz, A., Wattenbach, M., Zavala, M. & Zscheischler, J. (2015) Effects of climate extremes on the

terrestrial carbon cycle: concepts, observations and global implications. *Global Change Biology*, **21**, 2861-2880.

Gartner, T.B. & Cardon, Z.G. (2004) Decomposition dynamics in mixed-species leaf litter. *Oikos*, **104**, 230-246.

Gessner, M.O. & Chauvet, E. (1993) Ergosterol-to-biomass conversion factors for aquatic hyphomycetes. *Applied and Environmental Microbiology*, **59**, 502-507.

Gessner, M.O. & Schmitt, A.L. (1996) Use of solid-phase extraction to determine ergosterol concentrations in plant tissue colonized by fungi. *Applied and Environmental Microbiology*, **62**, 415-419.

Gessner, M.O., Swan, C.M., Dang, C.K., Mckie, B.G., Bardgett, R.D., Wall, D.H. & Hättenschwiler, S. (2010) Diversity meets decomposition. *Trends in Ecology and Evolution*, **25**, 372-380.

Gholz, H.L., Wedin, D.A., Smitherman, S.M., Harmon, M.E. & Parton, W.J. (2000) Long-term dynamics of pine and hardwood litter in contrasting environments: toward a global model of decomposition. *Global Change Biology*, **6**, 751-765.

Gibelin, A.L. & Déqué, M. (2003) Anthropogenic climate change over the Mediterranean region simulated by a global variable resolution Model. *Climatic Dynamics*, **20**, 327-339.

Giorgi, F. & Lionello, P. (2008) Climate change projections for the Mediterranean region. *Global and Planetary Change*, **63**, 90-104.

Gisin, H. (1960) *Collembolenfauna Europas*. Museum d'Histoire Naturelle, Geneve.

Grace, J.B. (2006) *Structural equation modeling and natural systems*. Cambridge University Press, Cambridge, UK.

Guiot, J., & Cramer W. (2016) Climate change: The 2015 Paris Agreement thresholds and Mediterranean basin ecosystems. *Science*, **354**, 465-468.

Hagvar, S. & Klanderud, K. (2009) Effect of simulated environmental change on alpine soil arthropods. *Global Change Biology*, **15**, 2970-2980.

Hansen, R.A. & Coleman, D.C. (1998) Litter complexity and composition are determinants of the diversity and species composition of oribatid mites (Acari: Oribatida) in litterbags. *Applied Soil Ecology*, **9**, 17-23.

Hasegawa, M. & Takeda, H. (1995) Changes in feeding attributes of four collembolan populations during the decomposition process of pine needles. *Pedobiologia*, **39**, 155-169.

Hättenschwiler, S., Tiunov, A.V. & Scheu, S. (2005) Biodiversity and litter decomposition in terrestrial ecosystems. *Annual Review of Ecology, Evolution and Systematics*, **36**, 191-218.

Hättenschwiler, S., Aeschlimann, B., Coûteaux, M.M., Roy, J. & Bonal, D. (2008) High variation in foliage and leaf litter chemistry among 45 tree species of a neotropical rainforest community. *New Phytologist*, **179**, 165-175.

Hernandez, I., Alegre, L. & Munné-Bosch, S. (2004) Drought-induced changes in flavonoids and other low molecular weight antioxidants in *Cistus clussi* grown under Mediterranean field conditions. *Tree Physiology*, **24**, 1303-1311

Hilaire, C., Orts, J.P., Boer, M. & Gauquelin, T. (2012) Le domaine de l'Observatoire de Haute-Provence (OHP): hermas et chênaie pubescente, du XVIIIe siècle à nos jours. *Courrier scientifique du Parc naturel régional du Luberon et de la Réserve de biosphère Luberon-Lure*, **11**, 8-21

Hobbie, S.E. (1996) Temperature and plant species control over litter decomposition in Alaskan tundra. *Ecological Monographs*, **66**, 503-522.

Hooper, D.U., Chapin III, F.S., Ewel, J.J., Hector, A., Inchausti, P., Lavorel, S., Lawton, J.H., Lodge, D.M., Loreau, M., Naeem, S., Schmid, B., Setälä, H., Symstad, A.J., Vandermeer, J. & Wardle, D.A. (2005) Effects of biodiversity on ecosystem functioning: A consensus of current knowledge. *Ecological Monographs*, **75**, 3-35.

Hoorens, B., Aerts, R. & Stroetenga, M. (2003) Does initial litter chemistry explain litter mixture effects on decomposition? *Oecologia*, **137**, 578-586.

Hopkins, S.P. (1997) *The Biology of Springtails (Insects: Collembolan)*. Oxford University Press, New York.

Hueso, S., Hernández, T. & García, C. (2011) Resistance and resilience of the soil microbial biomass to severe drought in semiarid soils: The importance of organic amendments. *Applied Soil Ecology*, **50**, 27-36

IPCC (2014) Climate Change 2014: Impacts, Adaptation, and Vulnerability. Part A: Global and Sectoral Aspects. Contribution of Working Group II to the Fifth Assessment Report of the Intergovernmental Panel on Climate Change (eds Field, C.B., Barros, V.R., Dokken, D.J., Mach, K.J., Mastrandrea, M.D., Bilir, T.E., Chatterjee, M., Ebi, K.L., Estrada, Y.O., Genova, R.C., Girma, B., Kissel, E.S., Levy, A.N., MacCracken, S., Mastrandrea, P.R. & White, L.L.), Cambridge University Press, Cambridge, United Kingdom and New York, NY, USA.

IUSS Working Group W.R.B. (2006) World reference base for soil resources 2006 - World Soil Resources Reports No. **103**. FAO, Rome.

Jactel, H. & Brockerhoff, E.G. (2007) Tree diversity reduces herbivory by forest insects. *Ecology Letters*, **10**, 835-848.

Janssens, F. (2013) *Checklist of the Collembola of the World*. <http://www.collembola.org/>

Jiang, Y., Yin, X. & Wang, F. (2013) The influence of litter mixing on decomposition and soil fauna assemblages in a *Pinus koraiensis* mixed broad-leaved forest of the Changbai Mountains, China. *European Journal of Soil Biology*, **55**, 28-39.

Kajak, A. (1991) Long-term changes in spider communities of drained fens. *Bulletin de la Société Neuchâteloise des Sciences Naturelles*, **116**, 125-131.

- Kaneko, N., McLean, M.A. & Parkinson, D. (1995) Grazing preference of *Onychiurus subtenuis* (Collembola) and *Oppiella nova* (Oribatei) for fungal species inoculated on pine needles. *Pedobiologia*, **39**, 538-546.
- Kardol, P., Bezemer, T.M. & van der Putten, W.H. (2006) Temporal variation in plant-soil feedback controls succession. *Ecology Letters*, **9**, 1080-1088.
- Kardol, P., Reynolds, W.N., Norby, R.J. & Classen, A.T. (2011) Climate change effects on soil microarthropod abundance and community structure. *Applied Soil Ecology*, **47**, 37-44.
- Kerr, J.T., Kharouba, H.M. & Currie, D.J. (2007) The macroecological contribution to global change solutions. *Nature*, **316**, 1581-1584.
- Kirtman, B., Power, S.B., Adedoyin, J.A., Boer, G.J., Bojariu, R., Camilloni, I., Doblas-Reyes, F.J., Fiore, A.M., Kimoto, M., Meehl, G.A., Prather, M., Sarr, A., Schär, C., Sutton, R., van Oldenborgh, G.J., Vecchi, G. & Wang, H.J. (2013) Near-term Climate Change: Projections and Predictability. In: *Climate Change 2013: The Physical Science Basis. Contribution of Working Group I to the Fifth Assessment Report of the Intergovernmental Panel on Climate Change* (eds. Stocker, T.F., Qin, D., Plattner, G.-K., Tignor, M., Allen, S.K., Boschung, J., Nauels, A., Xia, Y., Bex, V. & Midgley, P.M.). Cambridge University Press, Cambridge, United Kingdom and New York, NY, USA.
- Korboulewsky N., Perez G. & Chauvat M. (2016) How tree diversity affects soil fauna diversity: a review. *Soil Biology and Biochemistry*, **94**, 94-106.
- Larcher, W. (2000) Temperature stress and survival ability of Mediterranean sclerophyllous plants. *Plant Biosystems*, **134**, 279-295.
- Lawrence, K.L. & Wise, D.H. (2004) Unexpected indirect effect of spiders on the rate of litter disappearance in a deciduous forest. *Pedobiologia*, **48**, 149-157.

Lenoir, J., Gegou, J.C., Marquet, P.A., de Ruffray, P. & Brisse, H. (2008) A significant upward shift in plant species optimum elevation during the 20th century. *Science*, **320**, 1768-1771.

Lensing, J.R. & Wise, D.H. (2006) Predicted climate change alters the indirect effect of predators on an ecosystem process. *Proceedings of the National Academy of Sciences of the United States of America*, **103**, 15502-15505.

Lensing, J.R. & Wise, D.H. (2007) Impact of changes in rainfall amounts predicted by climate-change models on decomposition in a deciduous forest. *Applied Soil Ecology*, **35**, 523-534.

Lindberg, N., Bengtsson, J.B., & Persson, T. (2002) Effects of experimental irrigation and drought on the composition and diversity of soil fauna in a coniferous stand. *Journal of Applied Ecology*, **39**, 924-936.

Makkonen, M., Berg, M.P., van Logtestijn, R.S.P., van Hal, J.R. & Aerts, R. (2013) Do physical plant litter traits explain non-additivity in litter mixtures? A test of the improved microenvironmental conditions theory. *Oikos*, **122**, 987-997.

Mariotte, P., Robroek, B.J., Jassey, V.E., & Buttler, A. (2015) Subordinate plants mitigate drought effects on soil ecosystem processes by stimulating fungi. *Functional Ecology*, **29**, 1578-1586.

Merlin, M., Perot, T., Perret, S., Korboulewsky, N., Vallet, P. (2015) Effects of stand composition and tree size on resistance and resilience to drought in sessile oak and Scots pine. *Forest Ecology and Management*, **339**, 22-33.

Milcu, A., Partsch, S., Langel, R. & Scheu, S. (2006) The response of decomposers to variations in species and functional group diversity of plants. *Oikos*, **112**, 513-524.

Milcu, A., Allan, E., Roscher, C., Jenkins, T., Meyer, S.T., Flynn, D., Bessler, H., Buscot, F., Engels, C., Gubsch, M., König, S., Lipowsky, A., Loranger, J., Renker, C., Scherber, C.,

Schmid, B., Thébault, E., Wubet, T., Weisser, W.W., Scheu, S. & Eisenhauer, N. (2013) Functionally and phylogenetically diverse plant communities key to soil biota. *Ecology*, **94**, 1878-1885.

Millennium Ecosystem Assessment (2005) *Ecosystems and Human Well-Being: Biodiversity Synthesis Report*. Island Press, Washington DC.

Morón-Ríos, A., Rodríguez, M.A., Pérez-Camacho, L. & Rebollo, S. (2010) Effects of seasonal grazing and precipitation regime on the soil macroinvertebrates of a Mediterranean old-field. *European Journal of Soil Biology*, **46**, 91-96.

Munné-Bosch, S. & Alegre, L. (2000) Changes in carotenoids, tocopherols and diterpenes during drought and recovery, and the biological significance of chlorophyll loss in *Rosmarinus officinalis* plants. *Planta*, **210**, 925-931.

Oksanen, J., Blanchet, F.G., Kindt, R., Legendre, P., Minchin, P.R., O'Hara, R.B., Simpson, G.L., Solymos, P., Stevens, M.H.H. & Wagner, H. (2013) *Vegan: Community Ecology Package*. R package version 2.0-10. <http://CRAN.R-project.org/package=vegan>

Osanai, Y., Flittner, A., Janes, J.K., Theobald, P., Pendall, E., Newton, P.C.D. & Hovenden, M.J. (2012) Decomposition and nitrogen transformation rates in a temperate grassland vary among co-occurring plant species. *Plant and Soil*, **350**, 365-378.

Parmesan, C. (2006) Ecological and evolutionary responses to recent climate change. *Annual Review of Ecology, Evolution, and Systematics*, **37**, 637-669.

Peñuelas, J., Estiarte, M., Kimball, B.A., Idso, S.B., Pinter, P.J., Wall, G.W., Garcia, R.L., Hansaker, D.J., LaMorte, R.L. & Hendrix, D.L. (1996) Variety of responses of plant phenolic concentration to CO₂ enrichment. *Journal of Experimental Botany*, **47**, 1463-1467.

Polade, S.D., Pierce, D.W., Cayan, D.R., Gershunov, A. & Dettinger, M.D. (2014) The key role of dry days in changing regional climate and precipitation regimes. *Scientific Reports*

- Quested, H.M., Callaghan, T.V., Cornelissen, J.H.C. & Press, M.C. (2005) The impact of hemiparasitic plant litter on decomposition: direct, seasonal and litter mixing effects. *Journal of Ecology*, **93**, 87-98.
- Quézel, P. & Médail, F. (2003) *Ecologie et biogéographie des forêts du bassin méditerranéen*. Elsevier, Paris, France.
- Rosseel, Y. (2012) lavaan: An R Package for Structural Equation Modeling. *Journal of Statistical Software*, **48**, 1-36.
- Rusek, J. (1998) Biodiversity of Collembola and their functional role in the ecosystem. *Biodiversity and Conservation*, **7**, 1207-1219.
- Ruzicka, S., Edgerton, D., Norman, M. & Hill, T. (2000) The utility of ergosterol as a bioindicator of fungi in temperate soils. *Soil Biology and Biochemistry*, **32**, 989-1005.
- Sackett, T.E., Classen, A.T. & Sanders, N.J. (2010) Linking soil food web structure to above- and belowground ecosystem processes: a meta-analysis. *Oikos*, **119**, 1984-1992.
- San-Miguel-Ayanz, J., Parviainen, J., Schuck, A., Bozzano, M., Estreguil, C., Koskela, J., Lier, M., Spielmann, M., Van Brusselen, J., Bücking, W., Caudullo, G., Larsson, T.B. (2011) Criterion 4: maintenance, conservation and appropriate enhancement of biological diversity in Forest ecosystems. In: State of Europe's Forests 2011: Status and trends in sustainable forest management in Europe. Forest Europe, UNECE & FAO, Oslo, pp 65-97.
- Santonja, M., Fernandez, C., Gauquelin, T. & Baldy, V. (2015a) Climate change effects on litter decomposition: intensive drought leads to a strong decrease of litter mixture interactions. *Plant and Soil*, **393**, 69-82.
- Santonja, M., Baldy, V., Fernandez, C., Balesdent, J. & Gauquelin, T. (2015b) Potential shift in plant communities with climate change in a Mediterranean Oak forest: consequence on

nutrients and secondary metabolites release during litter decomposition. *Ecosystems*, **18**, 1253-1268.

Sardans, J. & Peñuelas, J. (2005) Drought decreases soil enzyme activity in a Mediterranean holm oak forest. *Soil Biology and Biochemistry*, **37**, 455–461.

Sardans, J., Peñuelas, J., Estiarte, M. & Prieto, P. (2008) Warming and drought alter C and N concentration, allocation and accumulation in a Mediterranean shrubland. *Global Change Biology*, **14**, 2304-2316.

Sardans, J. & Peñuelas, J. (2013) Plant-soil interactions in Mediterranean forest and shrublands: impacts of climatic change. *Plant and Soil*, **365**, 1-33.

Saura-Mas, S., Estiarte, M., Peñuelas, J. & Lloret, F. (2012) Effects of climate change on leaf litter decomposition across post-fire plant regenerative groups. *Environmental and Experimental Botany*, **77**, 274-282.

Schlesinger, W.H. (1991) *Biogeochemistry: an analysis of global change*. Academic press, San Diego.

Sherman, C., Sternberg, M. & Steinberger, Y. (2012) Effects of climate change on soil respiration and carbon processing in Mediterranean and semi-arid regions: An experimental approach. *European Journal of Soil Biology*, **52**, 48-58.

Souto, X.C., Chiapusio, G. & Pellissier, F. (2000) Relationships between phenolics and soil microorganisms in spruce forests: significance for natural regeneration. *Journal of Chemical Ecology*, **26**, 2025-2034.

Swift, M.J., Heal, O.W. & Anderson, J.M. (1979) *Decomposition in terrestrial ecosystems*. University of California Press, Berkeley.

Thuiller, W., Lavorel, S., Araújo, M.B., Sykes, M.T. & Prentice, I.C. (2005) Climate change threats to plant diversity in Europe. *Proceedings of the National Academy of Sciences of the United States of America*, **102**, 8245-8250.

- Tilman, D., Reich, P.B. & Knops, J.M.H. (2006) Biodiversity and ecosystem stability in a decade-long grassland experiment. *Nature*, **441**, 629-632.
- Vallet, P. & Perot, T. (2011) Silver fir stand productivity is enhanced when mixed with Norway spruce: evidence based on large-scale inventory data and a generic modelling approach. *Journal of Vegetation Science*, **22**, 932-942.
- Tsiafouli, M.A., Kallimanis, A.S., Katana, E., Stamou, G.P. & Sgardelis, S.P. (2005) Responses of soil microarthropods to experimental short-term manipulations of soil moisture. *Applied Soil Ecology*, **29**, 17-26.
- Vogel, A., Eisenhauer, N., Weigelt, A. & Scherer-Lorenzen, M. (2013) Plant diversity does not buffer drought effects on early-stage litter mass loss rates and microbial properties. *Global Change Biology*, **19**, 2795-2803.
- Walter J., Hein R., Beierkuhnlein C., Hammerl V., Jentsch A., Schädler, M., Schuerings J. & Kreyling J. (2013) Combined effects of multifactor climate change and land-use on decomposition in temperate grassland. *Soil Biology and Biochemistry*, **60**, 10-18.
- Wardle, D.A., Bonner, K.I. & Barker, G.M. (2002) Linkages between plant litter decomposition, litter quality, and vegetation responses to herbivores. *Functional Ecology*, **16**, 585-595.
- Wardle, D.A. (2006) The influence of biotic interactions on soil biodiversity. *Ecology Letters*, **9**, 870-886.
- Warton, D.I., Wright, S.T. & Wang, Y. (2012) Distance-based multivariate analyses confound location and dispersion effects. *Methods in Ecology and Evolution*, **3**, 89-101.
- Weltzin, J.F., Loik, M.E., Schwinning, S., Williams, D.G., Fay, P.A., Haddad, B.M., Harte, J., Huxman, T.E., Knapp, A.K., Lin, G.H., Pockman, W.T., Shaw, M.R., Small, E.E., Smith, M.D., Smith, S.D., Tissue, D.T. & Zak, J.C. (2003) Assessing the response of terrestrial ecosystems to potential changes in precipitation. *Bioscience*, **53**, 941-952.

Wessel, W.W., Tietema, A., Beier, C., Emmett, B.A., Peñuelas, J. & Riis-Nielsen, T. (2004)

A qualitative ecosystem assessment for different shrublands in western Europe under impact of climate change. *Ecosystems*, **7**, 662-671.

Wieder, W.R., Cleveland, C.C. & Townsend, A.R. (2009) Control over leaf litter decomposition in wet tropical forests. *Ecology*, **90**, 3333-3341.

Wilkinson, S.C., Anderson, J.M., Scardelis, S.P., Tisiafouli, M., Taylor, A. & Wolters, V. (2002) PLFA profiles of microbial communities in decomposing conifer litters subject to moisture stress. *Soil Biology and Biochemistry*, **34**, 189-200.

Yachi, S. & Loreau, M. (1999) Biodiversity and ecosystem productivity in a fluctuating environment: The insurance hypothesis. *Proceedings of the National Academy of Sciences of the United States of America*, **96**, 1463-1468.

Xu, G.L., Kuster, T.M., Günthardt-Goerg, M.S., Dobbertin, M. & Li, M.H. (2012) Seasonal exposure to drought and air warming affects soil Collembola and mites. *Plos One*, **e43102**.

Tables

Table 1. Results of analysis of variance for the effects of time (T), litter type (L) and rain exclusion treatment (E) on soil biota parameters.

	df	Fungal biomass		Detritivore abundance		Predator abundance		Detrit./Pred. ratio		Shannon H' Index	
		F-ratio	P-value	F-ratio	P-value	F-ratio	P-value	F-ratio	P-value	F-ratio	P-value
Block	6	0.64	0.7012	1.83	0.1010	0.60	0.7335	0.86	0.5287	2.19	0.0499
Time (T)	5	201.65	<0.0001	46.54	<0.0001	57.87	<0.0001	10.91	<0.0001	44.64	<0.0001
Litter type (L)	2	42.64	<0.0001	25.04	<0.0001	16.18	<0.0001	2.16	0.1204	7.15	0.0012
Rain exclusion (E)	1	138.43	<0.0001	118.22	<0.0001	38.37	<0.0001	38.59	<0.0001	0.49	0.4837
T × L	10	2.13	0.0287	4.44	<0.0001	2.79	0.0043	6.74	<0.0001	4.50	<0.0001
T × E	5	2.58	0.0304	11.49	<0.0001	7.27	<0.0001	0.94	0.4616	3.27	0.0089
L × E	2	0.47	0.6245	7.23	0.0012	2.19	0.1172	0.24	0.7849	0.22	0.8067
T × L × E	10	0.53	0.8679	1.25	0.2669	0.59	0.8202	0.45	0.9164	1.62	0.1119

Table 2. Main initial leaf litter characteristics of the three litter types. Values are mean \pm standard error (SE). C = Carbon content, N = Nitrogen content, WHC = Water holding capacity. Separated one-way Anovas were performed to test the effects of litter type on initial litter characteristics. Different letters denote significant differences among litter types with a $b < c$.

	<i>Quercus</i>		<i>Quercus/Acer</i>		<i>Quercus/Acer/Cotinus</i>		<i>F</i> -ratio	<i>P</i> -value
C (mg g ⁻¹ dw)	464.6 \pm 7.2	a	459.8 \pm 3.0	a	461.8 \pm 2.2	a	0.27	0.7666
N (mg g ⁻¹ dw)	7.0 \pm 0.2	a	7.8 \pm 0.1	b	7.6 \pm 0.2	b	6.27	0.0197
Lignin (mg g ⁻¹ dw)	125.1 \pm 0.6	c	100.0 \pm 1.4	b	79.5 \pm 0.5	a	431.02	<0.0001
Cellulose (mg g ⁻¹ dw)	187.6 \pm 1.5	c	149.7 \pm 1.0	b	128.4 \pm 2.0	a	285.22	<0.0001
Phenolics (mg g ⁻¹ dw)	67.1 \pm 1.7	a	84.4 \pm 2.6	b	132.4 \pm 1.9	c	253.62	<0.0001
WHC (%)	143.9 \pm 3.6	a	159.3 \pm 4.3	b	185.6 \pm 6.0	c	19.54	0.0005
C/N	66.1 \pm 1.4	b	58.9 \pm 1.1	a	60.7 \pm 1.5	a	7.63	0.0115
Lignin/N	17.8 \pm 0.5	c	12.9 \pm 0.2	b	10.5 \pm 0.3	a	85.18	<0.0001

Table 3. Results of the analysis of variance for the effects of time of decomposition (T), litter type (L) and rain exclusion treatment (E) on litter decomposition parameters.

	df	Litter mixture mass loss			<i>Q. pubescens</i> litter mass loss		Carbon release		Nitrogen release		Phenolics release	
		<i>F</i> -ratio	<i>P</i> -value	<i>F</i> -ratio	<i>P</i> -value	<i>F</i> -ratio	<i>P</i> -value	<i>F</i> -ratio	<i>P</i> -value	<i>F</i> -ratio	<i>P</i> -value	
Block	6	1.70	0.1284	0.80	0.5744	1.70	0.1284	0.88	0.5129	1.06	0.3933	
Time (T)	5	377.90	<0.0001	246.61	<0.0001	377.90	<0.0001	41.13	<0.0001	811.09	<0.0001	
Litter type (L)	2	217.50	<0.0001	21.85	<0.0001	217.50	<0.0001	79.91	<0.0001	229.48	<0.0001	
Rain exclusion (E)	1	171.46	<0.0001	99.97	<0.0001	171.46	<0.0001	48.34	<0.0001	71.66	<0.0001	
T \times L	10	1.84	0.0633	1.19	0.3066	1.84	0.0633	3.25	0.0011	19.83	<0.0001	
T \times E	5	0.72	0.6122	1.10	0.3675	0.72	0.6122	1.70	0.1422	18.74	<0.0001	
L \times E	2	1.02	0.3657	0.98	0.3785	1.02	0.3657	0.13	0.8759	1.60	0.2078	
T \times L \times E	10	0.18	0.9976	0.37	0.9577	0.18	0.9976	0.25	0.9904	0.19	0.9966	

Figures

Fig. 1. Effects of (a, d, g) time of decomposition, (b, e, h) litter type and (c, f, i) environmental condition on (a, b, c) fungal biomass, (d, e, f) detritivore abundance and (g, h, i) predator abundance. Values are mean \pm SE. Separated one-way ANOVAs were performed to test the effects of time, litter type and environmental condition on fungal biomass and detritivore and predator abundances. Different letters denote significant differences among time of decomposition, litter types or environmental conditions with $a < b < c < d < e$. DM = Dry mass of litter mixture. Q = *Quercus pubescens*, A = *Acer monspessulanum* and C = *Cotinus coggygria*.

Fig. 2. Dynamics of (a) fungal biomass, (b) detritivore abundance and (c) predator abundance associated with decomposing leaves in the three litter types and in the control and the rain exclusion plots. Values are mean \pm SE per date time of litter decomposition. Separated one-way ANOVAs were performed for each sampling period in both control and rain exclusion plots to test the effects of litter type on fungal biomass and mesofauna abundances. Different letters denote significant differences among litter types with $a < b < c$. DM = Dry mass of litter mixture. Q = *Quercus pubescens*, A = *Acer monspessulanum* and C = *Cotinus coggygria*.

Fig. 3. Relationships between fungal biomass and detritivore abundance for (a) control and (b) rain exclusion plots. Relationships between detritivore and predator abundances for (c) control and (d) rain exclusion plots. Linear regressions are represented with their respective R^2 and slope. The data include all sampling periods. Q = *Quercus pubescens*, A = *Acer monspessulanum* and C = *Cotinus coggygria*.

Fig. 4. Mean percentage of (a) *Q. pubescens* litter mass loss, (b) carbon, (c) nitrogen and (d) phenolic releases during the decomposition process through time, the two environmental conditions and the three litter types. Separated *t*-tests were performed for each sampling period and for each litter type to test the effect of the rain exclusion treatment on the decomposition parameters. * denotes significant differences between control and rain exclusion plots.

Fig. 5. Path analysis model for the effect of increased litter quality and decreased rainfall on fungal biomass and mesofauna (detritivores and predators) abundance and their effects on carbon and nitrogen releases after 24 months of litter decomposition. Solid arrows show significant positive relationships (i.e. pathways) between variables, dotted arrows indicate significant negative relationships, and numbers next to arrows show standardized parameter estimates (i.e. standardized regression weights). Significant values are indicated by * for $P < 0.05$ and *** for $P < 0.001$. r^2 values are indicated on the box of the dependent variables.

Fig. 1.

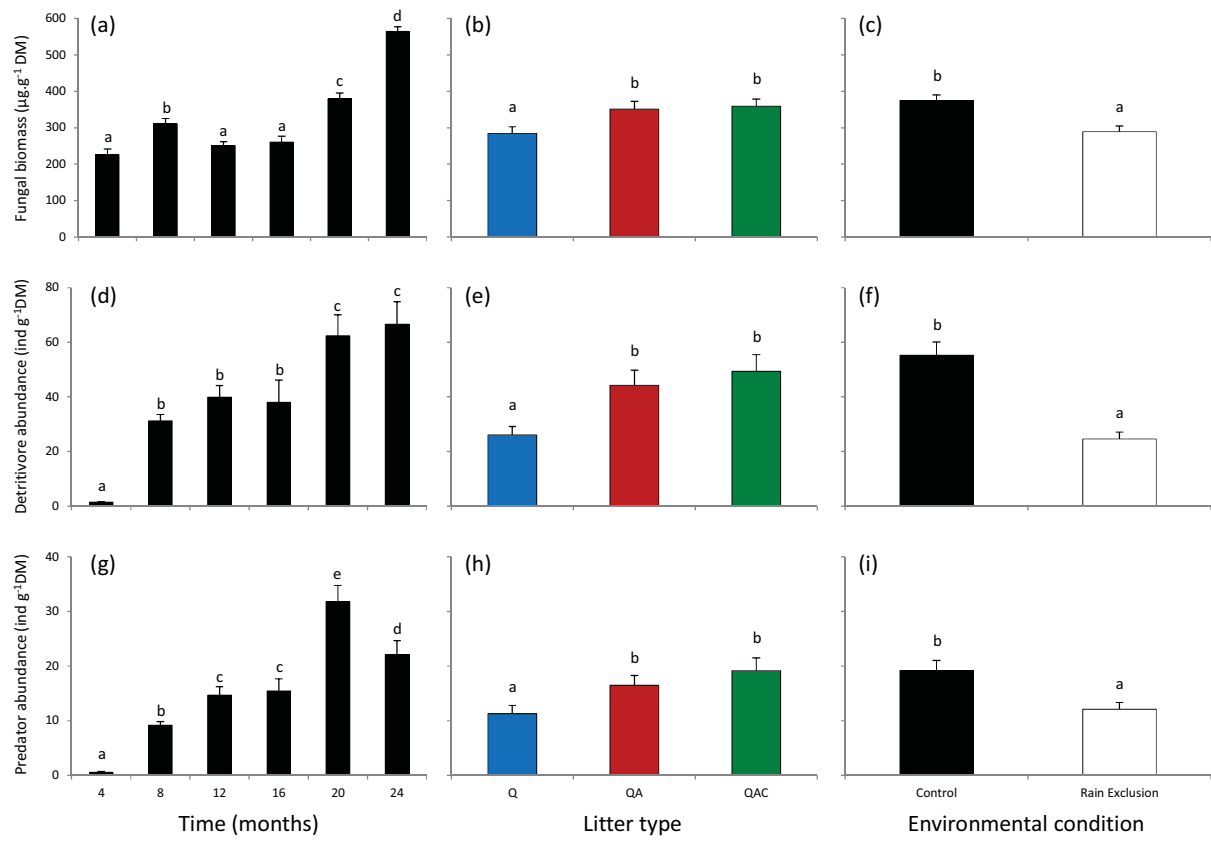


Fig. 2.

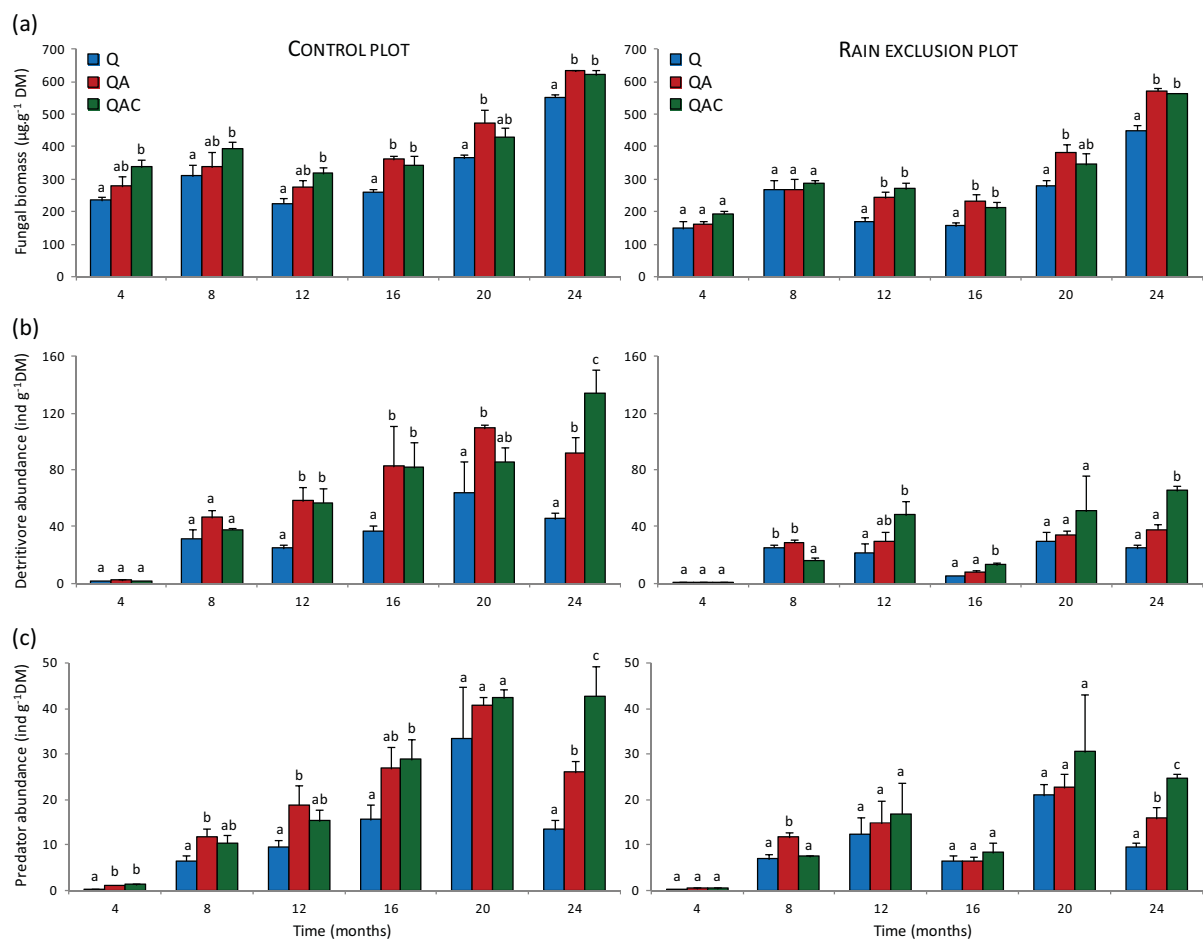


Fig. 3.

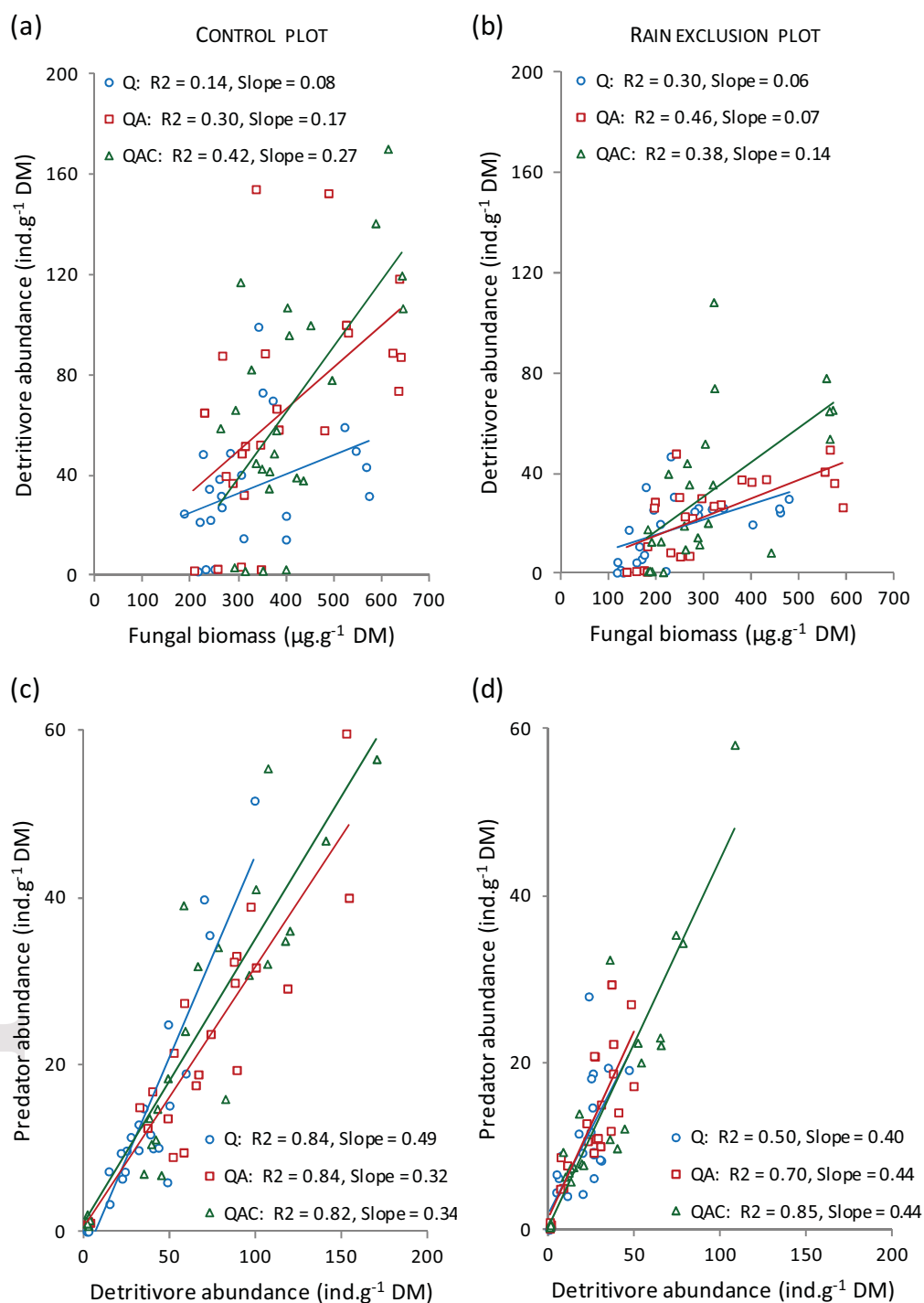


Fig. 4.

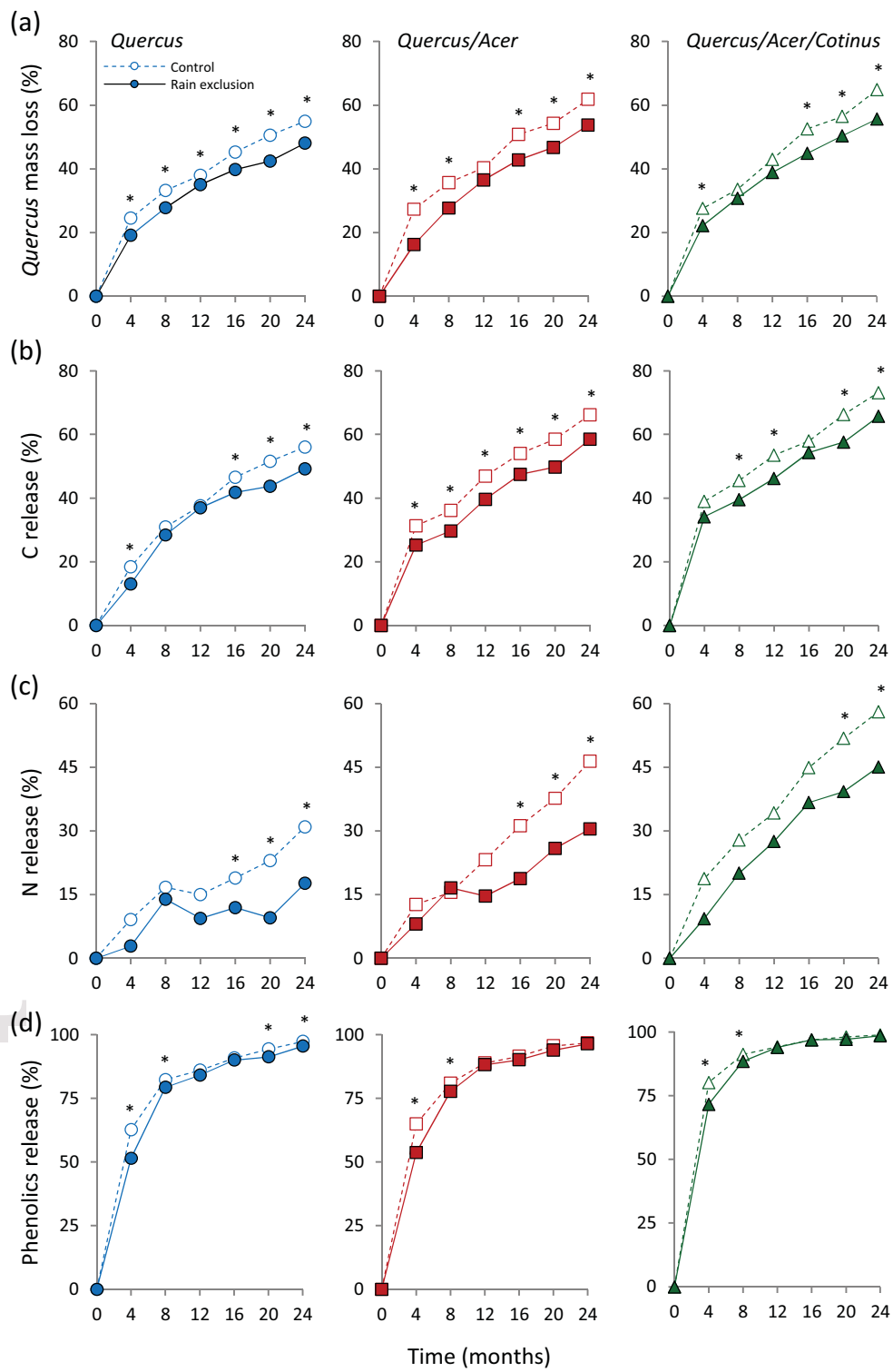


Fig. 5.

