



HAL
open science

Readily Accessible Unsymmetrical Unsaturated 2,6-Diisopropylphenyl N-Heterocyclic Carbene Ligands. Applications in Enantioselective Catalysis

Robert Tarrieu, Adrien Dumas, Jompol Thongpaen, Thomas Vives, Thierry Roisnel, Vincent Dorcet, Christophe Crevisy, Olivier Baslé, Marc Mauduit

► **To cite this version:**

Robert Tarrieu, Adrien Dumas, Jompol Thongpaen, Thomas Vives, Thierry Roisnel, et al.. Readily Accessible Unsymmetrical Unsaturated 2,6-Diisopropylphenyl N-Heterocyclic Carbene Ligands. Applications in Enantioselective Catalysis. Journal of Organic Chemistry, 2017, 82 (4), pp.1880-1887. 10.1021/acs.joc.6b02888 . hal-01475697

HAL Id: hal-01475697

<https://univ-rennes.hal.science/hal-01475697>

Submitted on 4 Jul 2017

HAL is a multi-disciplinary open access archive for the deposit and dissemination of scientific research documents, whether they are published or not. The documents may come from teaching and research institutions in France or abroad, or from public or private research centers.

L'archive ouverte pluridisciplinaire **HAL**, est destinée au dépôt et à la diffusion de documents scientifiques de niveau recherche, publiés ou non, émanant des établissements d'enseignement et de recherche français ou étrangers, des laboratoires publics ou privés.

Readily Accessible Unsymmetrical Unsaturated 2,6-Diisopropylphenyl-*N*-Heterocyclic Carbene Ligands. Applications in Enantioselective Catalysis.

Robert Tarrieu,^a Adrien Dumas,^a Jompol Thongpaen,^a Thomas Vives,^a Thierry Roisnel,^b Vincent Dorcet,^b Christophe Crévisy,^{*a} Olivier Baslé,^{*a} and Marc Mauduit^{*a}

^a *Ecole Nationale Supérieure de Chimie de Rennes, CNRS UMR 6226, Institut des Sciences Chimiques de Rennes, 11 Allée de Beaulieu, 35708 Rennes Cedex 7 (France),*

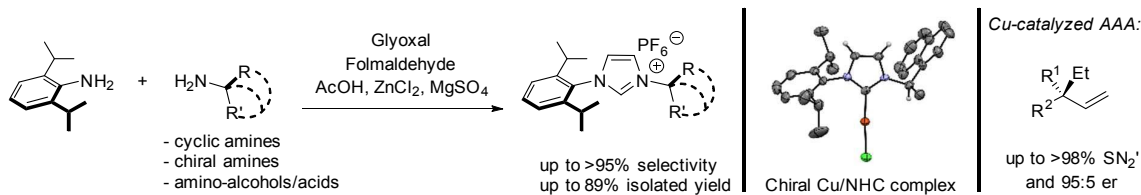
e-mail: christophe.crevisy@ensc-rennes.fr

olivier.basle@ensc-rennes.fr

marc.mauduit@ensc-rennes.fr

^b *Université de Rennes 1, CNRS, UMR 6226, Institut des Sciences Chimiques de Rennes, Centre de Diffractométrie X, Bat 10B, Campus de Beaulieu, 35042 Rennes Cedex (France)*

Graphical Abstract:



Abstract: A new multicomponent procedure was applied to the synthesis of (a)chiral bulky unsymmetrical unsaturated 2,6-diisopropylphenyl-*N*-heterocyclic carbene (NHC) precursors with excellent selectivity (up to 95%) and good yields. This approach offers access to new chiral NHCs ligands, which found successful applications in both copper-catalyzed asymmetric allylic alkylation and copper-catalyzed asymmetric borylation.

Introduction

During the past two decades, N-Heterocyclic Carbenes (NHCs) have broken through in the field of coordination chemistry.¹ These species have been used as ligands to kinetically stabilize highly reactive, low-valent transition metals complexes and enable high catalytic activity to be achieved.² Among the large variety of NHCs described in the literature, C₂-symmetrical ligands bearing the sterically encumbered 2,6-diisopropylphenyl (Dipp) nitrogen substituent, *i.e.* bis(2,6-diisopropylphenyl)imidazol-2-ylidene (IPr) and bis(2,6-diisopropylphenyl)imidazolidin-2-ylidene (SiPr), have on numerous occasions demonstrated significant benefits in multiple modern chemistry applications.³ On the other hand, unsymmetrical NHCs with increased steric discrimination and distinctive electronic properties have witnessed growing interest in the recent years.⁴ Indeed, transition metal bearing Dipp-based unsymmetrical NHC have found considerable advantages in terms of reactivity and selectivity towards challenging processes.^{5,6} A related type of carbene ligand, the family of cyclic(alkyl)(amino)carbenes (CAACs) developed by Bertrand and coworkers, has allowed important achievements by stabilizing unusual both transition metal and main group element complexes.⁷ However, the strategies to construct unsymmetrical NHC precursors require multiple steps syntheses that, due to time consumption and cost, may limit their industrial applications.⁸ Recently, we described an elegant and practical multicomponent strategy, providing access to various unsymmetrical unsaturated (a)chiral N-heterocyclic carbene (U₂-NHC) ligands precursors with high selectivity and good yield.⁹ Indeed, by simply mixing an arylamine, an alkylamine, formaldehyde and glyoxal in acetic acid for few minutes, a wide range of imidazolium salts were obtained with high selectivity (up to 93%). The corresponding U₂-NHC ligands were evaluated and evidenced strong electron donor

ability, high steric discrimination, and modular steric demand. This methodology was also successfully applied for the construction of chiral bidentate hydroxyalkyl- and carboxyalkyl-NHC ligands, which demonstrated excellent transfer of the stereinduction from the chiral center to the metal.¹⁰ Despite the efficiency and flexibility of this multicomponent procedure, the introduction of highly hindered pattern such as the Dipp fragment appeared as a major limitation, affording the desired bulky U₂-NHC precursors with poor yields and selectivities.^{9,10} Herein, we disclose a novel multicomponent procedure leading to a wide range of (a)chiral unsymmetrical unsaturated 1-(2,6-diisopropylphenyl)-3-alkyl-imidazolium salts with high selectivities (up to 95%) and good yields (figure 1). Moreover, evaluation of this ligand family in copper catalysis demonstrated utility in asymmetric C-B and C-C bond formation.

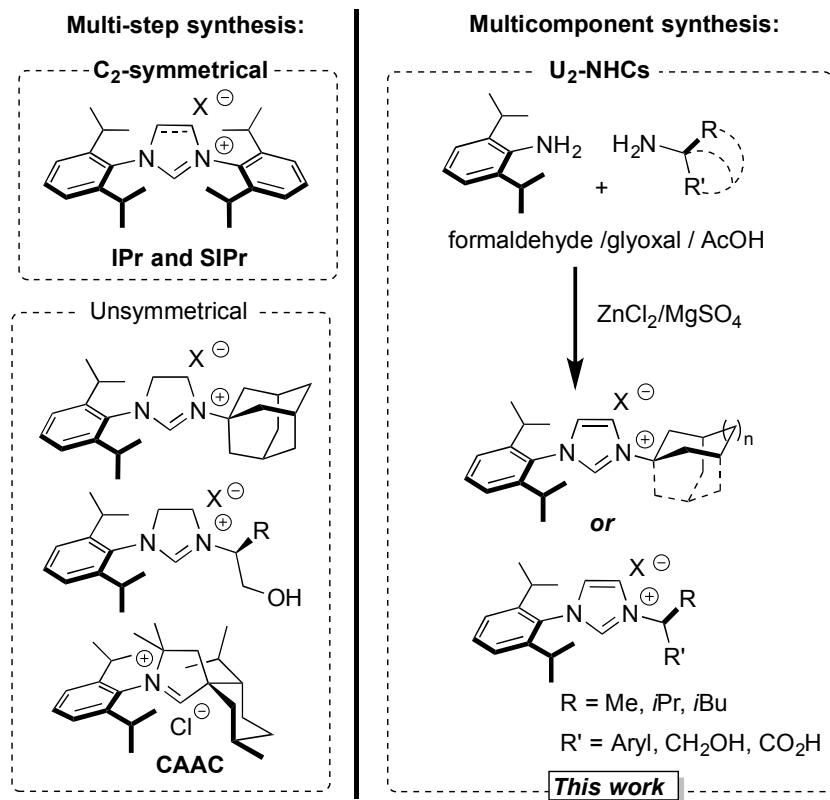


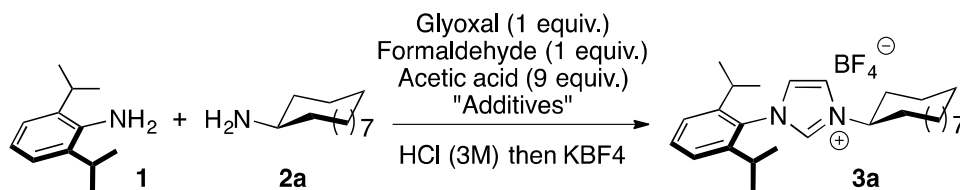
Figure 1. Examples of Dipp-based NHC ligands (left) and new synthetic route to Dipp-based U₂-NHC ligands (right)

Results and Discussion

1
2
3
4
5
6
7
8
9
10
11
12
13
14
15
16
17
18
19
20
21
22
23
24
25
26
27
28
29
30
31
32
33
34
35
36
37
38
39
40
41
42
43
44
45
46
47
48
49
50
51
52
53
54
55
56
57
58
59
60

With the objective to reach the exclusive formation of the unsymmetrical 1-(2,6-diisopropylphenyl)-3-cycloalkyl-imidazolium salts **3**, we decided to re-investigate our initial multicomponent procedure by probing various reaction conditions (Table 1). An important point to be taken into consideration when using 2,6-diisopropylaniline (**1**) in such approach, is the inherent low reactivity of this sterically congested amine under typical operational conditions for the synthesis of imidazolium salts.¹¹ First, using cyclododecanamine as the second partner of the reaction, the modest selectivity and poor yield observed at 40°C were improved with a slight increase of the temperature to 60°C (Table 1, entries 1-2). Importantly, a major improvement in both selectivity and yield could be obtained after addition of a stoichiometric amount of hydrochloric acid (Table 1, entry 4).¹² During the screening of Lewis acids, the addition of zinc chloride (1 equiv.) in diethylether appeared highly beneficial affording the unsymmetrical NHC precursors with very high selectivity (>95%) and excellent NMR yield (Table 1, entry 7).¹³ Interestingly, without affecting selectivity, the addition of magnesium sulfate (MgSO₄) could improve the NMR yield to >95% and allowed isolation of the 1-(2,6-diisopropylphenyl)-3-cyclododecyl-imidazolium salt **3a** in 76% yield (table 1, entry 9). Finally, replacement of the BF₄⁻ anion by PF₆⁻ facilitated the purification procedure and afforded the corresponding imidazolium.PF₆ salts with high 89% isolated yield (table 1, entry 10).

Table 1. Optimization of the conditions for the multicomponent process.



Entry	Additives	T (°C)	Selectivity (%) ^a	Yield (%) ^b
1	NA ^c	40	57	35
2	NA ^c	60	69	51
3	HCl (1 mol%) ^d	60	73	57
4	HCl (1 equiv.) ^d	60	89	89
5	MgCl ₂ (s) (1 equiv.)	60	88	73
6	ZnCl ₂ (s) (1 equiv.)	60	93	83
7	ZnCl ₂ (1 equiv.) ^d	60	>95	88
8	ZnCl ₂ (1.2 equiv.) ^d	60	>95	94
9	MgSO ₄ (2 equiv.), ZnCl ₂ (1.2 equiv.) ^d	60	>95	>95 (76)
10 ^e	MgSO ₄ (2 equiv.), ZnCl ₂ (1.2 equiv.) ^d	60	>95	>95 (89)
11	MgSO ₄ (2 equiv.)	60	65	46
12	Et ₂ O	60	45	30

38
39
40
41
42
43
44

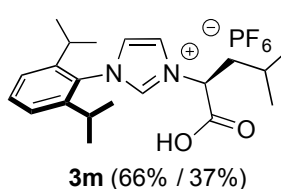
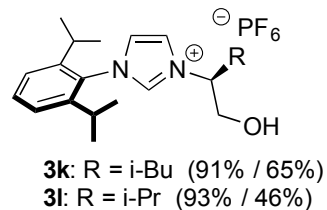
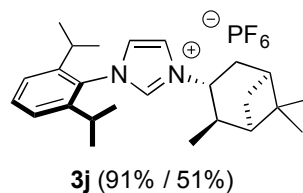
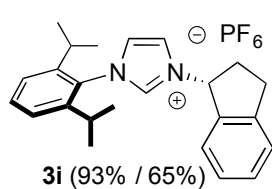
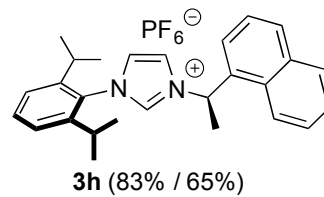
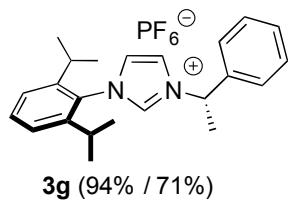
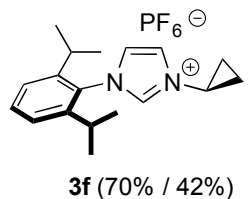
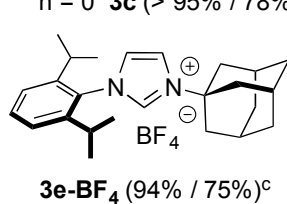
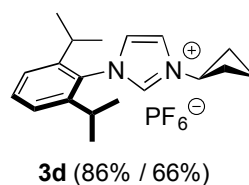
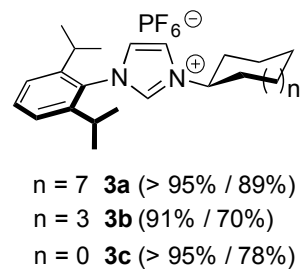
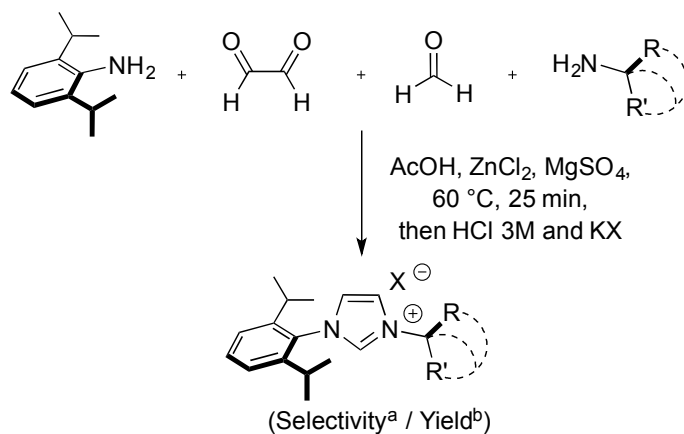
^aDetermined by ¹H NMR using tetrachloroethane as an internal standard. ^bNMR yields using tetrachloroethane as an internal standard; Isolated yields presented in parentheses. ^cNot applicable. ^d1M in Et₂O. ^eKPF₆ was used instead of KBF₄.

45
46
47
48
49
50
51
52
53
54
55
56
57
58
59
60

Under the optimized reaction conditions, we extended the scope of the reaction using first a variety of cycloalkylamines (Scheme 1). Similarly to the results

1
2
3 obtained with cyclododecanamine, the desired U₂-NHC precursors bearing the
4 cyclooctyl-, cyclopentyl- fragments were obtained with excellent selectivity and good
5 isolated yields. Interestingly, the polycyclic adamantylamine could be efficiently
6 employed in this strategy and afforded perfect selectivity in the preparation of **3e**; the
7 unsaturated analogue of the most effective NHC ligand precursor employed in
8 ruthenium-catalyzed Z-selective metathesis.⁵ Moreover, while cyclobutylamine
9 reacted quite smoothly (86% selectivity and 66% isolated yield), a noticeable
10 decrease of selectivity was observed with cyclopropylamine leading to a modest 42%
11 isolated yield of the corresponding imidazolium salt **3f**. Importantly, this approach
12 was also applicable to the use of alpha substituted chiral amines such as (*S*)- α -
13 methylbenzylamine, (*R*)-1-(1-naphthyl)ethylamine, (1*R*, 2*R*, 3*R*, 5*S*)-
14 isopinocampheylamine and (*R*)-indanamine allowing for a simple and efficient access
15 to bulky chiral NHC precursors with strong propensity for new applications in
16 selective catalysis (figure 2).^{14,5g} In effort to further extend the synthetic utility of this
17 multicomponent procedure, the synthesis of chiral bidentate NHC ligand precursors
18 was investigated. Pleasantly, the bulky chiral imidazolium salts **3k** and **3l** derived
19 from (L)-leucinol and (L)-valinol were formed with excellent selectivity and isolated in
20 reasonable yields. Under the same conditions, modest selectivity and isolated yield
21 could be obtained with (L)-leucine.
22
23
24
25
26
27
28
29
30
31
32
33
34
35
36
37
38
39
40
41
42
43
44
45
46
47
48
49
50
51
52
53

54 **Scheme 1.** Scope of the multicomponent procedure.
55
56
57
58
59
60



^a Determined by ¹H NMR analysis. ^b Isolated Yields. ^c The purification procedure is facilitated with BF₄⁻ instead of PF₆⁻.

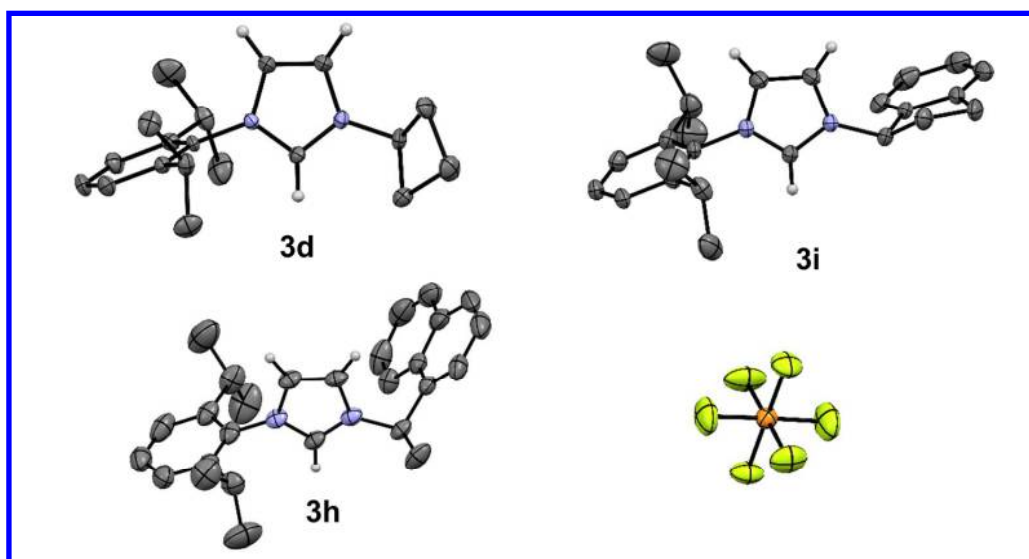
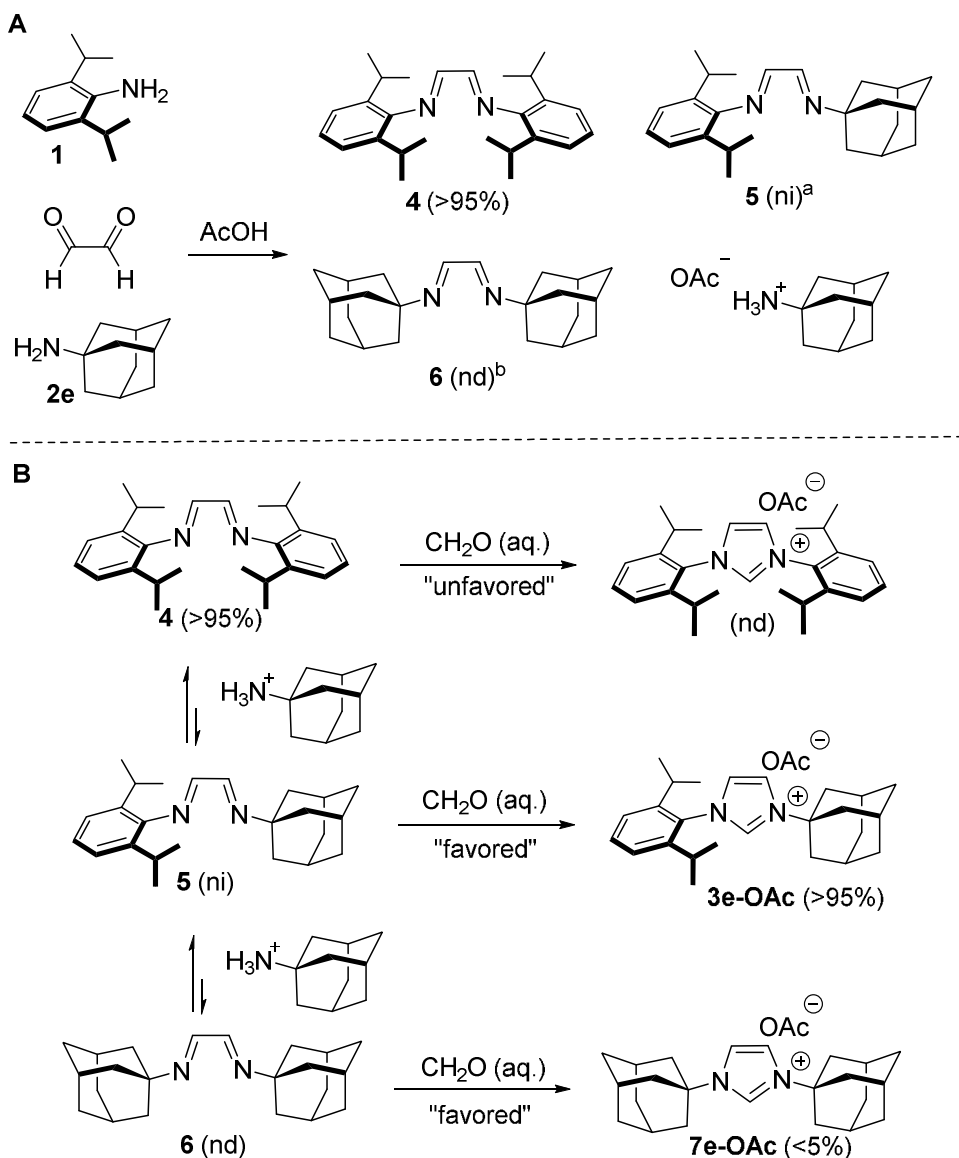


Figure 2. Solid-state structure of a selection of imidazolium salts from single crystal X-ray diffraction. Displacement ellipsoids are drawn at 50% probability. Most hydrogen atoms and PF₆⁻ anions have been omitted for clarity (N in blue, C in grey, P in orange, F in yellow, H in white).

In order to get a better understanding of the reaction mechanism and to provide insight into the factors governing the selectivity of the multicomponent procedure, we decided to adopt a two-step approach. Importantly, preliminary experiments demonstrated that the procedure involving the combination of DippNH₂ **1** and adamantylamine **2a** could be greatly simplified, since ZnCl₂ and MgSO₄ additives had no significant impact on the outcomes of this specific reaction.¹⁵ Therefore, this simplified protocol was selected as a model for the following mechanistic study. First, a stoichiometric amount of DippNH₂ **1**, AdNH₂ **2a** and aqueous glyoxal were reacted in presence of an excess of acetic acid (9 equiv.). The ¹H NMR analysis of the resulting crude mixture (< 5 min reaction) showed the preferential formation of the diaryl-diimine **4** (>95%) without unequivocal identification

1
2
3 of diimine **5** and no detectable amount of dialkyl-diimine **6** (Scheme 2, A).¹⁶ The
4
5 subsequent addition of 1 equivalent of aqueous formaldehyde afforded the desired
6
7 unsymmetrical imidazolium salt **3e-OAc** with high >95% selectivity along with <5% of
8
9 the symmetrical dialkyl imidazolium salt **7e-OAc** and no detectable amount of the IPr
10
11 imidazolium salt precursors (scheme 2, B). Besides, it was observed that the
12
13 sterically congested diaryl-diimine **4** was poorly reactive towards cyclisation under
14
15 our reactions conditions, whereas the dialkyl-diimine **6** was able to afford easily the
16
17 corresponding cyclized imidazolium salt **7e-OAc**.¹⁶ Nevertheless, when the
18
19 cyclisation of the dialkyl-diimine **6** was performed in the presence of DippNH₂ **1** (2
20
21 equiv.), the major product was the unsymmetrical salt **3e-OAc** (**3e-OAc/7e-OAc** ratio
22
23 = 94:6).¹⁶ Consequently, the high selectivity in favor of the unsymmetrical salt **3e-**
24
25 **OAc** may be explained by the fact that the cyclizations of the symmetrical diimines
26
27 are slower than i) the equilibration reactions between the three diimines¹⁷ and ii) than
28
29 the cyclisation of the unsymmetrical diimine **5**.¹⁸
30
31
32
33
34
35

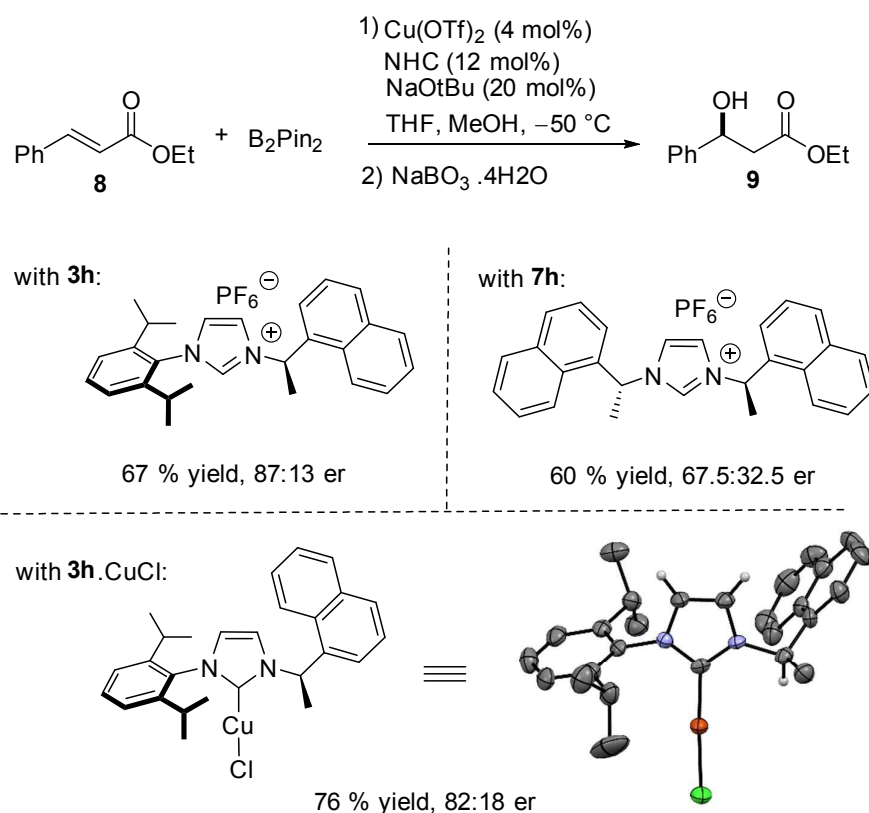
36 **Scheme 2.** Mechanistic investigation of unsymmetrical salts synthesis. (A) Ratio in
37
38 diimines after condensation with aqueous glyoxal and excess acetic acid (< 5 min
39
40 reaction). (B) Selectivity of the cyclization procedure in presence of aqueous
41
42 formaldehyde. ^a Not identified ^b not detected
43
44
45
46
47
48
49
50
51
52
53
54
55
56
57
58
59
60



The asymmetric conjugate addition of nucleophiles to electron deficient alkenes represents one of the most powerful methods to form C-C and C-heteroelement bond.¹⁹ In the recent years, enantioselective conjugate addition of diboron reagents to α,β -unsaturated carbonyl compounds catalyzed by Cu-based NHC/complexes has attracted considerable interest.²⁰ With our new series of unsymmetrical chiral imidazolium salts in hand, we decided to evaluate their potential as chiral ligands in copper-catalyzed borate addition to ethyl cinnamate (**8**). The

chiral NHC precursor **3h** displaying demanding steric environment was initially selected and the *in situ* generated Cu/NHC complex afforded the desired product **9** in good 67% isolated yield and 87:13 enantiomeric ratio (scheme 3). On the other hand, the use of the C₂ symmetrical ligand precursor analogue **7h** allowed for poor enantiocontrol (67.5:32.5 er), which demonstrates unambiguously the advantage provided by the sterically congested unsymmetrical chiral ligand. Moreover, it should be noted that the isolated and fully characterized, including X-ray diffraction analysis, Cu/NHC complex **3h**-CuCl catalyzed efficiently the transformation to form product **9** with 82:18 enantiomeric ratio.²¹

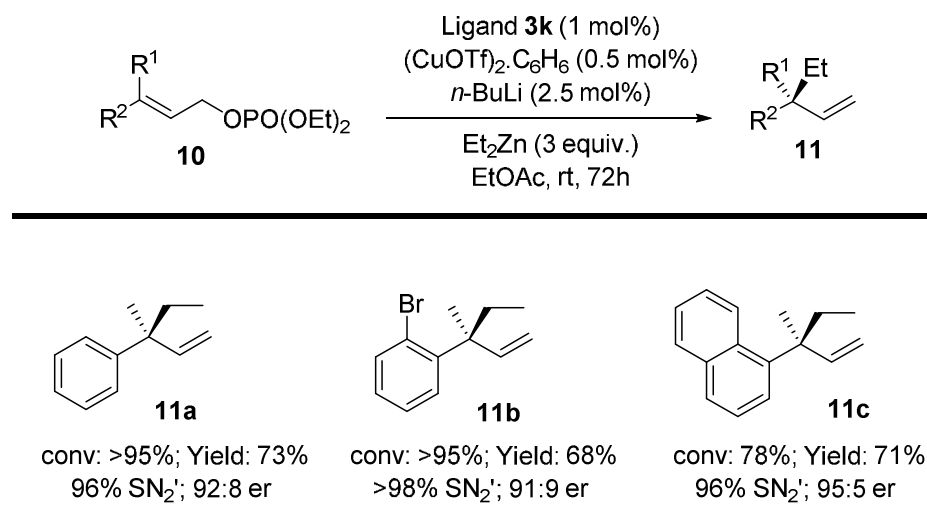
Scheme 3. Copper/NHC-Catalyzed asymmetric borylation.^a



^aEnantiomeric ratios were obtained from chiral HPLC analysis.

To further demonstrate the potential of newly developed ligand family, the chiral bidentate hydroxyalkyl ligand precursor **3k** was evaluated in copper-catalyzed asymmetric allylic alkylation to form all-carbon quaternary centers.^{6c,10} Interestingly the catalytic system prepared in situ by deprotonation of the imidazolium salt **3k** with *n*-butyllithium in presence of copper(I) triflate promoted efficiently the reaction between diethylzinc and allylphosphates **10** to form the desired quaternary carbon centers with excellent regio- (>96% SN₂') and high enantio-selectivity (up to 95:5 er) (Scheme 4).

Scheme 4. Copper-catalyzed AAA with allylphosphates.^{a,b}



^a Conversions and SN₂' ratios were determined by ¹H NMR analysis of the crude mixture. ^bEnantiomeric ratios were obtained from GC and HPLC analysis of the substitution product.

1
2
3 In conclusion, a multicomponent synthesis of sterically congested
4
5 unsymmetrical unsaturated imidazolium salts has been developed. This practical, low
6
7 cost and efficient methodology allows for the preparation in high yields and high
8
9 selectivities of a large variety of NHC ligand precursors bearing the sterically
10
11 hindered 2,6-diisopropylphenyl moieties. The new chiral monodentate ligands have
12
13 found application in copper catalyzed asymmetric boronate conjugate addition to
14
15 unsaturated esters. Significantly, with unsymmetrical chiral monodentate ligand, the
16
17 chirality transfer is enhanced by the presence of the 2,6-diisopropylphenyl fragment.
18
19 Moreover, the multicomponent procedure was also successfully applied for the
20
21 construction of chiral bidentate ligands, which demonstrated excellent control in
22
23 copper-catalyzed allylic substitution with allyl phosphates to form all-carbon
24
25 quaternary centers with high regio- and enantioselectivities. The use of this ligand
26
27 family to construct new transition-metal catalysts along with their applications in
28
29 asymmetric transformations is currently under intensive investigation in our laboratory
30
31 and will be reported in due course.
32
33
34
35
36
37

38 Experimental section

39
40 **General Experimental Procedures.** All commercial chemicals were used as
41
42 received unless otherwise noted. 1,4-Bis(2,6-diisopropylphenyl)-1,4-diaza-1,3-
43
44 butadiene^{11a} **4** and N,N'-Bis(1-adamantyl)ethanediimine²² **6** were obtained following
45
46 already described procedures. Reactions were monitored by thin-layer
47
48 chromatography (TLC) carried out on silica gel plates (60F254) using UV light as
49
50 visualizing agent, KMnO₄/K₂CO₃/NaOH in water for staining. Column
51
52 chromatography was performed with Silica Gel (spherical, particle size 40 μm,
53
54 neutral). The eluents employed are reported as volume (volume percentages).
55
56
57
58
59
60

Melting points were measured on a standard melting point apparatus in open capillary tubes and are uncorrected. Optical rotations were recorded on a polarimeter and are uncorrected. ^1H (400 MHz), ^{13}C (101 MHz), ^{19}F (376 MHz), ^{31}P (162 MHz) and ^{11}B (128 MHz) NMR spectra were recorded on a NMR spectrometer with complete proton decoupling for nucleus other than ^1H . Chemical shifts are reported in parts per million with the solvent resonance as the internal standard (CDCl_3 , ^1H : δ 7.26 ppm, ^{13}C : δ 77.16 ppm; CD_3OD , ^1H : δ 3.31 ppm, ^{13}C : δ 49.00 ppm); ^{19}F chemical shifts are reported with CFCl_3 ($\delta = 0.0$ ppm) as the internal standard; ^{31}P chemical shifts are reported with H_3PO_4 ($\delta = 0.0$ ppm) as the internal standard; ^{11}B chemical shifts are reported with $\text{BF}_3\cdot\text{Et}_2\text{O}$ ($\delta = 0.0$ ppm) as the internal standard. Coupling constants (J) are reported in Hertz (Hz). Multiplicities are reported using following abbreviations: s = singlet, br. s = broad singlet, d = doublet, dd = double doublet, ddd = double double doublet, dt = double triplet, t = triplet, q = quartet, quint = quintet, sept = septet, m = multiplet. High-resolution mass spectroscopy (HMRS) were recorded on a Q-TOF .

General Procedure for the Multicomponent Synthesis of Unsymmetrical Imidazolium Salts 3. The reaction was performed in open vessel under air atmosphere. In a round-bottomed flask were placed 2,6-diisopropylaniline (1 mmol, 1.0 equiv.), alkylamine (1 mmol, 1.0 equiv.) and acetic acid (4.5 mmol, 4.5 equiv.), then the mixture was heated at 60 °C for 5 minutes and MgSO_4 (2 mmol, 2 equiv.) was added (mixture A). In another round-bottomed flask were placed glyoxal (1 mmol, 1.0 equiv., 40 % weight in aqueous solution), formaldehyde (1 mmol, 1.0 equiv., 37 % weight in aqueous solution) and acetic acid (4.5 mmol, 4.5 equiv.), then the mixture was heated at 60 °C for 5 minutes and ZnCl_2 (1.2 mmol, 1.2 equiv., 1M in Et_2O) was added (mixture B). At 60 °C mixture B was added to mixture A and the

1
2
3 resulting mixture was stirred at 60 °C for 25 minutes then cooled down to room
4
5 temperature. An aliquot of the crude reaction mixture was taken and a ¹H NMR was
6
7 recorded to determine the selectivity of the reaction, which was calculated by
8
9 integration of characteristic signals of the different compounds. Dichloromethane (25
10
11 mL) and 3M aqueous solution of HCl (50 mL) were added and the resulting mixture
12
13 was stirred at room temperature for 1 hour. Then the organic layer was separated.
14
15 Water (50 mL) and potassium hexafluorophosphate or potassium tetrafluoroborate
16
17 (1.0 mmol, 1.0 equiv.) was added and the mixture was stirred at room temperature
18
19 for 1 hour. The organic layer was separated, dried over magnesium sulfate, filtered
20
21 and the solvents were evaporated under reduced pressure. The desired imidazolium
22
23 salt was isolated either by flash chromatography on silica gel or recrystallization.
24
25
26
27

28 **General Procedure for the Multicomponent Synthesis of Unsymmetrical**
29
30 **Imidazolium Salts 7.** In a round-bottomed flask were placed alkylamine (0.53 mmol,
31
32 1 equiv.) and acetic acid (1.20 mmol, 2.25 equiv.) then the mixture was heated at
33
34 40 °C for 5 min (mixture A). In another round-bottomed flask were placed glyoxal
35
36 (0.26 mmol, 0.5 equiv., 40 % wt in aqueous solution), formaldehyde (0.026 mmol, 0.5
37
38 equiv., 37 % wt in aqueous solution) and acetic acid (1.20 mmol, 2.25 equiv.)
39
40 then the mixture was heated at 40 °C for 5 min (mixture B). At 40 °C mixture B was
41
42 added to mixture A and the resulting mixture was stirred at 40 °C for 25 min then
43
44 cooled down to room temperature. Dichloromethane (25 mL) was added and the
45
46 organic layer was washed with brine (3 x 10 mL). The organic layer was separated,
47
48 then water (5 mL) and potassium hexafluorophosphate (48 mg, 0.26 mmol) were
49
50 added and the mixture was stirred at room temperature for 1 hour. The organic layer
51
52 was separated, dried over magnesium sulfate, filtered and the solvents were
53
54
55
56
57
58
59
60

1
2
3 evaporated under reduced pressure. The desired imidazolium salt **7** was isolated
4
5 without further purification.
6
7

8 **General Procedure for the Synthesis of Copper Complexes 3.CuCl.**

9
10 Hexafluorophosphate salt **3** (0.24 mmol, 1 equiv.) was loaded on an anion exchange
11 resin Dowex® 1x2 chloride form (2.4 ml of resin for 0.24 mmol of
12 hexafluorophosphate salt) with milli-Q water / acetone (1/1) as an eluent. After
13 removal of solvents under reduced pressure, the residue was dissolved in
14 dichloromethane, dried over MgSO₄, filtered and concentrated under reduced
15 pressure to give the corresponding chloride salt. In a dry Schlenk, under argon
16 atmosphere, were placed Ag₂O (0.24 mmol, 1 equiv.), chloride imidazolium salt (0.24
17 mmol, 1 equiv.), dichloromethane (25 mL) and 4Å molecular sieves. The mixture was
18 stirred at room temperature overnight in darkness (alumina foil) then CuCl (0.24
19 mmol, 1 equiv.) was added and the resulting mixture was stirred at room temperature
20 for 4 h in darkness. The mixture was then filtered on a celite bed with
21 dichloromethane and the solvent was removed under reduced pressure. The crude
22 solid was precipitated in dichloromethane/pentane (1/5) to afford the desired copper
23 complex **3.CuCl**.
24
25
26
27
28
29
30
31
32
33
34
35
36
37
38
39
40
41

42 **General Procedure for Copper-Catalyzed Asymmetric Borylation. Starting**
43 *from the imidazolium salts (3h and 7h):* In the glove box, Cu(OTf)₂ (4 mol%), ligand
44 (12 mol%), NaOtBu (20 mol%) and THF (1 mL) were added in a flame-dried
45 microwave flask. The resulting mixture was stirred at room temperature for 10
46 minutes and bis(pinacolato)diboron (0.55 mmol, 1.1 equiv.) was added. The mixture
47 was stirred for an extra 10 minutes and the solution was cooled down to -50 °C.
48 Then, a solution containing MeOH (1.0 mmol, 2 equiv.), ethyl cinnamate (0.5 mmol, 1
49 equiv.) and THF (1 mL) was slowly added and the mixture was stirred 3 hours at -
50
51
52
53
54
55
56
57
58
59
60

1
2
3 50 °C. Then, the oxidation step was carried out with the successive addition of
4
5 NaBO₃·4H₂O (2.5 mmol, 5 equiv.) and water (2 mL), after which the mixture was
6
7 stirred at room temperature for 3 hours. Water (10 mL) was added and the aqueous
8
9 layer was extracted with ethyl acetate (3x20 mL). The organics layers were
10
11 combined, washed with brine (20 mL), dried over MgSO₄, filtered and concentrated
12
13 under reduced pressure. The crude product was purified by silica gel
14
15 chromatography (pentane/diethyl ether, 8/2) to give the corresponding product **9** as a
16
17 colorless oil.
18
19

20
21 *Starting from the isolated copper complex (3h.CuCl):* In the glove box, **3h.CuCl** (4
22
23 mol%), Cs₂CO₃ (8 mol%), bis(pinacolato)diboron (0.55 mmol, 1.1 equiv.) and THF (1
24
25 mL) were added in a microwave flask. The resulting mixture was stirred at room
26
27 temperature for 10 minutes and the solution was cooled down to -50 °C. Then, a
28
29 solution containing MeOH (1.0 mmol, 2 equiv.), ethyl cinnamate (0.5 mmol, 1 equiv.)
30
31 and THF (1 mL) was slowly added at -50 °C and the mixture was stirred 3 hours at -
32
33 50 °C. Then, the oxidation step was carried out with the successive addition of
34
35 NaBO₃·4H₂O (1 mmol, 5 equiv.) and water (1 mL), after which the mixture was stirred
36
37 at room temperature for 3 hours. Water (5 mL) was added and the aqueous layer
38
39 was extracted with ethyl acetate (3x10 mL). The organics layers were combined,
40
41 washed with brine (10 mL), dried over MgSO₄, filtered and concentrated under
42
43 reduced pressure. The crude product was purified by silica gel chromatography
44
45 (pentane /diethyl ether: 8/2) to give the corresponding product **9** as a colorless oil.
46
47
48
49
50

51 **General Procedure for Copper-Catalyzed Asymmetric Allylic Alkylation.**

52
53 A flame-dried Schlenk tube, under an argon atmosphere, was charged with
54
55 [Cu(OTf)₂].C₆H₆ (0.5 mol%) and **3k** (1 mol%). Freshly distilled ethyl acetate (0.25
56
57 mL) was then added and the reaction mixture was stirred 10 minutes at room
58
59
60

1
2
3 temperature followed by the addition of n-BuLi (1.6M in hexanes, 2.5 mol%). The
4
5 reaction was stirred 10 minutes at room temperature and Et₂Zn (1.5 mmol, 3 equiv.)
6
7 was added. After cooling the reaction vessel to 0 °C, the phosphate (0.5 mmol, 1
8
9 equiv.) was added. As soon as the addition of the substrate was completed, the ice
10
11 bath was removed. The reaction mixture was stirred at room temperature until total
12
13 consumption of the phosphate. Upon completion of the reaction, a 1M aqueous
14
15 solution of HCl was added and the compound was extracted with diethyl ether. The
16
17 combined organic layers were then washed with a saturated aqueous solution of
18
19 NaHCO₃, brine and dried over MgSO₄. The solvents were carefully removed under
20
21 vacuum. The crude product was purified by silica gel chromatography (pentane) to
22
23 isolate the corresponding product **11** as a colorless oil.
24
25
26

27
28 **Characterization Data of Isolated Compounds.** *3-cyclododecyl-1-(2,6-*
29
30 *diisopropylphenyl)imidazolium hexafluorophosphate (3a)*: Selectivity 3a-OAc/bis_{C12-}
31
32 OAc/IPr-OAc = >95/traces/traces. Purification over silica gel (dichloromethane then
33
34 dichloromethane/ethyl acetate: 9/1). Pale brown solid (481 mg, 89%). m. p.: 173 °C.
35
36 ¹H NMR (400 MHz, Chloroform-*d*) δ 8.61 (dd, *J* = 1.7, 1.7 Hz, 1H), 7.66 (dd, *J* = 1.8,
37
38 1.8 Hz, 1H), 7.49 (t, *J* = 7.8 Hz, 1H), 7.33–7.17 (m, 3H), 4.73–4.67 (m, 1H), 2.21–2.06
39
40 (m, 4H), 1.95–1.70 (m, 2H), 1.61–1.18 (m, 18H), 1.13 (d, *J* = 7.6 Hz, 6H), 1,11 (d, *J* =
41
42 7.6 Hz, 6H). ¹³C NMR (101 MHz, Chloroform-*d*) δ 145.4, 135.7, 132.0, 130.15, 125.4,
43
44 124.7, 121.7, 59.7, 30.2, 28.9, 24.3, 24.0, 23.8, 23.5, 23.3, 23.3, 21.3. ¹⁹F NMR (376
45
46 MHz, Chloroform-*d*) δ -72.16 (d, *J* = 713 Hz). ³¹P NMR (162 MHz, Chloroform-*d*) δ -
47
48 144.32 (sept, *J* = 713 Hz). HRMS (ESI) calcd. for C₂₇H₄₃N₂⁺ (M-PF₆): *m/z* 395.34207,
49
50 found: 395.3422 (0 ppm). Anal. Calcd. for C₂₇H₄₃F₆N₂P: C, 59.99%; H, 8.02%; N,
51
52 5.18%; found: C, 59.85%; H, 7.77%; N, 4.99%
53
54
55
56
57
58
59
60

1
2
3 *3-cyclooctyl-1-(2,6-diisopropylphenyl)imidazolium hexafluorophosphate (3b):*

4
5 Selectivity 3b-OAc/bis_{C8}-OAc/IPr-OAc = 91/9/0. Purification over silica gel
6
7 (dichloromethane) followed by recrystallization in dichloromethane/cyclohexane.
8
9 White solid (339 mg, 70%). m. p.: 196 °C. ¹H NMR (400 MHz, Chloroform-*d*) δ 8.63
10
11 (dd, *J* = 1.7, 1.7 Hz, 1H), 7.67 (dd, *J* = 1.9, 1.9 Hz, 1H), 7.52 (t, *J* = 7.8 Hz, 1H), 7.30
12
13 (s, 1H), 7.28 (s, 1H), 7.25 (dd, *J* = 1.5, 1.5 Hz, 1H), 4.82 (quint., *J* = 7.3 Hz, 1H),
14
15 2.28–2.01 (m, 6H), 1.91–1.52 (m, 10H), 1.17 (d, *J* = 6.8 Hz, 6H), 1.14 (d, *J* = 6.8 Hz,
16
17 6H). ¹³C NMR (101 MHz, Chloroform-*d*) δ 145.5, 135.3, 132.0, 130.2, 125.3, 124.7,
18
19 121.3, 62.4, 33.9, 28.9, 26.4, 25.4, 24.4, 24.0, 23.8. ¹⁹F NMR (376 MHz, Chloroform-
20
21 *d*) δ -72.20 (d, *J* = 713 Hz). ³¹P NMR (162 MHz, Chloroform-*d*) δ -144.29 (sept, *J* =
22
23 713 Hz). HRMS (ESI) calcd. for C₂₃H₃₅N₂⁺ (M-PF₆): *m/z* 339.27947, found: 339.2798
24
25 (1 ppm). Anal. Calcd. for C₂₃H₃₅F₆N₂P: C, 57.02%; H, 7.28%; N, 5.78%; found: C,
26
27 57.05%; H, 6.87%; N, 5.68%

28
29
30
31
32
33
34 *3-cyclopentyl-1-(2,6-diisopropylphenyl)imidazolium hexafluorophosphate (3c):*

35
36 Selectivity 3c-OAc/bis_{C5}-OAc/IPr-OAc = 96/4/0. Purification over silica gel
37
38 (dichloromethane). Pale brown solid (345 mg, 78%). m. p.: 172 °C. ¹H NMR (400
39
40 MHz, Chloroform-*d*) δ 8.55 (dd, *J* = 1.7, 1.7 Hz, 1H), 7.68 (dd, *J* = 1.9, 1.9 Hz, 1H),
41
42 7.51 (t, *J* = 7.8 Hz, 1H), 7.32–7.24 (m, 3H), 4.98 (quint, *J* = 7.1 Hz, 1H), 2.55–2.32
43
44 (m, 2H), 2.21 (sept, *J* = 6.7 Hz, 2H), 2.09–1.67 (m, 6H), 1.15 (d, *J* = 6.8 Hz, 6H), 1.12
45
46 (d, *J* = 6.8 Hz, 6H). ¹³C NMR (101 MHz, Chloroform-*d*) δ 145.4, 135.5, 132.0, 130.1,
47
48 125.5, 124.7, 121.5, 62.1, 33.5, 28.8, 24.3, 23.9, 23.8. ¹⁹F NMR (376 MHz,
49
50 Chloroform-*d*) δ -72.44 (d, *J* = 713 Hz). ³¹P NMR (162 MHz, Chloroform-*d*) δ -144.37
51
52 (sept, *J* = 713 Hz). HRMS (ESI) calcd. for C₂₀H₂₉N₂⁺ (M-PF₆): *m/z* 297.23307, found:
53
54
55
56
57
58
59
60

1
2
3 297.2331 (0 ppm). Anal. Calcd. for C₂₀H₂₉F₆N₂P: C, 54.30%; H, 6.61%; N, 6.33%;
4
5 found: C, 54.72%; H, 6.77%; N, 6.39%
6
7

8
9 *3-cyclobutyl-1-(2,6-diisopropylphenyl)imidazolium hexafluorophosphate (3d):*

10 Selectivity 3d-OAc/bisC₄-OAc/IPr-OAc = 86/14/0. Purification over silica gel
11 (dichloromethane/pentane: 8/2 then dichloromethane). Pale brown solid (283 mg,
12 66%). Single-crystals of **3d** were obtained by slow evaporation of a saturated
13 solution in dichloromethane/pentane. m. p.: 161 °C. ¹H NMR (400 MHz, Chloroform-*d*)
14 δ 8.55 (dd, *J* = 1.7, 1.7 Hz, 1H), 7.78 (dd, *J* = 1.8, 1.8 Hz, 1H), 7.52 (t, *J* = 7.8 Hz,
15 1H), 7.30 (s, 1H), 7.28 (s, 1H), 7.27–7.24 (m, 1H), 5.13 (quint, *J* = 8.5 Hz, 1H), 2.74 –
16 2.62 (m, 2H), 2.58–2.44 (m, 2H), 2.22 (sept, *J* = 6.8 Hz, 2H), 2.06–1.88 (m, 2H), 1.16
17 (d, *J* = 6.8 Hz, 6H), 1.12 (d, *J* = 6.8 Hz, 6H). ¹³C NMR (101 MHz, Chloroform-*d*) δ
18 145.5, 135.1, 132.0, 130.1, 125.4, 124.7, 121.4, 54.0, 30.7, 28.7, 24.4, 23.9, 14.6. ¹⁹F
19 NMR (376 MHz, Chloroform-*d*) δ -72.47 (d, *J* = 713 Hz). ³¹P NMR (162 MHz,
20 Chloroform-*d*) δ -144.35 (sept, *J* = 713 Hz). HRMS (ESI) calcd. for C₁₉H₂₇N₂⁺ (M-
21 PF₆): *m/z* 283.21687, found: 283.2169 (0 ppm). Anal. Calcd. for C₁₉H₂₇F₆N₂P: C,
22 53.27%; H, 6.35%; N, 6.54%; found: C, 53.75%; H, 6.38%; N, 6.29%
23
24
25
26
27
28
29
30
31
32
33
34
35
36
37
38
39
40
41
42

43 *3-adamantyl-1-(2,6-diisopropylphenyl)imidazolium tetrafluoroborate (3e-BF₄):*

44 Selectivity 3e-OAc/7e-OAc/IPr-OAc = 94/6/0. Purification over silica gel
45 (dichloromethane then dichloromethane/ethyl acetate: 9/1) following by
46 recrystallization in ethyl acetate. White solid (1.9 g, 75% from 5.6 mmol of
47 corresponding alkylamine). m. p.: 218 °C. ¹H NMR (400 MHz, Chloroform-*d*) δ 8.83
48 (dd, *J* = 1.7, 1.7 Hz, 1H), 7.94 (dd, *J* = 1.9, 1.9 Hz, 1H), 7.51 (t, *J* = 7.8 Hz, 1H), 7.31
49 (dd, *J* = 1.9, 1.9 Hz, 1H), 7.29 (s, 1H), 7.27 (s, 1H), 2.36–2.25 (m, 9H), 2.20 (sept, *J* =
50
51
52
53
54
55
56
57
58
59
60

1
2
3 6.8 Hz, 2H), 1.87–1.74 (m, 6H), 1.18 (d, $J = 6.8$ Hz, 6H), 1.14 (d, $J = 6.8$ Hz, 6H). ^{13}C
4
5 NMR (101 MHz, Chloroform- d) δ 145.4, 134.5, 131.8, 130.54, 125.1, 124.6, 120.4,
6
7 61.6, 42.6, 35.2, 29.6, 28.8, 24.3, 24.0. ^{19}F NMR (376 MHz, Chloroform- d) δ -151.57.
8
9 ^{11}B NMR (128 MHz, Chloroform- d) δ -1.02. HRMS (ESI) calcd. for $\text{C}_{25}\text{H}_{35}\text{N}_2^+$ (M-
10
11 BF_4): m/z 363.28002, found: 363.2799 (0 ppm)
12
13
14
15

16 *3-cyclopropyl-1-(2,6-diisopropylphenyl)imidazolium hexafluorophosphate (3f)*:

17
18 Selectivity 3f-OAc/bis C_3 -OAc/IPr-OAc = 70/26/4. Purification over silica gel
19
20 (dichloromethane/pentane: 8/2 then dichloromethane). Pale brown solid (174 mg,
21
22 42%). m. p.: 69 °C. ^1H NMR (400 MHz, Chloroform- d) δ 8.62 (dd, $J = 1.6, 1.6$ Hz,
23
24 1H), 7.63 (dd, $J = 1.9, 1.9$ Hz, 1H), 7.53 (t, $J = 7.9$ Hz, 1H), 7.31 (s, 1H), 7.29 (s, 1H),
25
26 7.21 (dd, $J = 1.9, 1.8$ Hz, 1H), 4.02–3.94 (m, 1H), 2.23 (sept, $J = 6.8$ Hz, 2H), 1.33–
27
28 1.22 (m, 4H), 1.17 (d, $J = 6.8$ Hz, 6H), 1.13 (d, $J = 6.8$ Hz, 6H). ^{13}C NMR (101 MHz,
29
30 Chloroform- d) δ 145.5, 137.2, 132.1, 130.0, 125.0, 124.7, 123.7, 32.1, 28.7, 24.4,
31
32 23.9, 7.4. ^{19}F NMR (376 MHz, Chloroform- d) δ -72.58 (d, $J = 714$ Hz). ^{31}P NMR (162
33
34 MHz, Chloroform- d) δ -144.42 (sept, $J = 713$ Hz). HRMS (ESI) calcd. for $\text{C}_{18}\text{H}_{25}\text{N}_2^+$
35
36 (M- PF_6): m/z 269.20177, found: 269.2018 (0 ppm)
37
38
39
40
41
42

43 *(S)-1-(2,6-diisopropylphenyl)-3-(1-phenylethyl)imidazolium hexafluorophosphate (3g)*:

44
45 Selectivity 3g-OAc/bis PhEt -OAc/IPr-OAc = 94/6/0. Purification over silica gel
46
47 (dichloromethane). Pale brown solid (341 mg, 71%). m. p.: 178 °C. $[\alpha]_D^{20}$: -25.4 (c =
48
49 1, chloroform). ^1H NMR (400 MHz, Chloroform- d) δ 8.53 (dd, $J = 1.7, 1.7$ Hz, 1H),
50
51 7.66 (dd, $J_1 = 1.9, 1.9$ Hz, 1H), 7.51 (t, $J = 7.9$ Hz, 1H), 7.46–7.35 (m, 5H), 7.32 –
52
53 7.23 (m, 3H), 5.98 (q, $J = 7.0$ Hz, 1H), 2.26 (sept, $J = 6.8$ Hz, 1H), 2.11 (sept, $J = 6.8$
54
55 Hz, 1H), 2.02 (d, $J = 7.0$ Hz, 3H), 1.15 (d, $J = 6.8$ Hz, 3H), 1.13 (d, $J = 6.8$ Hz, 3H),
56
57
58
59
60

1
2
3 1.11 (d, $J = 6.8$ Hz, 3H), 1.06 (d, $J = 6.8$ Hz, 3H). ^{13}C NMR (101 MHz, Chloroform- d)
4
5 δ 145.5, 145.3, 137.9, 132.1, 130.1, 129.8, 126.9, 125.2, 124.8, 124.7, 121.8, 60.6,
6
7 28.8, 28.8, 24.4, 24.1, 23.9, 20.7. ^{19}F NMR (376 MHz, Chloroform- d) δ -72.28 (d, $J =$
8
9 713 Hz). ^{31}P NMR (162 MHz, Chloroform- d) δ -144.27 (sept, $J = 713$ Hz). HRMS
10
11 (ESI) calcd. for $\text{C}_{23}\text{H}_{29}\text{N}_2^+$ (M-PF $_6$): m/z 333.23252, found: 333.2330 (1 ppm)
12
13

14
15
16 *(R)*-1-(2,6-diisopropylphenyl)-3-((1-(naphthalen-1-yl)ethyl)imidazolium

17
18 *hexafluorophosphate (3h)*: Selectivity 3h-OAc/7h-OAc/IPr-OAc = 83/17/0. Purification
19
20 over silica gel (diethyl ether/dichloromethane: 9/1). Pale brown solid (346 mg, 65%).
21
22 Single-crystals of **3h** were obtained by slow evaporation of a saturated solution in
23
24 dichloromethane/pentane. m. p.: 214 °C. $[\alpha]_D^{20}$: -36.2 ($c = 1$, chloroform). ^1H NMR
25
26 (400 MHz, Chloroform- d) δ 8.43 (dd, $J = 1.7, 1.7$ Hz, 1H), 7.94 – 7.87 (m, 3H), 7.74–
27
28 7.71 (m, 1H), 7.63 (dd, $J = 1.9, 1.9$ Hz, 1H), 7.58–7.49 (m, 3H), 7.45 (t, $J = 7.8$ Hz,
29
30 1H), 7.23–7.19 (m, 3H), 6.71 (q, $J = 6.8$ Hz, 1H), 2.17 (d, $J = 6.9$ Hz, 3H), 2.14–2.03
31
32 (m, 2H), 1.07 (d, $J = 6.8$ Hz, 3H), 1.04 (d, $J = 6.8$ Hz, 3H), 1.03 (d, $J = 6.8$ Hz, 3H),
33
34 0.91 (d, $J = 6.8$ Hz, 3H). ^{13}C NMR (101 MHz, Chloroform- d) δ 145.4, 145.2, 135.7,
35
36 134.2, 132.1, 131.9, 131.0, 130.4, 129.9, 129.6, 127.8, 126.6, 125.6, 125.2, 125.2,
37
38 124.7, 124.7, 122.3, 121.8, 57.0, 28.7, 28.7, 24.1, 24.1, 24.1, 23.8, 20.8. ^{19}F NMR
39
40 (376 MHz, Chloroform- d) δ -72.11 (d, $J = 713$ Hz). ^{31}P NMR (162 MHz, Chloroform- d)
41
42 δ -144.16 (sept, $J = 713$ Hz). HRMS (ESI) calcd. for $\text{C}_{27}\text{H}_{31}\text{N}_2^+$ (M-PF $_6$): m/z
43
44 383.24817, found: 383.2485 (1 ppm). Anal. Calcd. for $\text{C}_{27}\text{H}_{31}\text{F}_6\text{N}_2\text{P}$: C, 61.36%; H,
45
46 5.91%; N, 5.30%; found: C, 61.74%; H, 5.91%; N, 5.24%
47
48
49
50
51

52
53
54 *(R)*-3-(2,3-dihydro-inden-1-yl)-1-(2,6-diisopropylphenyl)imidazolium

55
56 *hexafluorophosphate (3i)*: Selectivity 3i-OAc/bis_{Ind}-OAc/IPr-OAc = 93/7/0. Purification
57
58
59
60

1
2
3 over silica gel (dichloromethane) followed by recrystallization in
4
5 dichloromethane/cyclohexane. White solid (320 mg, 65%). Single-crystals of **3i** were
6
7 obtained by slow evaporation of a saturated solution in dichloromethane/pentane. m.
8
9 p.: 205 °C. $[\alpha]_D^{20}$: +13.3 (c = 1, chloroform). ^1H NMR (400 MHz, Chloroform-*d*) δ 8.54
10
11 (dd, J = 1.7, 1.7 Hz, 1H), 7.53 (t, J = 7.8 Hz, 1H), 7.45–7.35 (m, 3H), 7.32 – 7.23 (m,
12
13 5H), 6.29 (dd, J = 7.8, 4.2 Hz, 1H), 3.27–2.90 (m, 3H), 2.41–2.17 (m, 3H), 1.18 (d, J
14
15 = 6.8 Hz, 3H), 1.16 (d, J = 6.8 Hz, 3H), 1.15 (d, J = 6.8 Hz, 6H). ^{13}C NMR (101 MHz,
16
17 Chloroform-*d*) δ 145.6, 145.3, 144.5, 137.8, 135.7, 132.2, 130.6, 130.0, 128.2, 125.9,
18
19 125.6, 125.0, 124.9, 124.8, 121.7, 66.0, 34.5, 30.4, 28.9, 28.8, 24.3, 24.1. ^{19}F NMR
20
21 (376 MHz, Chloroform-*d*) δ -72.30 (d, J = 713 Hz). ^{31}P NMR (162 MHz, Chloroform-*d*)
22
23 δ -144.27 (sept, J = 713 Hz). HRMS (ESI) calcd. for $\text{C}_{24}\text{H}_{29}\text{N}_2^+$ (M-PF₆): m/z
24
25 345.23252, found: 345.2327 (0 ppm). Anal. Calcd. for $\text{C}_{24}\text{H}_{29}\text{F}_6\text{N}_2\text{P}$: C, 58.77%; H,
26
27 5.96%; N, 5.71%; found: C, 58.64%; H, 6.24%; N, 5.50%

28
29
30
31
32
33
34 *(1R,2R,3R,5S)*-1-(2,6-diisopropylphenyl)-3-(isopinocampheyl)imidazolium

35
36 *hexafluorophosphate (3j)*: Selectivity 3j-OAc/bisC_{Camph}-OAc/IPr-OAc = 91/9/0.
37
38 Purification over silica gel (diethyl ether/dichloromethane: 9/1). White solid (260 mg,
39
40 51%). m. p.: 177 °C. $[\alpha]_D^{20}$: - 3.5 (c = 1, chloroform). ^1H NMR (400 MHz, Chloroform-
41
42 *d*) δ 8.78 (dd, J = 1.7, 1.7 Hz, 1H), 7.74 (dd, J = 1.9, 1.9 Hz, 1H), 7.52 (t, J = 7.8 Hz,
43
44 1H), 7.35 (dd, J_1 = 1.9, 1.9 Hz, 1H), 7.34–7.24 (m, 2H), 5.08 (dt, J = 10.2, 7.2 Hz,
45
46 1H), 2.97–2.85 (m, 1H), 2.68–2.57 (m, 1H), 2.39–2.20 (m, 2H), 2.19–2.01 (m, 3H),
47
48 2.03–1.94 (m, 2H), 1.29 (s, 3H), 1.20–1.11 (m, 15H), 1.09 (s, 3H). ^{13}C NMR (101
49
50 MHz, CDCl₃) δ 145.7, 145.3, 136.9, 132.1, 130.0, 126.3, 124.9, 124.6, 120.6, 60.8,
51
52 47.4, 45.8, 41.4, 39.1, 36.2, 35.4, 29.0, 28.9, 28.1, 24.5, 24.4, 24.0, 23.7, 23.1, 19.7.
53
54
55
56 ^{19}F NMR (376 MHz, Chloroform-*d*) δ -72.05 (d, J = 713 Hz). ^{31}P NMR (162 MHz,
57
58
59
60

1
2
3 Chloroform-*d*) δ -144.28 (sept, $J = 714$ Hz). HRMS (ESI) calcd. for $C_{25}H_{37}N_2^+$ (M-
4 PF₆): m/z 365.29512, found: 365.2953 (0 ppm). Anal. Calcd. for $C_{25}H_{37}F_6N_2P$: C,
5 58.81%; H, 7.31%; N, 5.49%; found: C, 58.94%; H, 7.57%; N, 5.79%
6
7
8
9

10
11
12 *(S)*-1-(2,6-diisopropylphenyl)-3-(1-hydroxy-4-methylpentan-2-yl)-imidazolium

13
14 *hexafluorophosphate (3k)*: Selectivity 3k-OAc/bis_{Leu}OH⁻-OAc/IPr-OAc = 91/4.5/4.5.
15
16 Purification over silica gel (dichloromethane/acetone: 9/1). Brown glassy solid (309
17 mg, 65%). $[a]_D^{20}$: - 4.8 ($c = 1$, chloroform). ¹H NMR (400 MHz, Chloroform-*d*) δ 8.52
18 (dd, $J = 1.8, 1.8$ Hz, 1H), 7.73 (dd, $J = 1.8, 1.8$ Hz, 1H), 7.53 (t, $J = 7.8$ Hz, 1H), 7.36–
19 7.24 (m, 3H), 4.77–4.65 (m, 1H), 3.95 (dd, $J = 12.2, 3.4$ Hz, 1H), 3.71 (dd, $J = 12.2,$
20 7.6 Hz, 1H), 2.90 (br. s, 1H), 2.34–2.16 (m, 2H), 1.96–1.89 (m, 1H), 1.76–1.64 (m,
21 1H), 1.52–1.36 (m, 1H), 1.16 (d, $J = 6.8$ Hz, 3H), 1.14 (d, $J = 6.9$ Hz, 3H), 1.12 (d, $J =$
22 6.7 Hz, 6H), 0.94 (d, $J = 6.5$ Hz, 3H), 0.93 (d, $J = 6.7$ Hz, 3H). ¹³C NMR (101 MHz,
23 Chloroform-*d*) δ 145.7, 145.3, 136.6, 132.1, 130.0, 125.1, 124.8, 124.6, 121.4, 64.2,
24 62.0, 38.5, 28.8, 28.6, 25.0, 24.2, 24.0, 24.0, 23.9, 22.5, 21.7. ³¹P NMR (162 MHz,
25 Chloroform-*d*) δ -144.32 (sept, $J = 713$ Hz). ¹⁹F NMR (376 MHz, Chloroform-*d*) δ -
26 71.83 (d, $J = 713$ Hz). HRMS (ESI) calcd. for $C_{21}H_{33}N_2O^+$ (M-PF₆): m/z 329.25929,
27 found: 329.2596 (0 ppm). Anal. Calcd. for $C_{21}H_{33}F_6N_2OP$: C, 53.16%; H, 7.01%; N,
28 5.90%; found: C, 53.40%; H, 7.11%; N, 5.98%
29
30
31
32
33
34
35
36
37
38
39
40
41
42
43
44
45
46

47
48 *(S)*-1-(2,6-diisopropylphenyl)-3-(1-hydroxy-4-methylpentan-2-yl)-imidazolium

49
50 *hexafluorophosphate (3l)*: Selectivity 3l-OAc/bis_{Val}OH⁻-OAc/IPr-OAc = 92/4/4.
51
52 Purification over silica gel (dichloromethane/acetone: 95/5) then washing with Et₂O.
53
54 Brown glassy solid (1.05 g, 46% from 5.0 mmol of corresponding alkylamine). $[a]_D^{20}$:
55 -10.2 ($c = 0.5$, chloroform). ¹H NMR (400 MHz, Chloroform-*d*) δ 8.51 (dd, $J = 1.5, 1.5$
56
57
58
59
60

1
2
3 Hz, 1H), 7.75 (dd, $J = 1.8, 1.8$ Hz, 1H), 7.53 (t, $J = 7.8$ Hz, 1H), 7.33–7.28 (m, 3H),
4
5 4.31 (ddd, $J = 10.1, 6.9, 3.2$ Hz, 1H), 4.06 (dd, $J = 12.3, 3.2$ Hz, 1H), 3.95 (dd, $J =$
6
7 12.3, 7.0 Hz, 1H), 2.77 (br. s, 1H), 2.38–2.16 (m, 3H), 1.19–1.11 (m, 12H), 1.09 (d, J
8
9 = 6.7 Hz, 3H), 0.85 (d, $J = 6.7$ Hz, 3H). ^{13}C NMR (101 MHz, Chloroform- d) δ 145.7,
10
11 145.3, 136.6, 132.1, 130.0, 125.0, 124.8, 124.7, 122.1, 77.5, 69.4, 61.7, 29.3, 28.8,
12
13 28.7, 24.2, 24.1, 23.9, 19.1. ^{31}P NMR (162 MHz, Chloroform- d) δ -144.32 (sept, $J =$
14
15 713 Hz). ^{19}F NMR (376 MHz, Chloroform- d) δ -71.90 (d, $J = 713$ Hz). HRMS (ESI)
16
17 calcd. for $\text{C}_{20}\text{H}_{31}\text{N}_2\text{O}^+$ (M-PF $_6$): m/z 315.24309, found: 315.2431 (0 ppm)
18
19
20
21
22

23 *(S)*-3-(1-carboxy-3-methylbutyl)-1-(2,6-diisopropylphenyl)imidazolium

24
25 *hexafluorophosphate (3m)*: Selectivity 3m-OAc/bis_{Leu}COOH-OAc/IPr-OAc = 79/3/18.
26
27 Purification: Chromatography on silica gel (dichloromethane/MeOH: 95/5) and
28
29 extraction with a saturated aqueous solution of NaHCO $_3$. The aqueous solution was
30
31 neutralized with 1M aqueous solution of HCl and extracted with dichloromethane.
32
33 Orange glassy solid (181 mg, 37%). $[\alpha]_D^{20}$: +31.5 ($c = 1$, chloroform). ^1H NMR (400
34
35 MHz, Chloroform- d) δ 9.20 (dd, $J = 1.5, 1.5$ Hz, 1H), 7.95 (dd, $J = 1.6, 1.6$ Hz, 1H),
36
37 7.51 (t, $J = 7.8$ Hz, 1H), 7.32–7.26 (m, 2H), 7.12 (dd, $J = 1.9, 1.9$ Hz, 1H), 5.19 (dd, J
38
39 = 10.6, 4.7 Hz, 1H), 2.38–2.25 (m, 2H), 2.20 (ddd, $J = 14.0, 9.0, 4.7$ Hz, 1H), 1.97
40
41 (ddd, $J = 14.9, 10.6, 5.0$ Hz, 1H), 1.46–1.30 (m, 1H), 1.27–1.06 (m, 12H), 0.98 (d, $J =$
42
43 6.6 Hz, 3H), 0.92 (d, $J = 6.6$ Hz, 3H). ^{13}C NMR (101 MHz, chloroform- d) δ 170.6,
44
45 145.8, 145.4, 137.1, 131.8, 130.6, 124.7, 124.6, 123.8, 123.1, 122.8, 65.5, 43.8,
46
47 28.7, 28.7, 24.4, 24.3, 24.2, 24.1, 23.1, 21.7. ^{31}P NMR (162 MHz, Chloroform- d) δ -
48
49 144.33 (sept, $J = 713$ Hz). ^{19}F NMR (376 MHz, Chloroform- d) δ -72.20 (d, $J = 713$
50
51 Hz). HRMS (ESI) calcd. for $\text{C}_{21}\text{H}_{31}\text{N}_2\text{O}_2^+$ (M-PF $_6$): m/z 343.238, found: 343.2376 (1
52
53 ppm)
54
55
56
57
58
59
60

1
2
3
4
5 *1,3-bis((R)-1-(naphthalen-1-yl)ethyl)imidazol-3-ium hexafluorophosphate (7h)*: Yellow
6 powder (492 mg, 97%). m.p.: 103 °C. $[\alpha]_D^{20}$: -118.0 (c = 0.1, chloroform). ^1H NMR
7 (400 MHz, Chloroform-*d*) δ 8.90 (dd, J = 1.7, 1.7 Hz, 1H), 8.02–7.68 (m, 6H), 7.58 –
8 7.35 (m, 8H), 6.98 (d, J = 1.7 Hz, 2H), 6.43 (q, J = 6.9 Hz, 2H), 2.06 (d, J = 6.9 Hz,
9 6H). ^{13}C NMR (101 MHz, Chloroform-*d*) δ 134.5, 134.1, 132.5, 130.6, 130.3, 129.4,
10 127.9, 126.6, 125.5, 124.7, 121.7, 121.3, 56.7, 21.0. ^{31}P NMR (162 MHz, Chloroform-
11 *d*) δ -144.03 (sept, J = 713 Hz). ^{19}F NMR (376 MHz, Chloroform-*d*) δ -71.78 (d, J =
12 713 Hz). HRMS (ESI) calcd. for $\text{C}_{27}\text{H}_{25}\text{N}_2^+$ (M- PF_6): 377.20122 m/z, found: 377.2013
13 (0 ppm)

14
15
16
17
18
19
20
21
22
23
24
25
26
27 *(R)-1-(2,6-diisopropylphenyl)-3-((1-(naphthalen-1-yl)ethyl)imidazol-2-ylidene)copper*
28 *chloride complex (3h.CuCl)*: White solid (99 mg, 86%). m.p.: 214 °C. $[\alpha]_D^{20}$: +85.4 (c
29 = 1, chloroform). ^1H NMR (400 MHz, Chloroform-*d*) δ 8.13–8.07 (m, 1H), 7.96–7.87
30 (m, 2H), 7.81–7.73 (m, 1H), 7.63–7.41 (m, 4H), 7.30–7.19 (m, 2H), 6.76–6.71 (m,
31 2H), 6.68 (q, J = 6.9 Hz, 1H), 2.45 (sept, J = 6.8 Hz, 1H), 2.27 (sept, J = 6.9 Hz, 1H),
32 2.14 (d, J = 6.9 Hz, 3H), 1.32 (d, J = 6.9 Hz, 3H), 1.27 (d, J = 6.9 Hz, 3H), 1.13 (d, J =
33 6.9 Hz, 3H), 0.99 (d, J = 6.9 Hz, 3H). ^{13}C NMR (101 MHz, Chloroform-*d*) δ 178.4,
34 145.8, 145.7, 134.8, 134.2, 133.9, 131.3, 130.5, 130.2, 129.2, 127.0, 126.4, 125.2,
35 124.6, 124.2, 124.2, 123.3, 123.2, 118.5, 56.9, 28.6, 28.4, 25.0, 24.7, 24.3, 24.0,
36 22.5. HRMS (ESI) calcd. for $\text{C}_{27}\text{H}_{30}\text{N}_2^{35}\text{ClNa}^{63}\text{Cu}^+$ (M+Na) : 503.12857 m/z , found :
37 503.1291 (1 ppm)

38
39
40
41
42
43
44
45
46
47
48
49
50
51
52
53
54 *Ethyl (S)-3-hydroxy-3-phenylpropanoate (9)*: With **3h**: Colorless oil (65 mg, 67%), e.r
55 = 87 : 13. $[\alpha]_D^{20}$: -35.8 (c = 1, chloroform), $[\text{Litt}]^{19\text{f}}$: $[\alpha]_D^{20}$ = -49.2 (c = 0.1, chloroform),
56
57
58
59
60

1
2
3 e.r.= 98:2]. With **7h**: Colorless oil (58 mg, 60%), e.r = 67.5 : 32.5. With **3h.CuCl**:
4
5 Colorless oil (74 mg, 76%), e.r.= 82 : 18. Enantiomeric excess was measured by
6
7 chiral HPLC:²³ OD-H column, Hexane / 2-propanol (90% / 10%) – 1 mL/min, λ =254
8
9 nm, T=25°C, R_{t1} = 7.8 min, R_{t2} = 10.1 min. ¹H NMR (400 MHz, Chloroform-*d*) δ
10
11 7.48–7.12 (m, 5H), 5.14 (dt, *J* = 8.5, 3.6 Hz, 1H), 4.19 (q, *J* = 7.1 Hz, 2H), 3.26 (d, *J* =
12
13 3.4 Hz, 1H), 2.88–2.59 (m, 2H), 1.27 (t, *J* = 7.1 Hz, 3H), ¹³C NMR (101 MHz,
14
15 Chloroform-*d*) δ 172.6, 142.6, 128.7, 127.9, 125.8, 70.4, 61.0, 43.5, 14.3.
16
17
18
19

20
21 (*S*)-(3-methylpent-1-en-3-yl)benzene (**11a**): Colorless oil (58 mg, 73%, conversion
22
23 >95%). S_N2'/S_N2 selectivity: 96/4. e.r = 92:8 (*S*). $[\alpha]_D^{20}$: +10.5 (c = 1, chloroform)
24
25 [Litt¹⁰ : $[\alpha]_D^{20}$ = +10.1 (c = 1, chloroform), e.r.= 91:9]. Enantiomeric excess was
26
27 measured by chiral GC: Beta-dex column, helium (30.9 cm/sec), 80°C-55min-
28
29 10°C/min-160°C-10 min, R_{t1} = 43.7 min (*R*), R_{t2} = 44.3 min (*S*). ¹H NMR (400 MHz,
30
31 Chloroform-*d*): δ = 7.37–7.16 (m, 5H), 6.04 (dd, *J* = 17.4, 10.8 Hz, 1H), 5.10 (dd, *J* =
32
33 10.8, 1.4 Hz, 1H), 5.04 (dd, *J* = 17.4, 1.4 Hz, 1H), 1.90–1.74 (m, 2H), 1.38 (s, 3H,
34
35 CH₃), 0.80 (t, *J* = 7.6 Hz, 3H). ¹³C NMR (101 MHz, Chloroform-*d*): δ = 147.6, 147.0,
36
37 128.1, 126.8, 125.8, 111.9, 44.7, 33.5, 24.5, 9.0.
38
39
40
41
42

43
44 1-bromo-2-(3-methylpent-1-en-3-yl)benzene (**11b**): Colorless oil (81 mg, 68%,
45
46 conversion >95%). S_N2'/S_N2 selectivity: >98/<2. e.r = 91:9 (*S*). $[\alpha]_D^{20}$: +1.7 (c = 1,
47
48 chloroform). [Litt¹⁰ : $[\alpha]_D^{20}$ = +2.4 (c = 1, chloroform), e.r. = 95:5]. Enantiomeric excess
49
50 was measured by chiral GC: GTA column, helium (33.2 cm/sec), 80°C-60min-110°C-
51
52 15min-1°C/min-160°C-10min-10°C/min, R_{t1}(major) = 94.7 min (*R*), R_{t2}(minor) = 96.7
53
54 min (*S*). ¹H NMR (400 MHz, Chloroform-*d*) δ 7.57 (dd, *J* = 7.9, 1.4 Hz, 1H), 7.40 (dd,
55
56 *J* = 8.0, 1.7 Hz, 1H), 7.29–7.22 (m, 1H), 7.05 (ddd, *J* = 7.9, 7.2, 1.7 Hz, 1H), 6.20 (dd,
57
58
59
60

1
2
3 $J = 17.6, 10.7$ Hz, 1H), 5.10 (dd, $J = 10.7, 1.1$ Hz, 1H), 4.93 (dd, $J = 17.6, 1.1$ Hz,
4 1H), 2.41–2.29 (m, 1H), 1.94–1.82 (m, 1H), 1.49 (s, 3H), 0.71 (t, $J = 7.5$ Hz, 3H). ^{13}C
5
6
7 NMR (101 MHz, Chloroform- d) δ 146.5, 145.1, 135.6, 129.9, 127.8, 127.0, 123.5,
8
9 112.6, 46.4, 31.3, 25.8, 9.1.
10

11
12
13
14 *1-(3-methylpent-1-en-3-yl)naphthalene (11c)*: Colorless oil (74 mg, 71%, conversion
15 78%). $\text{S}_{\text{N}}2'/\text{S}_{\text{N}}2$ selectivity: 96/4. e.r = 95 : 5. $[\alpha]_{\text{D}}^{20}$: -6.5 ($c = 1$, chloroform). [Litt¹⁰
16
17 $[\alpha]_{\text{D}}^{20} = -8.0$ ($c = 1$, chloroform), e.r. = 96:4]. Enantiomeric excess was measured by
18
19 chiral HPLC: OJ-H column, hexane (100%) – 0.3 mL/min, $\lambda=254$ nm, $T=25^{\circ}\text{C}$,
20
21 $R_{\text{t}}1(\text{minor}) = 17.9$ min, $R_{\text{t}}2(\text{major}) = 18.5$ min. ^1H NMR (400 MHz, Chloroform- d): δ =
22
23 8.38 (d, $J = 8.6$ Hz, 1H), 7.86 – 7.83 (m, 1H), 7.74 (d, $J = 8.0$ Hz, 1H), 7.50–7.37 (m,
24
25 4H), 6.32 (dd, $J = 17.7, 10.7$ Hz, 1H), 5.13 (d, $J = 10.8$ Hz, 1H), 5.03 (d, $J = 17.6$ Hz,
26
27 1H), 2.35–2.26 (m, 1H), 2.04–1.95 (m, 1H), 1.57 (s, 3H), 0.67 (t, $J = 7.4$ Hz, 3H). ^{13}C
28
29 NMR (101 MHz, Chloroform- d) δ 149.0, 142.5, 135.0, 131.8, 129.2, 127.8, 127.7,
30
31 125.2, 125.1, 124.9, 124.4, 112.1, 45.7, 32.9, 27.5, 9.1.
32
33
34
35
36
37
38
39
40
41
42

43 Acknowledgements

44
45
46 We are grateful to the CNRS, the Ecole Nationale Supérieure de Chimie de Rennes.
47
48 This work was supported by Omega Cat System and the region Bretagne (ARED
49
50 n°COH14007 “NHC-MET” grant to RT) and the Agence Nationale de la Recherche
51
52 (N° ANR-15-CE07-0012-01 ”CHADOC”).
53
54
55
56
57
58
59
60

1
2
3 **Supporting Information:** Detailed spectral data for products, crystallographic data
4 (CIF files) and supplementary experiments, this material is available free of charge
5 via the Internet at <http://pubs.acs.org>.
6
7
8
9

10 11 **References**

12
13
14 (1) (a) For a recent book on NHCs, see: *N-Heterocyclic Carbenes: From*
15 *Laboratory Curiosities to Efficient Synthetic Tools* (Eds.: Díez-González, S.), RSC
16 Catalysis series, RSC Publishing: Cambridge, **2011**; (b) Hopkinson, M. N.; Richter,
17 C.; Schedler, M.; Glorius, F. *Nature* **2014**, *510*, 485.
18
19

20
21 (2) For a review dealing with NHC/TM in catalysis, see: Gonzalez, S. D.; Marion,
22 N.; Nolan, S. P. *Chem. Rev.* **2009**, *109*, 3612.
23

24
25 (3) For a selection of recent examples, see: (a) Valente, C.; Belowich, M. E.;
26 Hadei, N.; Organ, M. G. *Eur. J. Org. Chem.* **2010**, 4343. (b) Valente, C.; Pompeo, M.;
27 Sayah, M.; Organ, M. G. *Org. Proc. Dev. Res.* **2014**, *18*, 180. (c) Nelson, D. J.;
28 Queval, P.; Rouen, M.; Magrez, M.; Caijo, F.; Borré, E.; Laurent, I.; Crévisy, C.;
29 Baslé, O.; Mauduit, M.; Percy, J. M. *ACS Catal.* **2013**, *3*, 259. (d) Gaillard, S.; Cazin,
30 C. S. J.; Nolan, S. P. *Acc. Chem. Res.* **2012**, *45*, 778. (e) Moselage, M.; Sauermann,
31 N.; Ritter, S. C.; Ackermann, L. *Angew. Chem. Int. Ed.* **2015**, *54*, 6352.
32
33
34
35
36
37
38
39
40
41
42

43 (4) Tornatzky, J.; Kannenberg, A.; Blechert, S. *Dalton Trans.* **2012**, *41*, 8215.
44

45 (5) For selective metathesis reaction, see: (a) Hamad, F. B.; Sun, T.; Xiao, S.;
46 Verpoort, F. *Coord. Chem. Rev.* **2013**, *257*, 2274. (b) Thomas, R. M.; Keitz, B. K.;
47 Champagne, T. M.; Grubbs, R. H. *J. Am. Chem. Soc.* **2011**, *133*, 7490. (c)
48 Rosebrugh, L. E.; Herbert, M. B.; Marx, V. M.; Keitz, B. K.; Grubbs, R. H. *J. Am.*
49 *Chem. Soc.* **2013**, *135*, 1276. (d) Quigley, B. L.; Grubbs, R. H. *Chem. Sci.* **2014**, *5*,
50 501. (e) Mangold, S. L.; O'Leary, D. J.; Grubbs, R. H. *J. Am. Chem. Soc.* **2014**, *136*,
51
52
53
54
55
56
57
58
59
60

1
2
3 12469. (f) Bronner, S. M.; Herbert, M. B.; Patel, P. R.; Marx, V. M.; Grubbs, R. H.
4
5 *Chem. Sci.* **2014**, *5*, 4091. (g) Herbert, M. B.; Suslick, B. A.; Liu, P.; Zou, L.; Dornan,
6
7 P. K.; Houk, K. N.; Grubbs, R. H. *Organometallics* **2015**, *34*, 2858.
8

9
10 (6) For a review dealing with chiral NHC in catalysis, see : (a) Wang, F.; Liu, L.-J.;
11
12 Wang, W.; Li, S.; Shi, M. *Coord. Chem. Rev.* **2012**, *256*, 804. For Copper-Catalyzed
13
14 Asymmetric C-C bond formation, see : (b) Jennequin, T.; Wencel-Delord, J.; Rix, D.;
15
16 Daubignard, J.; Crévisy, C.; Mauduit, M. *Synlett* **2010**, 1661. (c) Magrez, M.; Le
17
18 Guen, Y.; Baslé, O.; Crévisy, C.; Mauduit, M. *Chem. Eur. J.* **2013**, *19*, 1199.
19

20
21 (7) For selected examples using CAAC ligands, see: (a) Lavallo, V.; Canac, Y.;
22
23 Prasang, C.; Donnadiou, B.; Bertrand, G. *Angew. Chem. Int. Ed.* **2005**, *44*, 5705. (b)
24
25 Kinjo, R.; Donnadiou, B.; Celik, M. A.; Frenking, G.; Bertrand, G. *Science* **2011**, *333*,
26
27 610. (c) Ung, G.; Rittle, J.; Soleilhavoup, M.; Bertrand, G.; Peters, J. C. *Angew.*
28
29 *Chem. Int. Ed.* **2014**, *53*, 8427. (d) Marx, V. M.; Sullivan, A. H.; Melaimi, M.; Virgil, S.
30
31 C.; Keitz, B. K.; Weinberger, D. S.; Bertrand, G.; Grubbs, R. H. *Angew. Chem. Int.*
32
33 *Ed.* **2015**, *54*, 1919. (e) Hu, X.; Soleilhavoup, M.; Melaimi, M.; Chu, J.; Bertrand, G.
34
35 *Angew. Chem. Int. Ed.* **2015**, *54*, 6008. (f) Jin, L.; Melaimi, M.; Kostenko, A.; Karni,
36
37 M.; Apeloig, Y.; Moore, C. E.; Rheingold, A. L.; Bertrand, G. *Chem. Sci.* **2016**, *7*, 150.
38
39

40
41 (8) (a) Benhamou, L.; Chardon, E.; Lavigne, G.; Bellemin-Lapponnaz, S.; César, V.
42
43 *Chem. Rev.* **2011**, *111*, 2701. (b) Fürstner, A.; Alcarazo, M.; César, V.; Lehmann,
44
45 C.W. *Chem. Commun.* **2006**, 2176. (c) Katayev, D.; Jia, Y.-X.; Sharma, A. K.;
46
47 Banerjee, D.; Besnard, C.; Sunij, R. B.; Kündig, P. *Chem. Eur. J.* **2013**, *19*, 11916.
48

49
50 (9) Queval, P.; Jahier, C.; Rouen, M.; Artur, I.; Legeay, J.-C.; Falivene, L.; Toupet,
51
52 L.; Crévisy, C.; Cavallo, L.; Baslé, O.; Mauduit, M. *Angew. Chem. Int. Ed.* **2013**, *52*,
53
54 14103; *Angew. Chem.* **2013**, *125*, 14353.
55
56
57
58
59
60

1
2
3 (10) Jahier-Diallo, C.; Morin, M. S. T.; Queval, P.; Rouen, M.; Artur, I.; Querard, P.;
4
5 Toupet, L.; Crévisy, C.; Baslé, O.; Mauduit, M. *Chem. Eur. J.* **2015**, *21*, 993.

6
7 (11) (a) Arduengo, A. J.; Krafczyk, R.; Schmutzler, R.; Craig, H. A.; Goerlich, J. R.;
8
9 Marshall, W. J.; Unverzagt, M. *Tetrahedron* **1999**, *55*, 14523. (b) Huang, J.; Nolan, S.
10
11 P. *J. Am. Chem. Soc.* **1999**, *121*, 9889. (c) Hintermann, L. *Beilstein J. Org. Chem.*
12
13 **2007**, *3*, 22.

14
15 (12) (a) Jafarpour, L.; Stevens, E. D.; Nolan, S. P. *J. Organomet. Chem.* **2000**, *606*,
16
17 49. (b) Delaude, L.; Szypa, M.; Demonceau, A.; Noels, A. F. *Adv. Synth. Catal.*
18
19 **2002**, *344*, 749. (c) Ogle, J. W.; Zhang, J.; Reibenspies, J. H.; Abboud, K. A.; Miller,
20
21 S. A. *Org. Lett.* **2008**, *10*, 3677.

22
23 (13) (a) Bildstein, B.; Malaun, M.; Kopacka, H.; Wurst, K.; Mitterbock, M.; Ongania,
24
25 K.-H.; Opromolla, G.; Zanello, P. *Organometallics* **1999**, *18*, 4325. (b) Berthon-
26
27 Gelloz, G.; Siegler, M. A.; Spek, A. L.; Tinant, B.; Reek, J. N. H.; Marko, I. *Dalton*
28
29 *Trans.* **2010**, *39*, 1444.

30
31 (14) Ahlin, J. S. E.; Donets, P. A.; Cramer, N. *Angew. Chem. Int. Ed.* **2014**, *53*,
32
33 13229.

34
35 (15) Following the previously reported general procedure for the synthesis of
36
37 unsymmetrical unsaturated imidazolium salts (ref. 9), **3e** was prepared with 95%
38
39 selectivity and 87% yield.

40
41 (16) See supporting information for details

42
43 (17) Preliminary results tend to demonstrate that the equilibration reactions between
44
45 the three diimines are accelerated in the presence of ZnCl₂.

46
47 (18) An alternative cyclization mechanism would involve the reaction between
48
49 diimine **4** and the hemiaminal resulting from the addition of **2e** with formaldehyde.
50
51
52
53
54
55
56
57
58
59
60

1
2
3 (19) Mauduit, M.; Basle, O.; Clavier, H.; Crévisy, C.; Denicourt-Nowicki A. in
4
5 *Comprehensive Organic Synthesis II, Vol. 4* (Eds.: Knochel, P.; Molander, G. A.),
6
7 Elsevier, Amsterdam, **2014**, pp. 186.

8
9 (20) (a) Lillo, V.; Prieto, A.; Bonet, A.; Diaz-Requejo, M.; Ramirez, J.; Perez, P. J.;
10
11 Fernandez, E. *Organometallics* **2009**, *28*, 659. (b) Park, J. K.; Lackey, H. H.; Rexford,
12
13 M. D.; Kovnir, K.; Shatruk, M.; McQuade, D. T. *Org. Lett.* **2010**, *12*, 5008. (c) O'Brien,
14
15 J. M.; Lee, K.-S.; Hoveyda A. H. *J. Am. Chem. Soc.* **2010**, *132*, 10630. (d) Hirsch-
16
17 Weil, D.; Abboud, K. A.; Hong, S. *Chem. Commun.* **2010**, *46*, 7525. (e) Zhao, L.; Ma,
18
19 Y.; Duan, W.; He, F.; Chen, J.; Song, C. *Org. Lett.* **2012**, *14*, 5780. (f) Wang, L. Chen;
20
21 Z. Ma, M.; Duan, W.; Song, C.; Ma, Y. *Org. Biomol. Chem.* **2015**, *13*, 10691. (g) Niu,
22
23 Z.; Chen, J.; Chen, Z.; Ma, M.; Song, C.; Ma, Y. *J. Org. Chem.* **2015**, *80*, 602.

24
25 (21) Check, C. T.; Po Jang, K.; Scwamb, B.; Wong, A. S.; Wang, M. H.; Scheidt, K.
26
27 A. *Angew. Chem. Int. Ed.* **2015**, *54*, 4264.

28
29 (22) Thangavel, A. ; Wieliczko, M. ; Bacsá, J. ; Scarborough, C. C. *Inorg.*
30
31 *Chem.*, **2013**, *52*,13282

32
33 (23) Zhang, J.-L.; Chen, L.-A.; Xu, R.-B.; Wang, C.-F.; Ruan, Y.-P.; Wang, A.-
34
35 E.; Huang, P.-Q. *Tetrahedron: Asymmetry*, **2013**, *24*, 492.
36
37
38
39
40
41
42
43
44
45
46
47
48
49
50
51
52
53
54
55
56
57
58
59
60