



## Acetals from primary alcohols with the use of tridentate proton responsive phosphinepyridonate iridium catalysts

Apurba R. Sahoo, F. Jiang, Christian Bruneau, G.V.M. Sharma, S. Suresh,  
Mathieu Achard

### ► To cite this version:

Apurba R. Sahoo, F. Jiang, Christian Bruneau, G.V.M. Sharma, S. Suresh, et al.. Acetals from primary alcohols with the use of tridentate proton responsive phosphinepyridonate iridium catalysts. RSC Advances, 2016, 6 (102), pp.100554–100558. 10.1039/c6ra23946c . hal-01416442

**HAL Id: hal-01416442**

**<https://univ-rennes.hal.science/hal-01416442>**

Submitted on 17 Feb 2017

**HAL** is a multi-disciplinary open access archive for the deposit and dissemination of scientific research documents, whether they are published or not. The documents may come from teaching and research institutions in France or abroad, or from public or private research centers.

L'archive ouverte pluridisciplinaire **HAL**, est destinée au dépôt et à la diffusion de documents scientifiques de niveau recherche, publiés ou non, émanant des établissements d'enseignement et de recherche français ou étrangers, des laboratoires publics ou privés.

# Acetals from Primary Alcohols with the Use of Tridentate Proton Responsive PhosphinePyridonate Iridium Catalysts

A. R. Sahoo,<sup>a</sup> F. Jiang,<sup>a</sup> C. Bruneau,<sup>a</sup> G. V. M. Sharma,<sup>b</sup> S. Suresh<sup>b</sup> and M. Achard<sup>a\*</sup>

\* Corresponding authors

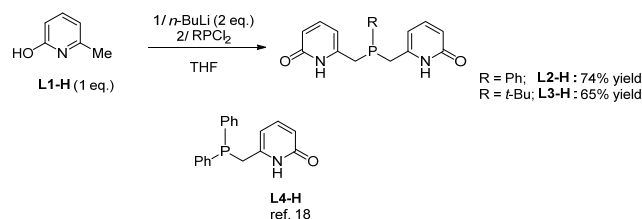
<sup>a</sup> UMR6226, Institut des Sciences Chimiques de Rennes, Université de Rennes1, OMC: Organometallics: Materials and Catalysis, Campus de Beaulieu, 35042 Rennes Cedex, France

E-mail: [mathieu.achard@univ-rennes1.fr](mailto:mathieu.achard@univ-rennes1.fr)

<sup>b</sup> Organic and Biomolecular Chemistry Division, CSIR-IICT, Hyderabad-500007, India

**The association of the new phosphinepyridonate ligands along with iridium metallic precursor resulted in the selective acetalization of various primary alcohols *via* a formal dehydrogenative coupling reaction.**

Apart from being efficient protecting groups of carbonyl derivatives,<sup>[1]</sup> acetals have also found applications in industry as building block for the production of thermoplastics and specific polymers,<sup>[2]</sup> as flavouring and cosmetic agents,<sup>[3]</sup> or fuel additives to lower emission of particles and NO<sub>x</sub> while preventing alteration of the octane and cetane rates.<sup>[4]</sup> Traditional preparation of acetals involve reaction of the corresponding carbonyl derivatives with alcohols or diols in the presence of acidic additives.<sup>[5]</sup> *In situ* generation of the carbonyl derivatives represents interesting alternative to such process. In this cascade transformation, the starting alcohol acts as a carbonyl source and as nucleophile with the generation of water as the only side product. Heterogeneous and homogeneous oxidative processes were reported for the production of acetals arising from short and long chain alcohols.<sup>[6-11]</sup> Recent heterogeneous photocatalytic dehydrogenative coupling of low boiling point primary alcohols enabled the preparation of the corresponding acetals.<sup>[12]</sup> Catalytic dehydrogenation has emerged as a promising alternative for the generation of carbonyl derivatives from alcohols.<sup>[13]</sup> Thanks to finely tuned or non-innocent/proton responsive ligands resulting in the formation of metal-ligand or more recently metal-metal cooperative complexes, recent studies allowed the development of efficient acceptorless homogeneous catalytic systems.<sup>[14]</sup> Depending on the nature of ligand, the presence of vacant sites on the metal, in the absence of any other reagent, catalytic dehydrogenation of primary alcohols can lead either to Guerbet type alcohol/ketone, ester or acetal. Pioneering report on dehydrogenative acetalization from primary alcohol was reported by Murahashi with the use of ruthenium or rhodium complexes yielding up to 20% of acetals.<sup>[15]</sup> A breakthrough came with the use of well-defined ruthenium complex featuring acridine pincer type ligands where the presence of proposed hemilabile ligands increased selectivity toward the acetal formation.<sup>[16]</sup> Among the catalytic systems used in hydrogen transfers, hydroxypyridine/pyridone containing complexes operating through proposed bifunctional pathways have found interesting applications.<sup>[17]</sup> Noteworthy that non chelating phosphinepyridones have also found broad applications in self-assembling catalytic systems.<sup>[18]</sup> We recently reported the straightforward preparation of new five membered phosphinepyridone chelates and demonstrated the efficiency of such ligand in hydrogenation of unfunctionalized ketones.<sup>[19a]</sup> Based on our recent interest on hemiaminal formation,<sup>[19b]</sup> the peculiar behaviour of such ligand in the presence of the bulky pentamethylcyclopentadienyl ligand expressing an hemilabile character of the pyridone moiety attracted our attention. Herein we report on the first preparation of tridentate phosphinepyridones and their applications in iridium-catalyzed acetalisation from various primary alcohols through acceptorless dehydrogenative condensation. Starting from unprotected 6-methyl-2-pyridone **L1-H** by simple treatment with two equivalents of base to generate the nucleophilic dianion followed by reaction with dichlorophosphine, we were



**Scheme 1** Preparation of the new tridentate **L2-H** and **L3-H** ligands. Previously reported ligands **L1-H** and **L4-H** used in this study.

able to isolate the corresponding dialkyl- **L2-H** and trialkyl- phosphinepyridone **L3-H** after acidification in 74% and 65% yield, respectively (Scheme 1). With these ligands in hand (Scheme 1), we evaluated their influence in acceptorless dehydrogenation of benzyl alcohol **2a** in the presence of iridium precursors (Table 1). The reaction of benzyl alcohol **2a** in the presence of  $[\text{Cp}^*\text{IrCl}_2]_2$  as catalyst precursor led to the formation of the ether **3a** and the aldehyde **4a** in a 1:1 ratio with 51% conversion (entry 1). When  $[\text{Ir}(\text{Cp}^*)(\text{H}_2\text{O})_3]\text{SO}_4$  was used as metallic precursor, full conversion of **2a** and selective formation of the ether **3a** were observed (entry 6). To the best of our knowledge, selective formation of ether in the presence of a simple iridium metallic precursor has not been reported.<sup>[20]</sup> Even in a closed Schlenk system, addition of 6-methyl-2-pyridone **L1-H** confirmed the previous findings of Fujita and Yamaguchi with related ligands, which favored dehydrogenation and led to the major formation of benzaldehyde **4a** along with the presence of almost equimolar amount of dibenzyl ether **3a** (entry 2).<sup>[17a-c,21]</sup> Unprecedentedly, the use of our previously reported chelating phosphinepyridonate **L4-H** reversed the selectivity in favor of the acetal reaching 34% yield of **5a** (entry 3). Further screening of the new ligands containing pyridonate moiety revealed a

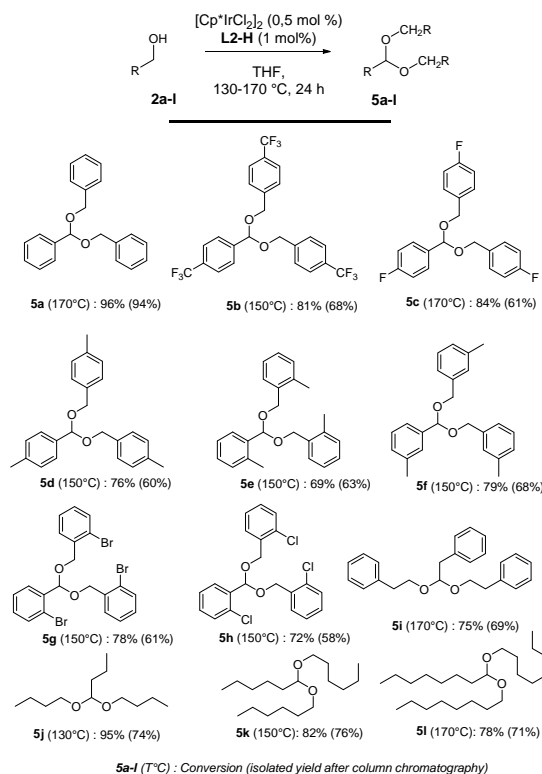
**Table 1** Acetalization versus Etherification from benzylalcohol **2a**<sup>a</sup>

entry	Cat.	Ligand	Conv	Ratio 3a/4a/5a	Yield of 5a <sup>b</sup>
1	$[\text{Cp}^*\text{IrCl}_2]_2$	-	51	49:50:1	0
2	$[\text{Cp}^*\text{IrCl}_2]_2$	<b>L1-H</b>	96	41:58:1	0
3	$[\text{Cp}^*\text{IrCl}_2]_2$	<b>L4-H</b>	45	2:27:71	34
4	$[\text{Cp}^*\text{IrCl}_2]_2$	<b>L3-H</b>	20	6:66:28	7
5	$[\text{Cp}^*\text{IrCl}_2]_2$	<b>L2-H</b>	65	0:17:83	60
6	$[\text{Ir}(\text{Cp}^*)(\text{H}_2\text{O})_3]\text{SO}_4$	-	100	84:7:5	4
7	$[\text{Ir}(\text{Cp}^*)(\text{H}_2\text{O})_3]\text{SO}_4$	<b>L2-H</b>	59	5:6:89	51
8 <sup>c</sup>	$[\text{Cp}^*\text{IrCl}_2]_2$	<b>L2-H</b>	95	6:7:87	85
9 <sup>d</sup>	$[\text{Cp}^*\text{IrCl}_2]_2$	<b>L2-H</b>	98	2:2:96	96(94)

<sup>a</sup>Experimental conditions: all reactions were performed under an inert atmosphere of argon and carried out with benzyl alcohol **1a** (1.0 mmol), Ligand (1 mol%), metallic precursor (1 mol% with respect to the metal) in a closed Schlenk tube in THF (1 mL) at 150 °C for 24h. <sup>b</sup> Conversions and GC yields were determined by GC analysis with dodecane (30  $\mu\text{L}$ ) as internal standard and the number in parenthesis corresponds to the isolated yield after purification by column chromatography. <sup>c</sup> Reaction carried out with 0.5 mL of THF. <sup>d</sup> Reaction carried out with 0.5 mL THF at 170 °C for 24 hours.

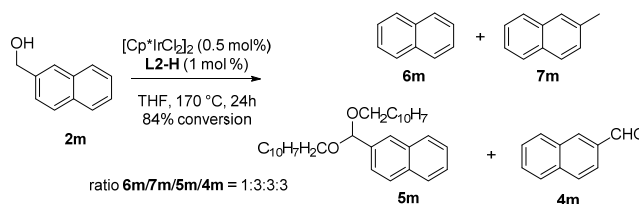
strong influence of the second pyridone moiety toward conversion and selectivity and the best result for acetalization has been obtained in the presence of **L2-H** and  $[\text{Cp}^*\text{IrCl}_2]_2$  or  $[\text{Ir}(\text{Cp}^*)(\text{H}_2\text{O})_3]\text{SO}_4$  affording up to 60% GC yield of **5a** along with benzaldehyde (entry 5 and 7). Finally increasing the reaction temperature in the same range as previous reports gave almost exclusively the acetal **5a** in 98% GC yield and 94% isolated yield (entries 8 and 9).<sup>[15,16a]</sup> The use of the more basic trialkylphosphine **L3-H** dramatically lowered the conversion (entry 4). In all the above experiments, in the absence of additives, the formations of benzyl benzoate or hemiacetal were only observed as traces. Having established our best reactions toward the

selective formation of acetal **5a** from benzyl alcohol, we next investigated the scope of the transformation with various alcohols (Scheme 2). These results show that the catalytic system is active in dehydrogenative acetalization of various benzylic alcohols irrespective of the substitution on the



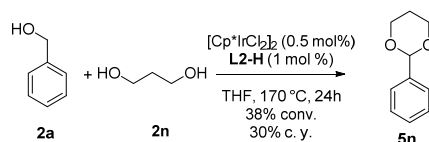
**Scheme 2** Preparation of various acetals from aliphatic and benzylic alcohols

aromatic moiety affording almost up to 80% conversion in most cases with isolated yields ranging from 58 to 94% for acetals **5a-i**. The modest to good isolated yields of acetals can be easily explained by their relative instability slow hydrolysis during purification by column chromatography. Selective formation of aliphatic acetals **5j-l** was also observed from butanol, hexanol and octanol giving acetals in up to 95% conversion and 76% isolated yield. Noteworthy that a 130 °C reaction temperature was sufficient to ensure the conversion of butanol. The case of bulky primary benzylic alcohol was also investigated (Scheme 3). Although the reaction of 2-naphthylmethanol **2m** under our optimized catalytic conditions did afford the expected acetal **5m**, the side formation of unexpected naphthalene **6m** and 2-methylnaphthalene **7m** was also detected. This result may in part be explained by the occurrence of side decarbonylation and formal hydrogenolysis processes.<sup>[22-24]</sup> The competitive experiment between one equivalent of benzyl alcohol and one equivalent of 1,3-propanediol resulted in the formation of the expected cyclic acetal **5n** in 35% conversion and 30% isolated yield indicating a deactivation of the catalytic system presumably due to the coordination and/or the decomposition of 1,3-propanediol (Scheme 4).



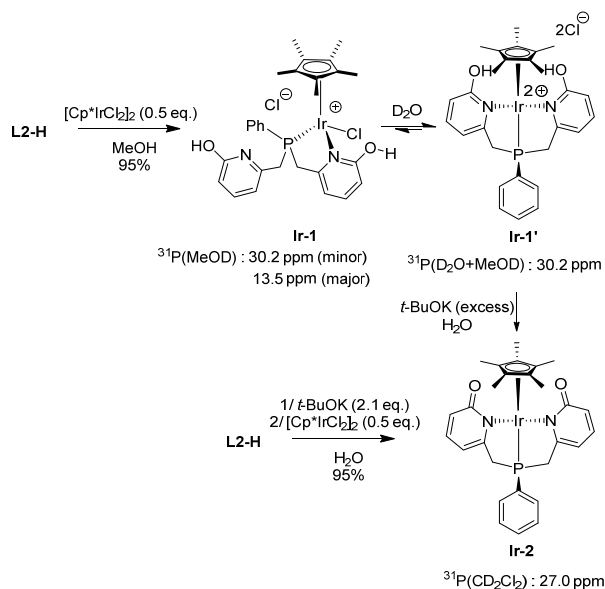
**Scheme 3** The case of the bulky 2-naphthalenemethanol **2m** : Observation of decarbonylated and deoxygenated side products

Under these experimental conditions, secondary alcohols were selectively converted into the corresponding ketones (See supporting information). In order to get an idea of the exact nature of the active/resting species during the dehydrogenative acetalization, we investigated the fate of the ligand **L2-H** with  $[\text{Cp}^*\text{IrCl}_2]_2$ . Owing to its lower polarity, reaction of octanol **2i** under typical catalytic reaction conditions resulted in 80% conversion of the starting primary alcohol to the corresponding acetal **5i** along with the formation of a yellow/orange precipitate in the resulting mixture. <sup>31</sup>P and <sup>1</sup>H NMR analyses of this latter highlighted the formation of two complexes including one symmetrical species based on <sup>1</sup>H NMR integration with a <sup>31</sup>P signal located at 31.5 ppm and one unsymmetrical with a singlet at 13.2 ppm, respectively.<sup>[19a]</sup>



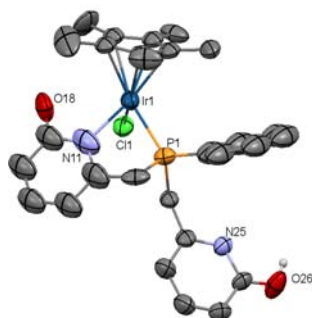
**Scheme 4** Initial attempt to access to cyclic acetal

Next, in order to characterize the aforementioned species, the stoichiometric reaction of **L1-H** and  $[\text{Cp}^*\text{IrCl}_2]_2$  was carried out in methanol at room temperature and resulted in the formation of a yellow solution.<sup>[19a]</sup> Owing to the presence of the bulky  $\text{Cp}^*$  ligand, NMR spectroscopic analysis revealed the presence of two species in dynamic equilibrium (Scheme 5).  $^{31}\text{P}$  NMR analyses in  $\text{CD}_3\text{OD}$  revealed the presence of two species located at 30.2 and 13.5 ppm, respectively, whereas the use of  $\text{D}_2\text{O}$  demonstrated the complete conversion toward the species located at 30.2 ppm. Evaporation and addition of  $\text{CD}_3\text{OD}$  restored the equilibrium. Monocationic complex **Ir-1** was unambiguously identified by successful crystallization layering methanol and diethyl ether. NMR spectroscopy corroborates the formation of an unsymmetrical cationic iridium(III) complex **Ir-1** bearing a pendant pyridone arm. The structural dicationic isomer **Ir-1'** was easily deduced from our previous results and by comparison with a previously reported iridium complex featuring a tridentate ( $k^3$ , P,O,O') phosphinephenolate<sup>[19a, 25]</sup> and suggests that the symmetrical species corresponding to **Ir-1'** located at 30.2 ppm arises from the reversible coordination of the protonated side arm. The tridentate behaviour was further confirmed by deprotonation of **Ir-1** in basic medium or by reaction of **L2-H** with  $[\text{Cp}^*\text{IrCl}_2]_2$  leading to the exclusive formation of the sensitive



**Scheme 5** Dynamic behaviour of the well-defined iridium complex **Ir-1**.

complex **Ir-2**. With these complexes in hand, we next investigated their possible implication in the catalytic transformation. As expected deprotonated **Ir-2** complex was



**Fig. 1** X-ray structure of **Ir-1**. Selected bond lengths (Å) and angles (°), Ir1-Cl1 2.399(3); Ir1-P1 2.278(4); Ir1-N11 2.14(1); C12-O18 1.23(2); C24-O26 1.424(1); Cl1-Ir1-P1 91.4(1); Cl1-Ir1-N11 88.0(3); P1-Ir1-N11 79.6(3); N11-C12-O18 115(1); N25-C24-O26 119(1). CCDC 1453002 contains the supplementary crystallographic data for **Ir-1**

found to be inactive in the aimed transformation during the reaction of benzyl alcohol **2a** whereas the use of a catalytic amount of **Ir-1/Ir-1'** afforded the expected acetal **5a** selectively suggesting the implication of **Ir-1/Ir-1'** in the catalytic transformation.<sup>[16]</sup>

However, at this stage of this research, considering the attractive but complex dynamic behaviour of phosphinepyridones, a metallo- organo-catalyzed transformation as well as the transient formation of bi- or poly-metallic species cannot totally be excluded.<sup>[18, 19a,26]</sup>

## Conclusions

In conclusion, we have reported the synthesis of two new tridentate proton responsive/hemilabile ligands allowing the development of a new catalytic system for the dehydrogenative acetalization of primary alcohols with the release of one molecule of hydrogen and water as the only side product of the reaction. Preparation of well-defined complexes from these ligands and applications to other hydrogen transfer processes is currently underway to gain a deeper understanding on their peculiar reactivities.

## Aknowledgments

CEFIPRA/IFCPAR N° 5105-4 is acknowledged for a fellowship to A.R.S. and the funding of this project. The authors wish also to acknowledge the European union and SYNFLOW consortium for a fellowship to F. J (FP-7 integrated project Synflow, NMP-2009-3.2-1 no. 246461).

## Notes and references

- 1 P. G. M. Wuts, (ed) (2014) Protection for the Carbonyl Group, in Greene's Protective Groups in Organic Synthesis: Fifth Edition, John Wiley & Sons, Inc., Hoboken, New Jersey pp, 554-685.
- 2 (a) S. Lüftl, P. M. Vizakh and S. Chandran, *Polyoxymethylene Handbook: Structure, Properties, Applications and Their Nanocomposites*, John Wiley & Sons, Inc., Hoboken, NJ, USA 2014; (b) E. E. Falco, M. Patel and J. P. Fisher, *Pharm. Res.*, 2008, **25**, 2348.
- 3 E. V. Gusevskaya, J. Jiménez-Pinto and A. Börner, *ChemCatChem*, 2014, **6**, 382.
- 4 (a) F. Frusteri, L. Spadaro, C. Beatrice and C. Guido, *Chem. Eng. J.*, 2007, **134**, 239; (b) A. R. Trifoli, P. S. Agachi and T. Pap, *Renew. Sust. Energ. Rev.*, 2016, **62**, 804.
- 5 (a) E. H. Cordes and H. G. Bull, *Chem. Rev.*, 1974, **74**, 581; (b) D. M. Clode, *Chem. Rev.*, 1979, **79**, 491; (c) F. A. J. Meskens, *Synthesis*, 1981, 501.
- 6 (a) T. Mallat and A. Baiker, *Chem. Rev.*, 2004, **104**, 3037; (b) S. Krompiec, M. Penkala, K. Szczubialka and E. Kowalska, *Coord. Chem. Rev.*, 2012, **256**, 2057; (c) K.-a Thavornprasert, M. Capron, L. Jalowiecki-Duhamel and F. Dumeignil, *Catal. Sci. Technol.*, 2016, **6**, 958.
- 7 Y. Yuan, H. Liu, H. Imoto, T. Shido and Y. Iwasawa, *J. Catal.*, 2000, **195**, 51;
- 8 (a) E. Höft, J. Dahlmann and L. Rüffer, *Z. Chem.*, 1987, **26**, 102; (b) Y. Zhang, I. J. Drake, D. N. Briggs and A. T. Bell, *J. Catal.*, 2006, **244**, 219;
- 9 H. Liu and E. Iglesia, *J. Phys. Chem. B*, 2005, **109**, 2155.
- 10 (a) A. C. Bueno, J. A. Gonçalves and E. V. Gusevskaya, *Appl. Catal., A.*, 2007, **329**, 1; (b) A. S. Y. Chan, W. Chen, H. Wang, J. E. Rowe and T. Madey, *J. Phys. Chem. B*, 2004, **108**, 14643
- 11 S. Chen, S. Wang, X. Ma and J. Gong, *Chem. Commun.*, 2011, **47**, 9345;
- 12 H. Zhang, Z. Zhu, Y. Wu, T. Zhao and L. Li, *Green Chem.*, 2014, **16**, 4076.
- 13 (a) C. Gunanathan and D. Milstein, *Science* 2013, **341**, 1229712; (b) B. Zhao, Z. Han, K. Ding, *Angew. Chem. Int. Ed.*, 2013, **52**, 4744; (c) Q. Yang, Q. Wang and Z. Yu, *Chem. Soc. Rev.*, 2015, **44**, 2305; (d) S. Werkmeister, J. Neumann, K. Junge and M. Beller, *Chem. Eur. J.*, 2015, **21**, 12226; (e) F. Huang, Z. Liu and Z. Yu, *Angew. Chem. Int. Ed.*, 2016, **55**, 862.
- 14 Selected references: (a) J. Zhang, G. Leitun, Y. Ben-David and D. Milstein, *J. Am. Chem. Soc.*, 2005, **127**, 10840; (b) D. Spasyuk and D. Gusev, *Organometallics*, 2012, **31**, 5239; (c) M. Nielsen, A. Kammer, D. Cozzula, H. Junge, S. Gladiali and M. Beller, *Angew. Chem. Int. Ed.*, 2011, **50**, 9593; (d) A. Yoshinari, A. Tazawa, S. Kuwata and T. Ikarya, *Chem. Asian J.*, 2012, **7**, 1417; (e) R. E. Rodriguez-Lugo, M. Trincado and H. Grützmacher, *ChemCatChem*, 2013, **5**, 1079; (f) I. Dutta, A. Sarbajna, P. Pandey, S. M. Wahidur Rahaman, K. Singh and J. Bera, *Organometallics*, 2016, **35**, 1505; (g) Q. Wang, K. Wu and Z. Yu, *Organometallics*, 2016, **35**, 1251.
- 15 S.-I. Murahashi, T. Naota, K. Ito, Y. Maeda and H. Taki, *J. Org. Chem.*, 1987, **52**, 4319.
- 16 (a) C. Gunanathan, L. J. W. Shimon and D. Milstein, *J. Am. Chem. Soc.*, 2009, **131**, 3146; (b) E. Kossoy, Y. Diskin-Posner, G. Leitun and D. Milstein, *Adv. Synth. Catal.*, 2012, **354**, 497.
- 17 Selected references: (a) K.-i. Fujita, N. Tanino and R. Yamaguchi, *Org. Lett.*, 2007, **9**, 109; (b) A. M. Royer, T. B. Rauchfuss and D. L. Gray, *Organometallics*, 2010, **29**, 6763; (c) K. -i. Fujita, T. Yoshida, Y. Imori and R. Yamaguchi, *Org. Lett.*, 2011, **13**, 2278; (d) . Nieto, M. S. Livings, J. B. Sacci III, L. E. Reuthers, M. Zeller and E. T. Papish, *Organometallics*, 2011, **30**, 6339 (e) R. Kawahara, K.-i. Fujita and R. Yamaguchi, *Angew. Chem. Int. Ed.*, 2012, **51**, 12790; (f) C. M. Moore and N. K. Szymczak, *Chem. Commun.*, 2013, **49**, 400; (g) S. Chakraborty, P. E. Pizel, W. B. Brennessel and W. D. Jones, *Organometallics*, 2015, **34**, 5203; (h) C. M. Moore, B. Bark and N. K. Szymczak, *ACS Catal.*, 2016, **6**, 1981; (i) J. Shi, B. Hu, D. Gong, S. Shang, G. hou and D. Chen, *Dalton Trans.*, 2016, **45**, 4828; (j) S.-M. Lu, Z. Wang, J. Li, J. Xiao and C. Li, *Green Chem.*, 2016, DOI: 10.1039/C6GC00856A.
- 18 M. -N. Birkholz, N. V. Dubrovina, H. Jiao, D. Michalik, J. Holz, R. Paciello, B. Breit and A. Börner, *Chem. Eur. J.*, 2007, **13**, 5896.
- 19 (a) F. Jiang, M. Achard, V. Dorcet, T. Roisnel and C. Bruneau, *Eur. J. Inorg. Chem.*, 2015, 4312; (b) F. Jiang, M. Achard and C. Bruneau, *Chem. Eur. J.*, 2015, **21**, 14319.
- 20 (a) A. Prades, R. Corberán, M. Poyatos and E. Peris, *Chem. Eur. J.*, 2008, **14**, 11474; (b) M. Valencia, H. Müller-Bunz, R. A. Gossage and M. Albrecht, *Chem. Commun.*, 2016, **52**, 3344; (c) N. Kalutharage and C. S. Yi, *Org. Lett.*, 2015, **17**, 1778; (d) P. Lorusso, J. Coetzee, G. R. Eastham and D. J. Cole-Hamilton, *ChemCatChem*, 2016, **8**, 222.
- 21 (a) G. Stavber, M. Zupan and S. Stavber, *Tetrahedron Lett.*, 2006, **47**, 8463; (b) Y. Liu, R. Hua, H.-B. Sun and X. Qiu, *Organometallics*, 2005, **24**, 2819; (c) S. L. Barbosa, M. Ottone, M. C. Santos, G. C. Junior, C. D. Lima, G. C. Glososki, N. P. Lopes and S. I. Klein, *Catal. Comm.*, 2015, **68**, 97.

- 22 (a) D. Morton, D. J. Cole-Hamilton, I. D. Utuk, M. Paneque-Sosa and M. Lopez-Poveda, *J. Chem. Soc. Dalton Trans.*, 1989, 489; (b) N. Sieffert, R. Réocreux, P. Lorusso, D. J. Cole-Hamilton and M. Bühl, *Chem. Eur. J.*, 2014, **20**, 4141; (c) E. P. K. Olsen, T. Singh, P. Harris, P. G. Andersson and R. Madsen, *J. Am. Chem. Soc.*, 2015, **137**, 834;
- 23 (a) H. Alper and F. Sibtain, *J. Org. Chem.*, 1988, **53**, 3306; (b) J.-L. Huang, X.-J. Dai and C.-J. Li, *Eur. J. Org. Chem.*, 2013, 6496; (c) J. Yi, J. T. Miller, D. Y. Zemlyanov, R. Zhang, P. J. Dietrich, F. H. Ribeiro, S. Suslov and M. M. Abu-Omar, *Angew. Chem. Int. Ed.*, 2014, **53**, 833; (d) H. R. Diéguez, A. Lopez, V. Domingo, J. F. Arteaga, J. A. Dobado, M. M. Herrador, J. F. Quilez del Moral and A. F. Barrero, *J. Am. Chem. Soc.*, 2010, **132**, 254; (e) X.-J. Dai and C.-J. Li, *J. Am. Chem. Soc.*, 2016, **138**, 5433;
- 24 (a) M. E. Thibault, D. V. DiMondo, M. Jennings, P. Verardi Abdelnur, M. N. Eberlin and M. Schlaf, *Green Chem.*, 2011, **13**, 357; (b) D. DiMondo, M. E. Thibault, J. Britten and M. Schlaf, *Organometallics*, 2013, **32**, 6541.
- 25 Y. Yamamoto, K. Sugawara and M. Kakeya, *Inorg. Chim. Acta*, 2002, 340, 21.
- 26 C. B. Fisher, H. Steininger, D. S. Stephenson and H. Zipse, *J. Phys. Org. Chem.*, 2005, **18**, 901.