



Sequential Barium-Catalysed N–H/H–Si Dehydrogenative Cross-Couplings: Cyclodisilazanes versus Linear Oligosilazanes

Clément Bellini, Thierry Roisnel, Jean-François Carpentier, Sven Tobisch,
Yann Sarazin

► To cite this version:

Clément Bellini, Thierry Roisnel, Jean-François Carpentier, Sven Tobisch, Yann Sarazin. Sequential Barium-Catalysed N–H/H–Si Dehydrogenative Cross-Couplings: Cyclodisilazanes versus Linear Oligosilazanes. *Chemistry - A European Journal*, 2016, 22 (44), pp.15733 - 15743. 10.1002/chem.201603191 . hal-01398042

HAL Id: hal-01398042

<https://univ-rennes.hal.science/hal-01398042>

Submitted on 23 Feb 2017

HAL is a multi-disciplinary open access archive for the deposit and dissemination of scientific research documents, whether they are published or not. The documents may come from teaching and research institutions in France or abroad, or from public or private research centers.

L'archive ouverte pluridisciplinaire **HAL**, est destinée au dépôt et à la diffusion de documents scientifiques de niveau recherche, publiés ou non, émanant des établissements d'enseignement et de recherche français ou étrangers, des laboratoires publics ou privés.

Sequential Barium-catalysed N–H/H–Si Dehydrogenative Cross-couplings: Cyclodisilazanes vs Linear Oligosilazanes

Clément Bellini,^[a] Thierry Roisnel,^[b] Jean-François Carpentier,^{*,[a]}

Sven Tobisch,^{*,[c]} and Yann Sarazin^{*,[a]}

^[a] Organometallics: Materials and Catalysis Department, Institut des Sciences Chimiques de Rennes, UMR 6226 CNRS – Université de Rennes 1, Campus de Beaulieu, F-35042 Rennes, France.

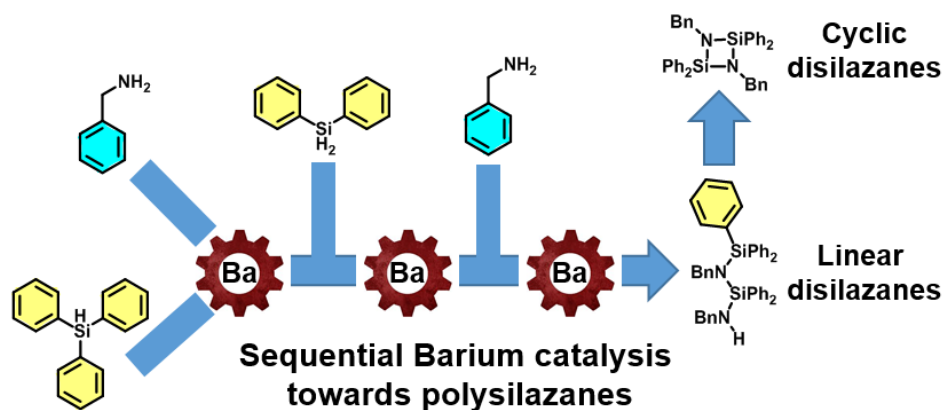
E-mail: jean-francois.carpentier@univ-rennes1.fr; yann.sarazin@univ-rennes1

^[b] Centre de Diffractométrie des Rayons X, Institut des Sciences Chimiques de Rennes, UMR 6226 CNRS - Université de Rennes 1, F-35042, Rennes, France.

^[c] University of St Andrews, School of Chemistry, Purdie Building, North Haugh, St Andrews KY16 9ST, United Kingdom. E-mail: st40@st-andrews.ac.uk

Keywords: N–H/H–Si dehydrogenative cross-coupling • barium • silazanes • sequential chain extension • cyclisation

Graphical Abstract



Abstract

Starting from Ph_3SiH , the barium precatalyst $\text{Ba}[\text{CH}(\text{SiMe}_3)_2]_2 \cdot (\text{THF})_3$ was used to produce the disilazane $\text{Ph}_3\text{SiN}(\text{Bn})\text{SiPh}_2\text{NHBn}$ (**4**) by sequential N–H/H–Si dehydrocouplings with BnNH_2 and Ph_2SiH_2 . Substrate scope was extended to other amines and hydrosilanes. This smooth protocol gives quantitative yields and full chemoselectivity. Compound **4** and the intermediates Ph_3SiNHBn and $\text{Ph}_3\text{SiN}(\text{Bn})\text{SiHPh}_2$ were structurally characterised. Further attempts at chain extension by dehydrocoupling of Ph_2SiH_2 with **4** were met instead by cyclisation of this compound, forming the cyclodisilazane $c\text{-(Ph}_2\text{Si–NBn)}_2$ (**5**) which was crystallographically authenticated. The ring-closure mechanism leading to **5** upon release of C_6H_6 was determined by complementary experimental and theoretical (DFT) investigations. $\text{Ba}[\text{CH}(\text{SiMe}_3)_2]_2 \cdot (\text{THF})_3$ and **4** react to afford the reactive $\text{Ba}\{\text{N}(\text{Bn})\text{SiPh}_2\text{N}(\text{Bn})\text{SiPh}_3\}_2$, which was characterised *in situ* by NMR spectroscopy. Next, in a stepwise process, intramolecular nucleophilic attack of the metal-bound amide onto the terminal silicon atom generates a five-coordinate silicate. It is followed by turnover-limiting C_6H_5 -transfer to barium; this releases **5** and forms a transient $[\text{Ba}]\text{–Ph}$ species, which undergoes aminolysis to regenerate $[\text{Ba}]\text{–N}(\text{Bn})\text{SiPh}_2\text{N}(\text{Bn})\text{SiPh}_3$. DFT computations reveal that the irreversible production of **5** through such a stepwise ring-closure mechanism is much more kinetically facile ($\Delta G^\ddagger = 26.2 \text{ kcal mol}^{-1}$) than an alternative σ -metathesis pathway ($\Delta G^\ddagger = 48.2 \text{ kcal mol}^{-1}$).

Introduction

Silazanes are common and versatile compounds containing N–Si bonds which can be used in coordination chemistry,^[1] as bases,^[2] silylating agents^[3] or protecting groups for amines, indoles and anilines in organic synthesis.^[4] Oligo- and polysilazanes are commonly prepared by alkali-mediated ring-opening polymerisation of cyclosilazanes following the Seyferth-Wiseman procedure.^[5] Although readily implemented, this oligo/polymerisation method necessitates the synthesis of cyclosilazanes which are not easily characterised.^[5,6] Alternative routes to oligo- and polysilazanes involve the dehydrocoupling of amines and hydrosilanes, which can be catalysed by a variety of complexes of late transition metals^[7] or titanium,^[8] or the older polycondensation by ammonolysis and aminolysis reaction.^[6a,9] Polycarbosilazanes are related preceramics containing $-(\text{Si}-\text{C}-\text{N})_n$ -backbones; amorphous SiCN ceramics are useful for their corrosion resistance, high-temperature stability, and long-term durability for applications as structural materials.^[10] Polycarbosilazanes are commonly synthesised by aminolysis of dichlorosilanes with 1,2-ethylenediamine^[11] or other diamines^[12] upon release of ammonium chlorides as by-products. Original dendrimers were obtained in an iterative two-step strategy employing first Karstedt's catalyst for the hydrosilylation of tris(vinyl dimethylsilyl)amine with chlorodimethylsilane, followed by treatment with alkali bis(vinyl dimethylsilyl)amide.^[13] Nevertheless, until recently the most atom-efficient synthetic protocol relied on the cross-dehydrocoupling (CDC) of 1,4-bis(dimethylsilyl)benzene and ammonia catalysed by $\text{Pd}_2(\text{dba})_3$, an attractive process even though the reaction requires 72 h to convert parts only of 200 equiv of the comonomers.^[14]

We have been keen on implementing alkaline earth complexes ($\text{Ae} = \text{Ca}, \text{Sr}, \text{Ba}$) in catalysed N–H/H–Si dehydrocoupling reactions, a clean route to the production of silazanes^[15] and polycarbosilazanes.^[16] We have shown that barium precatalysts display a unique combination of high activity and chemoselectivity in the couplings of a variety of

amines, (di)hydrosilanes, α,ω -diamines and α,ω -di(hydrosilane)s, which has enabled access to a range of silazanes and linear disilazanes. Other catalytic systems exist for this type of reactions. Some are built on middle and late transition metals, *e.g.* Al_2O_3 -supported palladium species and graphene-supported palladium nanoparticles,^[17] $\text{Ru}_3(\text{CO})_{12}$ and $\text{Rh}_6(\text{CO})_{16}$ clusters,^[7a-b,18] as well as discrete ruthenium,^[4b,4e] rhodium,^[4c,7c] chromium^[19] or copper complexes.^[20] Precatalysts based on oxophilic metals such as titanium,^[8,21] aluminium,^[22] yttrium,^[23] ytterbium(II),^[24] uranium(IV),^[25] zinc,^[26] alkali metals^[27] and alkaline earths,^[15,28] for which σ -bond metathesis or Si-to-metal β -hydride transfer are key mechanistic features, have proved very effective of late.

We report here on the utilisation of $\text{Ba}[\text{CH}(\text{SiMe}_3)_2]_2 \cdot (\text{THF})_3$, a most efficient barium-based precatalyst for N–H/H–Si dehydrocouplings,^[15] for the preparation of original compounds containing several silazanyl linkers. They are obtained by a controlled extension process upon sequential coupling of a variety dihydrosilazanes and diamines. It is shown how the same precatalyst can also readily lead to the ring-closing formation of 4-member cyclodisilazanes. The results of DFT computations aimed at probing the rival mechanistic pathways leading to cyclisation are presented.

Results and Discussion

Initial reactivity studies

The barium precatalyst $\text{Ba}[\text{CH}(\text{SiMe}_3)_2]_2 \cdot (\text{THF})_3$ (**A**), which has recently proved very effective in N–H/H–Si CDC reactions,^[15,16] was selected in the present study. It catalyses the coupling of triphenylsilane and benzylamine ($[\text{Ph}_3\text{SiH}]_0/[\text{BnNH}_2]_0/[\text{A}]_0 = 400:400:1$, $[\text{BnNH}_2]_0 = 4.0$ M in benzene) at 25 °C within 2 h to afford the known monocoupled product Ph_3SiNHBn (**1**) with entire chemoselectivity. Single crystals of **1**, the starting material for the subsequent work described here, were obtained and its molecular solid-state structure was established. Under these experimental conditions, the formation of the dicoupled product, $\text{Ph}_3\text{SiN}(\text{Bn})_2$ (**2**), or that of cyclic disilazanes were not detected. Compound **2** could only be obtained in poor yields by coupling of Ph_3SiH with pre-isolated **1** (12 h, 25 °C, yield: 15%; 60 °C, yield: 22%); high precatalyst loading had to be used, typically $[\text{Ph}_3\text{SiH}]_0/[\text{1}]_0/[\text{A}]_0 = 20:20:1$, with $[\text{1}]_0 = 0.20$ M in benzene (Scheme 1).^[29] The difficulties encountered in obtaining **2** are reminiscent of the little propensity shown by $\text{R}_3\text{SiNHR}'$ silazanes ($\text{R}, \text{R}' = \text{aryl, alkyl}$) to engage in Ae-mediated cross-dehydrocoupling reactions with bulky hydrosilanes such as Ph_3SiH , and can probably be ascribed to excessive steric congestion.^[15]

Scheme 1. Synthesis of $\text{Ph}_3\text{SiNHCH}_2\text{C}_6\text{H}_5$ (**1**) catalysed by $\text{Ba}[\text{CH}(\text{SiMe}_3)_2]_2 \cdot (\text{THF})_3$ (**A**).^[29]

With a less cumbersome and more reactive hydrosilane, the coupling of high loadings of **1** with diphenylsilane ($\equiv\text{Ph}_2\text{SiH}_2$) catalysed by **A** ($[\text{Ph}_2\text{SiH}_2]_0/[\mathbf{1}]_0/[\mathbf{A}]_0 = 400:400:1$, $[\mathbf{1}]_0 = 4.00\text{ M}$ in benzene) was quantitative within 2 h at 25 °C and afforded the asymmetric disilazane $\text{Ph}_3\text{SiN}(\text{Bn})\text{SiHPh}_2$ (**3**) with entire selectivity (Scheme 2). This compound was isolated and dehydrocoupled with BnNH_2 ($[\mathbf{3}]_0/[\text{BnNH}_2]_0/[\mathbf{A}]_0 = 100:100:1$, $[\text{BnNH}_2]_0 = 1.0\text{ M}$ in benzene) at 60 °C within 2 h, to give the linear product $\text{Ph}_3\text{SiN}(\text{Bn})\text{SiPh}_2\text{NHBn}$ (**4**) quantitatively. See the Supporting Information for complete product characterisation.

Scheme 2. Stepwise syntheses of silazanes and (cyclo-)disilazanes catalysed by $\text{Ba}[\text{CH}(\text{SiMe}_3)_2]_2 \cdot (\text{THF})_3$ (**A**). All reactions were carried out in benzene.^[29]

We tried to extend this stepwise chain growth to the production of longer molecules with the ambition to obtain oligo- and, ultimately, polycarbosilazanes. However, the attempted coupling of **4** with Ph_2SiH_2 (0.2 M for each substrate) did not yield the expected $\text{Ph}_3\text{SiN}(\text{Bn})\text{SiPh}_2\text{N}(\text{Bn})\text{SiPh}_2\text{H}$, but instead returned quantitatively the cyclodisilazane *c*-($\text{Ph}_2\text{Si}-\text{NBn}$)₂ (**5**) and unreacted Ph_2SiH_2 . The catalytic (5.0 mol-% of **A**) formation of **5** upon cyclisation of **4** with concomitant release of benzene (*vide infra*) also occurs at higher

substrate concentrations (2.0 M), or even in the absence of Ph_2SiH_2 under otherwise identical experimental conditions (60 °C, 2 h, $[\mathbf{4}]_0/[\mathbf{A}]_0 = 20:1$, $[\mathbf{4}]_0 = 0.2 \text{ M}$).^[30]

Overall, the multistep sequential Ba-promoted process forming **4** from triphenylsilane is unusual, as well as being highly effective and chemoselective. Like **1**, silazanes **3-5** were all isolated as colourless solids, and crystals were grown from concentrated pentane solutions. Their identities were established on the basis of the NMR spectroscopic (^1H , ^{13}C , ^{29}Si), mass spectrometric and crystallographic data of the purified products. For these and the following related compounds, elemental analyses were often thwarted because of high silicon contents, but they were overall consistent with the proposed formulations.^[31,32]

Reaction scope

Starting from **3**, the method employed to obtain **4** by coupling with BnNH_2 was extended to other amines (Scheme 3). $\text{Ph}_3\text{SiN}(\text{Bn})\text{SiPh}_2\text{N}(\text{CH}_2)_4$ (**6**) was obtained in a 42% non-optimised yield upon dehydrocoupling of **3** and pyrrolidine under mild conditions. The coupling of **3** with diamines or with primary amines is more pertinent. Instead of BnNH_2 leading to the formation of **4**, the CDC of **3** with $\text{MesCH}_2\text{NH}_2$ (Mes = mesityl) yielded $\text{Ph}_3\text{SiN}(\text{Bn})\text{SiPh}_2\text{NHMe}$ (**7**) quantitatively. The coupling of **3** with 1,4-phenylenedimethanamine ($\equiv \text{H}_2\text{N}^{\wedge\wedge\wedge}\text{NH}_2$) afforded $\text{Ph}_3\text{SiN}(\text{Bn})\text{SiPh}_2\text{NHCH}_2\text{C}_6\text{H}_4\text{CH}_2\text{NH}_2$ (**8**). Cyclisation and formation of a $[\text{Si}_2\text{N}_2]$ cyclic moiety giving a putative $[\text{Si}_2\text{N}_2]\text{--CH}_2\text{C}_6\text{H}_4\text{CH}_2\text{NH}_2$ species could perhaps occur in **8**. To prevent such a scenario, 1,1'-(1,4-phenylene)bis(*N*-methylmethanamine) ($\equiv \text{MeHN}^{\wedge\wedge\wedge}\text{NHMe}$) incorporating two secondary amines with *N,N'*-dimethyl substituents was also tested in the coupling with **3**, but no conversion to $\text{Ph}_3\text{SiN}(\text{Bn})\text{SiPh}_2\text{N}(\text{Me})\text{CH}_2\text{C}_6\text{H}_4\text{CH}_2\text{NHMe}$ was detected. Similar observations were made before in the couplings with Ph_3SiH upon going from BnNH_2 , which

is highly reactive, to the secondary amine Bn_2NH which showed almost no reactivity.^[15b] CDC reactions are hence greatly sensitive to steric effects.

Scheme 3. Synthesis of linear disilazanes catalysed by $\text{Ba}[\text{CH}(\text{SiMe}_3)_2]_2 \cdot (\text{THF})_3$ (**A**) starting from $\text{Ph}_3\text{SiN}(\text{Bn})\text{SiHPh}_2$ (**3**). Experimental conditions: Precatalyst **A** ($5.0\ \mu\text{mol}$), $[\mathbf{3}]_0/[\text{amine}]_0/[\mathbf{A}]_0 = 20:20:1$, $[\text{amine}]_0 = 0.2\ \text{M}$ in benzene, $60\ ^\circ\text{C}$, 2 h.^[29]

Starting materials other than **1** and **3** are also amenable to couplings catalysed by **A** (Scheme 4). It has been shown that the coupling of 2 equiv of Ph_3SiH with 1,4-phenylenedimethanamines selectively affords $\text{Ph}_3\text{SiNHCH}_2\text{C}_6\text{H}_4\text{CH}_2\text{NHSiPh}_3$ (**9**).^[15b] This precursor was further subjected to coupling with 2 equiv of Ph_2SiH_2 . The reaction was quantitative ($25\ ^\circ\text{C}$, 2 h, $[\text{Ph}_2\text{SiH}_2]_0/[\mathbf{9}]_0/[\mathbf{A}]_0 = 200:100:1$) and produced the bis(disilazane) $\text{Ph}_2\text{HSi}(\text{Ph}_3\text{Si})\text{NCH}_2\text{C}_6\text{H}_4\text{CH}_2\text{N}(\text{Ph}_3\text{Si})\text{SiHPh}_2$ (**10**), which contains two hydrosilanyl functional groups in α and ω positions. The subsequent coupling of the difunctional **10** with 1 equiv of $\text{H}_2\text{N}^{\wedge\wedge\wedge}\text{NH}_2$ at $25\ ^\circ\text{C}$ for 1 h ($[\mathbf{10}]_0/[\text{H}_2\text{N}^{\wedge\wedge\wedge}\text{NH}_2]_0/[\mathbf{A}]_0 = 20:20:1$) yielded an insoluble white solid, probably a cross-linked polycarbosilazane resulting from dehydropolymerisation; the ^1H and ^{29}Si NMR data of this material could not be interpreted. The reaction of **10** with 5 or 10 equiv of $\text{H}_2\text{N}^{\wedge\wedge\wedge}\text{NH}_2$ vs. **A** ($[\mathbf{10}]_0/[\text{H}_2\text{N}^{\wedge\wedge\wedge}\text{NH}_2]_0/[\mathbf{A}]_0 = 20:\text{X}:1$) gave intractable mixtures. $\text{HSiPh}_2\text{N}(\text{Me})\text{CH}_2\text{C}_6\text{H}_4\text{CH}_2\text{NHMe}$ (**11**) is a starting material for the grafting of both a dihydrosilane or an amine, on the $-\text{NHMe}$ or the $-\text{NMeSiPh}_2\text{H}$ tail-ends, respectively, or as a bifunctional AB monomer for dehydropolymerisation reactions to obtain

high molecular polycarbosilazanes.^[16] It can be obtained from the quantitative and chemoselective coupling of MeHN^{^^}NHMe with a single equiv of Ph₂SiH₂ (Scheme 4).

Scheme 4. Sequential grafting of various amines and hydrosilanes in CDC reactions catalysed by Ba[CH(SiMe₃)₂]₂•(THF)₃(**A**).^[29] All reactions performed in benzene.

Substituents can be introduced in the amines, as in **7** (see Scheme 3), or alternatively in the hydrosilanes. For instance, $(p\text{-CF}_3\text{-C}_6\text{H}_4)\text{Ph}_2\text{SiNHBn}$ (**12**) was prepared upon coupling of $(p\text{-CF}_3\text{-C}_6\text{H}_4)\text{Ph}_2\text{SiH}$ and BnNH_2 (Scheme 4). The coupling of **12** with Ph_2SiH_2 ($[\text{Ph}_2\text{SiH}_2]_0/[\textbf{12}]_0/[\textbf{A}]_0 = 20:20:1$) smoothly gave $(p\text{-CF}_3\text{-C}_6\text{H}_4)\text{Ph}_2\text{SiN(Bn)SiHPh}_2$ (**13**), which could be further reacted with BnNH_2 to afford $(p\text{-CF}_3\text{-C}_6\text{H}_4)\text{Ph}_2\text{SiN(Bn)SiPh}_2\text{NHBn}$ (**14**). In the way seen for the cyclisation from **4** to **5**, upon exposure to precatalyst **A** at 60 °C for 12 h, the linear **14** led to the formation of **5** via selective elimination of 1 equiv of $\text{C}_6\text{H}_5\text{CF}_3$, as established by ^1H and ^{19}F NMR spectroscopy. The mechanism proposed for the cyclisation, with formation of a transient pentavalent silicate and transfer of a partially negatively charged aromatic moiety to barium stabilised by *para* electron-withdrawing groups, accounts for the selectivity towards the elimination of $p\text{-CF}_3\text{-C}_6\text{H}_5$ in the production of **14** (*vide infra*). This series of reactions also work for *p*-methyl-substituted arylhydrosilanes. However, they are more sluggish reagents, *e.g.* requiring heating for 12 h at 60 °C to afford $(p\text{-CH}_3\text{-C}_6\text{H}_4)\text{Ph}_2\text{SiN(Bn)SiPh}_2\text{NHBn}$; further cyclisation of this compound does not even reach 10% conversion (upon selective elimination of benzene, while the release of toluene is not detected) after heating for 12 h at 60 °C. In a rough empirical evaluation, the reactions rate therefore seems to increase when electronic density on the silicon atom decreases ($\text{Me} < \text{H} < \text{CF}_3$), and the proposed mechanism detailed in the following sections is consistent with this observation.

The formation of the cyclic product **5** upon elimination of an aromatic molecule, benzene in the case of **4** and trifluoromethylbenzene for **14**, is not the sole method for the preparation of cyclosilazanes. The coupling of $\text{BnNHCH}_2\text{CH}_2\text{NHBn}$ with Ph_2SiH_2 catalysed by **A** or even $\text{Ba}[\text{N}(\text{SiMe}_3)_2]_2 \cdot (\text{THF})_2$ takes place readily to give the corresponding 5-member cycle **15**, $c\text{-}[\text{Ph}_2\text{SiN(Bn)CH}_2\text{CH}_2\text{N(Bn)}]$ (Scheme 5). Besides, compound **5** itself had previously

been obtained by barium-mediated H₂-releasing dehydrocoupling of Ph₂SiH₂ with BnNH₂SiPh₂NHBn.^[15a]

Scheme 5. Formation of cyclo(di)silazanes by barium-mediated CDC reactions.^[29]

The peculiarity of the formation of **5** from **4** or **14** lies in the fact that it forms not by cross-dehydrocoupling between an amine and hydrosilane with evolution of dihydrogen, but upon ring-forming, barium-catalysed Si–C bond cleavage with concomitant elimination of one stoichiometric equivalent of aromatic by-product. Although not common, the rupture of Si–C bonds has already been documented under other circumstances. The cleavage of Si–C bonds under acidic conditions has long been known.^[33] More recently, several cases of metal-promoted Si–C bond ruptures have been disclosed for both C_{sp2} and C_{sp3} carbon atoms. For instance, the lutetium hydride [(C₅Me₅)₂Lu(μ-H)]₂ was reported to cleave the Si–C_{sp2} bond in PhSiH₃ to generate benzene and cross-linked polysilanes (SiH_x)_y.^[34] Nickel and palladium silyl pincer complexes can undergo structural rearrangements implicating reversible Si–C_{sp3} and Si–C_{sp2} bond activation.^[35] The rhodium-catalysed coupling of 2-trimethylsilylphenylboronic acid with internal alkynes produces 2,3-disubstituted benzosilole derivatives.^[36] Rh(H)(CO)(PPh₃)₃ triggers Si–C_R bond cleavage in {*o*-(Ph₂P)C₆H₄}₂SiMeR (R = Ph, Me, Et); it was shown that the facility of bond activation increased with temperature and

according to Si–Et < Si–Me < Si–Ph.^[37] Perhaps more relevantly to the present work, the stoichiometric conversion of Si–C(aryl) σ -bonds into Si–heteroatom ones in the reactions of η^3 - α -silabenzyl molybdenum and tungsten complexes with 2-substituted pyridines has been reported very recently.^[38] The cleavage of Si–C bonds is also promoted by supercritical water^[39] or by montmorillonite.^[40]

That **4** could be synthesised from **3** under catalytic conditions and obtained free of contamination by **5**, whereas pure **4**, once isolated and then re-dissolved in benzene in the presence of **A** (0.05 equiv, 60 °C, 2 h; see Scheme 2) cleanly and quantitatively yielded **5** in a catalysed process, constitutes an intriguing reactivity pattern. We are unable at this time to propose a conclusive explanation for this phenomenon. One conceivable hypothesis is that during the formation of **4** by coupling of BnNH₂ and **3**, the catalyst resting state is under the form of a putative “[Ba(NHBn)₂(S)_x]_n” species, where S is THF or BnNH₂.^[41] This species may be insufficiently basic to deprotonate the newly-formed **4** present in the reaction mixture. On the other hand, reaction of the pre-isolated, purified **4** with the highly basic barium bis(alkyl) **A** must produce a species akin to “Ba[N(Bn)SiPh₂N(Bn)SiPh₃]₂•(THF)_n” (DFT computations favours $n = 0$, *vide infra*) by aminolysis and irreversible release of CH₂(SiMe₃)₂. The fact that the relatively less basic Ba[N(SiMe₃)₂]₂•(THF)₂ fails entirely to react with **4** (unreacted materials only are returned) is congruent with this working hypothesis. In the absence of any reactive substrate other than **4**, if this new compound “Ba[N(Bn)SiPh₂N(Bn)SiPh₃]₂•(THF)_n” evolves, it can only be towards the formation of the cyclodisilazane **5**. If so, this may for instance occur *via* nucleophilic attack of the *N*_{amide} atom onto the terminal Si atom creating a hypervalent silicate followed by β -C₆H₅ transfer to Ba, or perhaps by a less likely σ -metathetical pathway. Such processes should give rise to a transient [Ba]–Ph species, which is basic enough to deprotonate more incoming **4** and, in doing so, regenerate “Ba[N(Bn)SiPh₂N(Bn)SiPh₃]₂•(THF)_n” and release benzene (Scheme 6).

Scheme 6. Possible stepwise mechanism involving a transient [Ba]–Ph species for the quantitative synthesis of *c*-(Ph₂SiNBn)₂ (**5**) starting from Ph₃SiN(Bn)SiPh₂NHBn (**4**) and catalysed by Ba[CH(SiMe₃)₂]₂•(THF)₃ (**A**).

Regarding the mechanism of the cyclisation reaction

The NMR-scale reaction of **A** with 2 equiv of **4** in benzene-*d*₆ (2 h, 25 °C) was examined by ¹H NMR spectroscopy (Figure 1). It generated preponderantly a new barium compound, the ¹H NMR data of which— in particular two sharp singlets integrating for two hydrogens each at δ_{1H} 4.59 and 4.13 ppm and corresponding to two types of C₆H₅CH₂ methylene hydrogens—agreed with the formulation Ba[N(Bn)SiPh₂N(Bn)SiPh₃]₂ (Fig. 5). Quantitative release of CH₂(SiMe₃)₂ was also detected, together with the presence of **5** (*ca.* 40%, diagnostic singlet at δ_{1H} 4.08 ppm) and minute amounts of unreacted **4**. The preparation of an authentic sample of this complex by reacting **A** with 2.0 equiv of **4** showed that the THF molecules did not remain metal-bound. The ¹H NMR data of the product obtained after work-up was consistent with that given in Fig. 1, but for the fact that no resonance for THF was detectable. These data confirm that Ba[N(Bn)SiPh₂N(Bn)SiPh₃]₂ can be made, but also that it is unstable at room temperature. It spontaneously evolves in solution to generate **5** in increasing amounts

over the course of 6 h, and also partly decomposes to release **4** together with unidentified barium species.

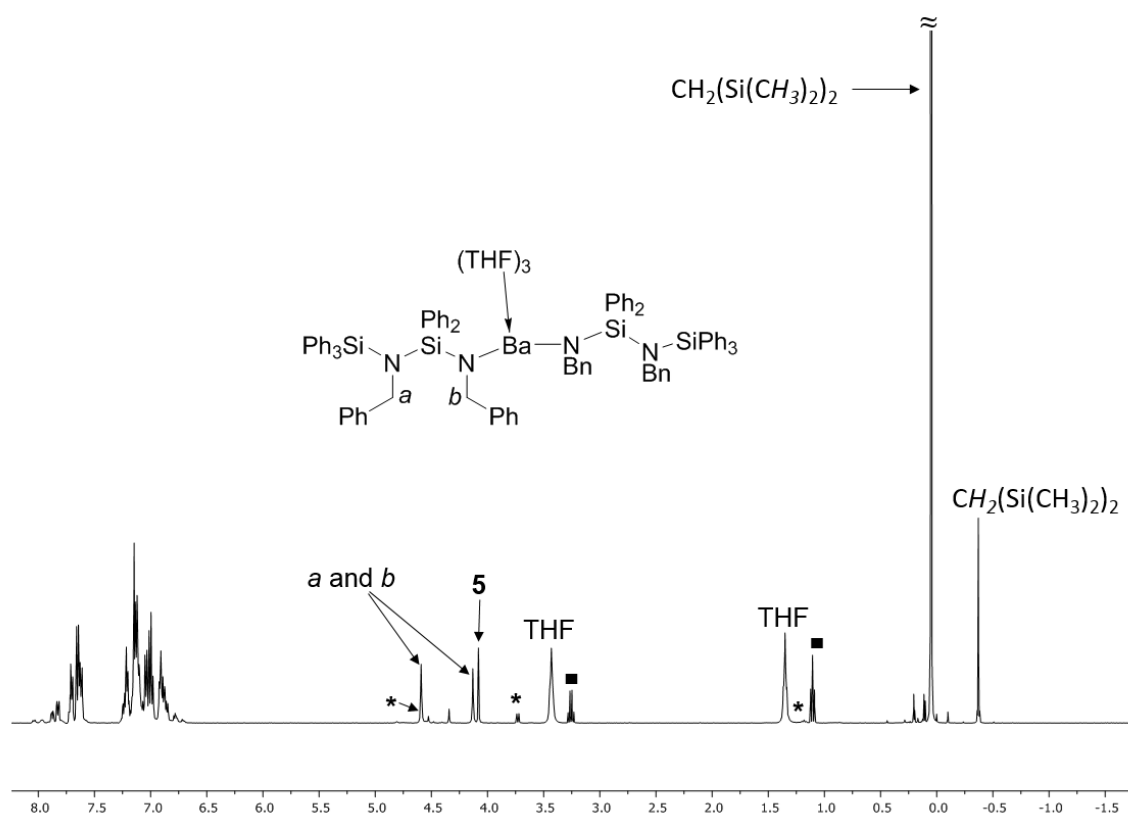


Figure 1. ^1H NMR spectrum (benzene- d_6 , 25 °C, 400.1 MHz) of the NMR-scale reaction of $\text{Ba}[\text{CH}(\text{SiMe}_3)_2]_2 \cdot (\text{THF})_3$ (**A**) with 2 equiv of $\text{Ph}_3\text{SiN}(\text{Bn})\text{SiPh}_2\text{NHBn}$ (**4**), showing the quantitative release of $\text{CH}_2(\text{SiMe}_3)_2$ and formation of a minor amount of $c\text{-(Ph}_2\text{SiNBn)}_2$ (**5**). * = unreacted **4**. ■ = residual Et_2O .

The formation of **5** upon addition of 20 equiv of **4** to **A** in toluene- d_8 at 60 °C, *i.e.* under catalytic conditions, was monitored spectroscopically over the course of several hours. Gradual but eventual quantitative formation of **5** together with the release of benzene could be visualised (sharp singlet resonances at $\delta_{1\text{H}}$ 7.13 ppm and $\delta_{13\text{C}}$ 128.53 ppm) concomitantly with the consumption of **4**. The kinetic rate law exhibits partial orders of 1 in both catalyst and substrate concentrations. The value of the observed rate constant, $k_{\text{obs,H}} = 1.98 \pm 0.1 \times 10^{-5} \text{ s}^{-1}$, was determined from the semi-logarithmic plot of conversion *vs* reaction time. No primary kinetic isotopic effect was seen (the cyclisation of $\text{Ph}_3\text{SiN}(\text{Bn})\text{SiPh}_2\text{NDBn}$ also proceeded with $k_{\text{obs,D}} = 2.00 \pm 0.1 \times 10^{-5} \text{ s}^{-1}$, $k_{\text{obs,H}}/k_{\text{obs,D}} = 0.99 \pm 0.1$), indicating that the rupture of the N–H

bond is not a key component of the turnover-limiting step. The activation parameters $\Delta H^\ddagger = 20.6 \pm 0.2 \text{ kcal mol}^{-1}$ and $\Delta S^\ddagger = -9.5 \pm 0.1 \text{ cal mol}^{-1} \text{ K}^{-1}$ ($\Delta G^\ddagger = 23.4 \pm 0.1 \text{ kcal mol}^{-1}$ at 298 K) were extracted by Eyring analysis of kinetic data recorded in the temperature range 328–353 K (5 data points). The cyclisation **4**→**5** upon exclusive elimination of $\text{C}_6\text{H}_5\text{CF}_3$ from **14** proceeds with $k_{\text{obs}} = 5.16 \pm 0.1 \times 10^{-5} \text{ s}^{-1}$. Enhancement of the cyclisation rate on adding an electron-withdrawing group in the *para* position of one of the aryl rings on the silicon atom that undergoes ring-closure is consistent with the existence of a negative charge developing on this Si atom in the transition state. Finally, that the formation of $(\text{C}_6\text{D}_5)_3\text{SiN}(\text{Bn})\text{SiPh}_2\text{N}(\text{Bn})\text{H}$ (or its $(\text{C}_6\text{D}_5)_x(\text{Ph})_{3-x}\text{SiN}(\text{Bn})\text{Si}(\text{C}_6\text{D}_5)_x(\text{Ph})_{2-x}\text{N}(\text{Bn})\text{H}$ parents) is not detected when the benzene-releasing transformation **4**→**5** is carried out in benzene-*d*₆ over several hours reveals that this ring-closing process is irreversible. Considered collectively, these observations are compatible with a mechanism such as that described in Scheme 6.

Importantly, no ring-closure takes place when $\text{Me}_3\text{SiN}(\text{Bn})\text{SiPh}_2\text{NHBn}$ (**18**), with alkyl instead of aryl substituents on the tail-end silicon atom, is heated in benzene-*d*₆ for 12 h at 60 °C in the presence of 5.0 mol-% of **A**. The compound remains unreacted throughout the course of the experiment, with no evolution detected spectroscopically. The release of benzene in the cyclisation process from **4** to **5** (instead of an alkane from **18**) seems to be a key driving force, or at least one can safely conclude that for this process, Si–C_{sp2} bonds are more likely to undergo activation than Si–C_{sp3} ones. Compound **18** had first been isolated after the two-step sequential procedure (Scheme 7) involving the coupling of the known Me_3SiNHBn (**16**) with Ph_2SiH_2 to afford $\text{Me}_3\text{SiN}(\text{Bn})\text{SiHPh}_2$ (**17**), followed by the coupling of **17** with BnNH_2 .^[42]

Scheme 7. Catalytic synthesis of Me₃SiN(Bn)SiPh₂NHBn (**18**).

The benzene-releasing cyclisation from **4** to **5** is not specific to barium precatalysts. It is also for instance catalysed by Ca[CH(SiMe₃)₂]₂•(THF)₂ (**B**), the calcium analogue of **A**. In a control experiment performed under otherwise identical experimental conditions ([**4**]₀/[precatalyst]₀ = 20:1, 60 °C in benzene, [precatalyst]₀ = 10 mM), **B** catalyses the reaction at a rate very comparable to that of **A**, $k_{\text{obs}} = 9.16 \pm 0.3 \times 10^{-6} \text{ s}^{-1}$ and $1.98 \pm 0.1 \times 10^{-5} \text{ s}^{-1}$, respectively. Eyring analyses in the temperature range 328-353 K (5 data points) allowed to calculate the activation parameters for **B**, $\Delta H^\ddagger = 16.8 \pm 0.1 \text{ kcal mol}^{-1}$ and $\Delta S^\ddagger = -22.3 \pm 0.1 \text{ cal mol}^{-1} \text{ K}^{-1}$, with $\Delta G^\ddagger = 23.4 \pm 0.1 \text{ kcal mol}^{-1}$ at 298 K. This last value replicates that for **A**, but the respective enthalpic and entropic contributions are very different. Due to its much smaller size compared to barium (effective r_{ionic} for C.N. = 6: Ca²⁺, 1.00 Å; Ba²⁺, 1.38 Å), the greater entropic factor for calcium becomes unfavourable as the temperature of the reaction is increased. The energy of activation determined by Arrhenius analysis is actually lower for the calcium precatalyst **B** ($E_a = 17.5 \pm 0.1 \text{ kcal mol}^{-1}$; $R^2 = 0.9923$) than for the barium **A** ($E_a = 21.3 \pm 0.2 \text{ kcal mol}^{-1}$; $R^2 = 0.9946$).

Computational investigations

A reliable state-of-the-art density functional theory (DFT) method has been employed to complement the mechanistic studies reported above with an aim to further enhance our understanding of mechanistic intricacies behind the generation of cyclodisilazanes. We have examined various mechanistic pathways conceivable for the conversion of disilazane **4** into the 4-membered cyclodisilazane **5** by the barium precatalyst **A** (denoted **C1**•(T)³ hereafter). For

the disilazane, the two silicon-bound phenyl spectator groups have been replaced by methyl ones (**4**_{Me}) for the sole purpose of expediting computations, but no further simplifications of any kind has been imposed for any of the key species involved. The computational methodology employed (dispersion-corrected B97-D3 in conjunction with triple- ζ basis sets and a sound treatment of bulk solvent effects; see the Computational methodology in the SI) adequately simulated the authentic reaction conditions and has been demonstrated before to reliably map the free-energy landscape of alkaline earth-mediated hydroelementation reactions.^[15,43] This has allowed mechanistic conclusions with substantial predictive value to be drawn.

We started with an examination of the Ba–C alkyl bond aminolysis at starting material **C1**•(T)³ (\equiv **A**) by **4**_{Me}, thereby transforming **C1**•(T)³ into the related [Ba{N(Bn)SiMe₂N(Bn)SiMe₂Ph}₂] barium bis-amido compound **C2**, which is likely competent triggering the **4**_{Me}→**5**_{Me} conversion. The activation of **C1**•(T)³ entails that amine binds initially at barium. Several pathways, which are distinguished by the number of THF molecules to remain bound at barium, have been examined, the most accessible one (Figure S18) togetherwith the complete account of all the studied pathways (Figures S17–S20) can be found in the Supporting Information. The energetically prevalent pathway for Ba–C alkyl bond aminolysis sees the first exchange of one THF for an amine molecule and to evolve through a metathesis-type transition-state (TS) structure to deliver intermediate **C12**•(T)²•RSi featuring a barium-bound H₂C(SiMe₃)₂ moiety. Its rapid displacement by another amine molecule prepares for protonolytic cleavage of the second Ba–C alkyl bond via a similar metathesis-type TS structure that decays thereafter into **C2** with the rapid release of H₂C(SiMe₃)₂ and THF. The Ba–C alkyl bond protonolysis has an affordable barrier of 16.7 kcal mol^{–1} (for aminolysis of the first Ba–C bond, Figure S18) to overcome and is driven by a huge thermodynamic force that amounts to 35.3 kcal mol^{–1}. Hence, one can safely conclude

that barium bis-alkyl **C1•(T)**³ is likely converted irreversibly in a quantitative fashion by **4**_{Me} into the competent barium bis-silazanyl amido compound **C2**.

In light of the above revealed distinct reactivity pattern of **4**, on the one hand, when generated under conditions of CDC catalysis (hence in the presence of benzylamine) or alternatively in the absence of any amine substrate other than **4**, we deemed it instructive to study the aminolysis of **C1•(T)**³ by NH₂Bn and the conversion of the thus formed barium bis-benzylamido **C3** into **C2** as well. The sequential protonolytic displacement of a hydrocarbyl by an amido group by both **4**_{Me} or NH₂Bn share structural features and their energy profiles are similar. For the less encumbered primary NH₂Bn, the most accessible pathway (see Figure S22, but also Figures S21–S24 in the SI) proceeds after the initial displacement of all three THF molecules by amine with a moderate overall barrier of 7.5 kcal mol⁻¹ to engage thereafter in the cleavage of the remaining Ba–C bond, thereby affording the NH₂Bn adduct **C3•(Am)**³ of the barium bis-benzylamido compound. Overall, the conversion of starting material **C1•(T)**³ in the presence of **4**_{Me} or NH₂Bn into the respective barium bis-amido compounds is found affordable kinetically and strongly downhill, driven by a thermodynamic force of comparable substantial amount.

For the experimental setup of CDC catalysis to be applied, the barium bis-benzylamido, which is predominantly present as amine adduct **C3•(Am)**³, is likely representing the catalyst resting state.^[15] Hence, under such conditions **C3** needs first to be converted into **C2** to proceed along the various conceivable avenues that lead to the formation of the cyclodisilazane. Interestingly, the sequential exchange of benzylamido by silazanyl amido appears to be equally viable kinetically, featuring an overall activation energy of 11.3 kcal mol⁻¹ which is linked to aminolysis of the first Ba–N amido bond, along the energetically prevalent pathway (see Figure S26; see also Figures S25–S28 in the SI) that proceeds from the bis-silazane adduct **C3•(4_{Me})**². However, the thermodynamic force associated with the overall

transformation of **C3** into **C2** is found strikingly different to the findings for starting material **C1•(T)**³. In sharp contrast to the huge negative reaction free energy predicted there, which is indicative of an irreversible and essentially quantitative conversion of **C1•(T)**³ into the respective barium bis-amido compounds, the process here does not benefit from a massive thermodynamic driving force, but is rather thermoneutral with **C3•(Am)**³ ⇌ **C2** likely in a mobile equilibrium, which does not favour **C2** over **C3**. The benzylamido ligand is thus predicted to effect deprotonation of **4_{Me}** substantially less effectively than the more basic hydrocarbyl ligand is capable of. The ineffectiveness of the protonolytic exchange of benzylamido by silazanyl amido at **C3•(Am)**³ due to unfavourable thermodynamics limits the population of **C2** under conditions optimal for CDC catalysis. Given that **C2** cannot be expected to be present in appreciable amounts under such conditions, it explains why the formation of cyclodisilazane **5** could not be observed during catalytic experiments.

The barium bis-silazanyl amido compound **C2** is predicted to be predominantly present without amine or THF molecules directly bound to barium, featuring a metal centre that is capable of accommodating THF molecules at moderate costs, whilst the propensity of **4_{Me}** to bind is substantially less pronounced.

Turning now to the plausible mechanistic proposal outlined in Scheme 6, it comprises N–Si bond forming cyclisation at **C2** with β-C₆H₅ abstraction from the thus formed barium silicate **C4**, all of which could proceed via stepwise or metathesis-like pathways, to furnish a barium amido phenyl compound **C5** to which cyclodisilazane **5_{Me}** may be bound. Protonolytic cleavage of the Ba–C phenyl bond at **C5** by another molecule of **4_{Me}** would regenerate **C2** with release of 1 equiv of benzene.

Commencing from **C2**, the initial N–Si bond forming cyclisation evolves through a TS structure that describes ring closure via nucleophilic attack of the metal-bound amido nitrogen at the terminal silicon within the vicinity of the barium centre at distances of around 2.41 and

2.67 Å (see Figure S29 in the SI) for the emerging N–Si and dative Ba–N bonds, respectively. The terminal phenyl group, featuring an already elongated Si–C linkage (1.94 Å) is suitably aligned towards the barium centre. Following the reaction path further, the TS structure decays into a metastable nucleophilic silicate intermediate **C4** with a five-coordinate silicon centre carrying a partial negative charge. The cyclisation has an activation barrier of 18.7 kcal mol⁻¹ to overcome along the most accessible pathway (Figure 2), which does not see the participation of additional metal-bound amine molecules (see Figure S30 in the SI), to afford the metastable high-energy barium silicate **C4**. It characterises C–N bond forming ring closure to be kinetically affordable and reversible with **C2** ⇌ **C4** are in a mobile equilibrium that favours strongly **C2**. A metal-bound amine molecule appears to counterbalance to some extent the weakening of the Ba–N linkage in the TS structure and also the silicate intermediate, but additional **4**_{Me} is found to not serve stabilising any of the key species involved (see Figure S30).

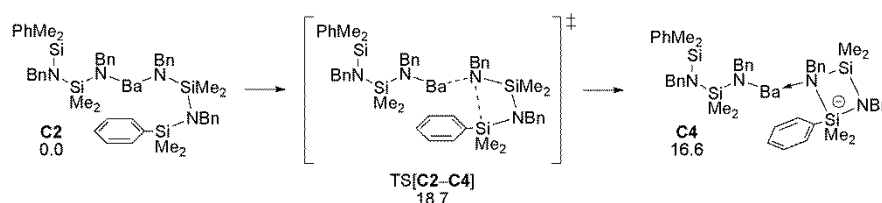


Figure 2. N–Si bond forming cyclisation at barium bis-silazanyl amido **C2**. Energies are given in kcal mol⁻¹ relative to {**C2** + n×**4**_{Me}}.

As already indicated by its profoundly elongated Si–Ph linkage (2.09 Å) together with a suitably towards barium oriented phenyl group, silicate **C4** shows a distinct aptitude to undergo β-C₆H₅ abstraction from the five-coordinate terminal silicon onto barium. It evolves through a TS structure with distances of approximately 2.83 and 2.75 Å for vanishing Si–C and emerging Ba–C phenyl bonds (see Figure S31 in the SI), respectively, and generates the cyclodisilazane **5**_{Me} bound to barium silazanyl amido phenyl **C5**.

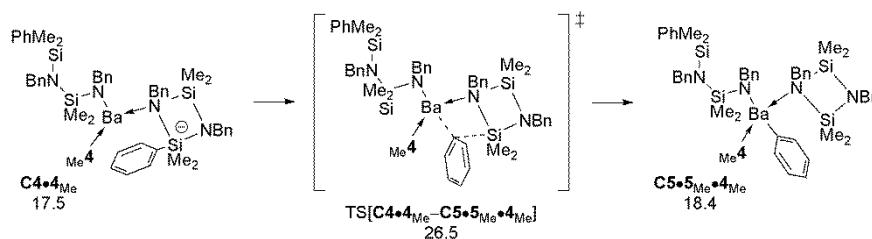


Figure 3. β -C₆H₅ transfer onto the metal centre at barium silicate **C4**. Energies are given in kcal mol⁻¹ relative to {**C2** + $n \times 4_{\text{Me}}$ }.

Focusing at first on the intrinsic reactivity, an additionally associated **4_{Me}** molecule is seen facilitating the process on both kinetic and thermodynamic grounds (see Figures 3 and S32). Phenyl transfer along the favourable **C4•4_{Me}** → **C5•5_{Me}•4_{Me}** pathway (Figure 3) features a rather modest intrinsic activation barrier ($\Delta G_{\text{int}}^{\ddagger} = 9.0$ kcal mol⁻¹, relative to **C4•4_{Me}**) and is virtually thermoneutral ($\Delta G_{\text{int}} = 0.9$ kcal mol⁻¹, relative to **C4•4_{Me}**). Hence, as far as intrinsic reactivity is concerned, phenyl transfer is found to proceed more rapidly than preceding cyclisation, with **C4•4_{Me}** and **C5•5_{Me}•4_{Me}** expected to participate in a mobile equilibrium, but without a distinct thermodynamic preference for either side. However, the unfavourable thermodynamic profile of the **C2** ⇌ **C4** ring closure (together with **4_{Me}** complexation at **C4**) markedly favours **C2** over **C4•4_{Me}**, which renders the second phenyl transfer of the stepwise **C2** ⇌ **C4** (+ **4_{Me}**) ⇌ **C4•4_{Me}** ⇌ **C5•5_{Me}•4_{Me}** more kinetically demanding.

As already mentioned above, Ba–N/Si–C σ -bond breaking metathesis commencing from **C2** describes the concerted analogue to the thus far studied stepwise generation of **C5** (see the SI for more details).

The protonolytic cleavage of the Ba–C phenyl bond at **C5** by another molecule of **4_{Me}** regenerates barium bis-silazanyl amido **C2**, which is accompanied by the release of benzene. The process commencing from the mono-amine adduct **C5•5_{Me}•4_{Me}** evolves through a metathesis-type TS structure (see Figure S33 in the Supporting Information) that decays through facile liberation of benzene initially into a **5_{Me}** adduct of **C2** from which **5_{Me}** is

released readily.^[44] The protonolytic expulsion of the phenyl ligand is seen to be astonishingly facile kinetically, featuring an intrinsic barrier of 3.7 kcal mol⁻¹ (relative to **C5•5_{Me}•4_{Me}**), and is strongly exergonic (Figure 4). The subsequent rapid release of the cyclodisilazane from **C2•5_{Me}** drives the overall aminolysis step even further downhill. Furthermore, **C5•5_{Me}•4_{Me}** is likely showing a higher propensity towards undergoing forward protonolytic Ba–C phenyl bond cleavage than reverse Si–C bond forming phenyl transfer. In light of the predicted kinetic gap of 4.4 kcal mol⁻¹ ($\Delta\Delta G^\ddagger$ between **C5•5_{Me}•4_{Me}** → **C2•5_{Me}** + PhH and **C5•5_{Me}•4_{Me}** ⇌ **C4•4_{Me}**) in favour of the forward protonolysis, **C5•5_{Me}•4_{Me}** likely is a short-lived intermediate that becomes converted into **C2•5_{Me}** almost immediately after it is generated. Hence, TS[**C5•5_{Me}•4_{Me}**–**C2•5_{Me}**] of the favourable protonolysis pathway shown in Figure 4 does not define the highest point to be crossed along the minimum-energy pathway for generation of the cyclodisilazane, but TS[**C4•4_{Me}**–**C5•5_{Me}•4_{Me}**] for β-C₅H₆ transfer onto barium (Figure 3) does.

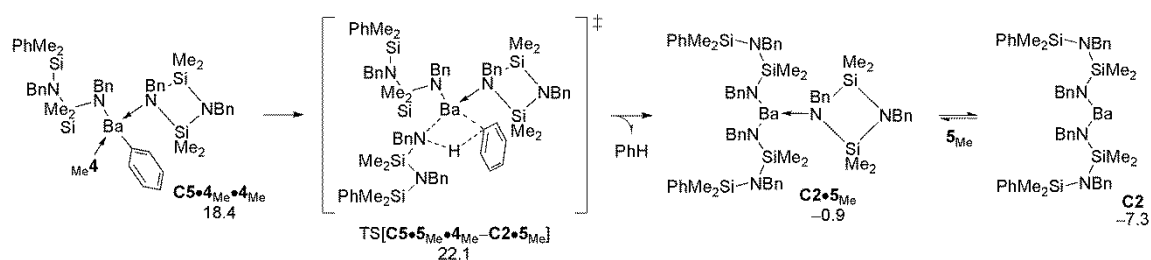


Figure 4. Ba–C phenyl bond protonolysis at barium phenyl amido **C5**. Energies are given in kcal mol⁻¹ relative to {**C2** + n×**4_{Me}**}.

Whilst exploring the existence of alternative mechanistic avenues, we managed to successfully locate a multicentre TS structure that is linked to barium silicate **C4•4_{Me}** describing β-C₆H₅ transfer with concomitant **4_{Me}** amine proton delivery onto phenyl, all taking place outside of the immediate vicinity of the metal centre (see the SI for more details).

Overall, the reported computational examination of several mechanistic avenues rationalises the distinct reactivity pattern of disilazane **4** observed under varying experimental setups and defines the most accessible among the various examined pathways for its conversion into cyclodisilazane **5**. It involves (1) kinetically affordable and reversible N–Si bond forming cyclisation through nucleophilic attack of the barium silazanyl amido at the terminal silicon, (2) reversible β -C₆H₅ transfer onto the barium centre at the thus generated barium silicate to be followed by (3) rapid and strongly downhill Ba–C phenyl bond aminolysis to regenerate the barium bis-silazanyl amido with concomitant release of benzene. The TS structure for β -C₆H₅ transfer represents the species of highest energy traversed along the identified minimum-energy pathway. The DFT-derived effective barrier of 26.2 kcal mol⁻¹ for conversion of **4**_{Me} into **5**_{Me} mediated by barium precatalyst **A** compares favourably with experimentally determined Eyring parameters for the **4**→**5** transformation. The operative mechanism for the novel Ae-mediated conversion of disilazane **4** into cyclodisilazane **5** established herein through complementary kinetic analysis and DFT investigations is consistent with all relevant process features, including the rate dependency observed upon varying concentrations of precatalyst and/or substrate,^[44] the absence of a primary KIE to be detectable and the enhancement of the rate observed for disilazanes with a *para*-phenyl substituted terminal silicon centre featuring electron-withdrawing groups.

Concluding remarks

The bariumalkyl precatalyst Ba[CH(SiMe₃)₂]₂•(THF)₃ enables the preparation of unusual silazanes of various sizes and compositions upon iterative dehydrocouplings of primary amine and secondary dihydrosilanes. Up to now, molecules with Si–N–Si–N sequences of up to four backbone heteroatoms have been obtained in quantitative yields and entire chemoselectivity under mild conditions. We are hoping to extend this methodology of sequential

dehydrocouplings to higher degrees, *i.e.* for the syntheses of oligo- and polycarbosilazanes of increasing sizes and multiple compositions. For now, this ambition has been hampered by an unforeseen phenomenon of cyclisation leading to the formation of thermodynamically stable four-member Si_2N_2 cyclodisilazanes such as *c*-($\text{Ph}_2\text{Si}-\text{NBn}$)₂ (**5**). The main lines of the mechanism leading to the benzene-releasing cyclisation of $\text{Ph}_3\text{SiN}(\text{Bn})\text{SiPh}_2\text{NHBn}$ (**4**) have been clearly delineated. The identified operative stepwise process involves the initial facile formation of a $[\text{Ba}\{\text{N}(\text{Bn})\text{SiPh}_2\text{N}(\text{Bn})\text{SiPh}_3\}_2]$ species, whereupon the intramolecular nucleophilic attack of the metal-bound amide onto the terminal silicon atom generates a five-coordinate silicate is followed by turnover-limiting C_6H_5 -transfer to barium. This releases the cyclic disilazane *c*-($\text{Ph}_2\text{Si}-\text{NBn}$)₂ and produces a transient $[\text{Ba}]-\text{Ph}$ species which is irreversibly protonolysed by another $\text{Ph}_3\text{SiN}(\text{Bn})\text{SiPh}_2\text{NHBn}$ molecule to regenerate the competent $[\text{Ba}]-\text{N}(\text{Bn})\text{SiPh}_2\text{N}(\text{Bn})\text{SiPh}_3$ species.

Regarding the synthesis of long chain linear polycarbosilazanes, we are now considering the introduction of substituents which, by their steric or electronic effects, will privilege chain growth over cyclisation. One other possibility is to employ hydrosilanes bearing aliphatic substituents only, since cyclisation is exclusively driven by the release of aromatic molecules while it does not occur when the chain growth is initiated from, for instance, a triethylsilyl fragment. However, this must be evaluated in the light of the limited reactivity displayed elsewhere by alkylsilanes in $\text{N}-\text{H}/\text{H}-\text{Si}$ dehydrocouplings.^[15b] Optimising the conditions for the barium-mediated dehydropolymerisation^[16] of $\text{HSiPh}_2\text{N}(\text{Me})\text{CH}_2\text{C}_6\text{H}_4\text{CH}_2\text{NHMe}$ (and the likes of it), an α,ω -bifunctional monomer synthesised here (**11**) for the first time, is another option. Our efforts towards the preparation of polycarbosilazane preceramic polymers^[10] will be reported in due course.

The formation of cyclodisilazanes also conveys significant interest, since they are valuable monomers for the synthesis of linear, high molecular weight polysilazanes.^[5,6a] It is

by no means restricted to aromatic-substituted amines and hydrosilanes, but can be extended to many primary and secondary amines. This opens access to the preparation of a broad range of such products. Even though methods for the preparation of cyclodisilazanes have been known a number of years,^[6a] including by cyclization of bis(methylamino)silanes with chlorosilanes^[45] or pyrolysis of diaminodiorganosilanes,^[46] none is as general and versatile as the barium-catalysed cyclisation process described here. Besides, it is easily implemented (even if so far our attempts at carrying out one-pot, multi-step syntheses with a single load of precatalyst have been rewarded by limited success, possibly due to the high sensitivity of the catalytically active species), does not require harsh experimental conditions and is relatively atom-efficient.

Supporting information

General procedures, synthetic protocols and complete characterisation for all new compounds, crystallographic data for **1** and **3-5** (CCDC 1435967-1435970), kinetic measurements and DFT computational methodology are available in the Supporting Information.

Acknowledgments

C. B. thanks the University of Rennes 1 for a Ph. D. scholarship.

Notes and References

-
- [1] M. Lappert, P. P. Power, A. Protchenko, A. Seeber, *Metal Amide Chemistry*, John Wiley & Sons, Ltd., Chichester, 2009.
 - [2] L. F. Fieser, M. Fieser, *Reagents in Organic Chemistry*, Wiley, New York, 1967.
 - [3] a) Y. Tanabe, M. Murakami, K. Kitaichi, Y. Yoshida, *Tetrahedron Lett.* **1994**, 35, 8409;
b) Y. Tanabe, T. Misaki, M. Kurihara, A. Iida, Y. Nishii, *Chem. Commun.* **2002**, 1628.

-
- [4] a) P. J. Kocięński, *Protecting Groups*, 3rd ed., Thieme, Stuttgart, 2005, pp. 595-599; b) D. W. Robbins, T. A. Boebel, J. F. Hartwig, *J. Am. Chem. Soc.* **2010**, 132, 4068; c) S. Itagaki, K. Kamata, K. Yamaguchi, N. Mizuno, *Chem. Commun.* **2012**, 48, 9269; d) T. Tsuchimoto, Y. Iketani, M. Sekine, *Chem. Eur. J.* **2012**, 18, 9500; e) C. D. F. Königs, M. F. Müller, N. Aiguabella, H. F. T. Klare, M. Oestreich, *Chem. Commun.* **2013**, 49, 1506; f) L. Greb, S. Tamke, J. Paradies, *Chem. Commun.* **2014**, 50, 2318.
- [5] a) D. Seyferth, G. H. Wiseman, *J. Am. Ceram. Soc.* **1984**, 67, C-132; b) D. Seyferth, J. M. Schwark, R. M. Stewart, *Organometallics* **1989**, 8, 1980; c) E. Duguet, M. Schappacher, A. Soum, *Macromolecules* **1992**, 25, 4835; d) M. Bouquey, C. Brochon, S. Bruzaud, A.-F. Mingotaud, M. Schappacher, A. Soum, *J. Organomet. Chem.* **1996**, 521, 21; e) S. Bruzaud, A. Soum, *Macromol. Chem. Phys.* **1996**, 197, 2379; f) S. Bruzaud, A.-F. Mingotaud, A. Soum, *Macromol. Chem. Phys.* **1997**, 198, 1873; g) C. Cazalis, A.-F. Mingotaud, A. Soum, *Macromol. Chem. Phys.* **1997**, 198, 3441; h) D. Seyferth, R. M. Stewart, *Appl. Organomet. Chem.* **1997**, 11, 813; i) M. Bouquey, A. Soum, *Macromol. Chem. Phys.* **2001**, 202, 1232.
- [6] a) W. Fink, *Angew. Chem. Int. Ed. Engl.* **1966**, 5, 760; b) G. H. Wiseman, D. R. Wheeler, D. Seyferth, *Organometallics* **1986**, 5, 146.
- [7] a) Y. Blum, R. M. Laine, *Organometallics* **1986**, 5, 2081; b) C. Biran, Y. D. Blum, R. Glaser, D. S. Tse, K. A. Youngdahl, R. M. Laine, *J. Mol. Catal.* **1988**, 48, 183; c) W.-D. Wang, R. Eisenberg, *Organometallics* **1991**, 10, 2222.
- [8] H. Q. Liu, J. F. Harrod, *Organometallics* **1992**, 11, 822.
- [9] D. Seyferth, G. H. Wiseman, C. Prud'homme, *J. Am. Ceram. Soc.* **1983**, 66, C-13.
- [10] a) L. V. Interrante, K. Moraes, Q. Liu, N. Lu, A. Puerta, L. G. Sneddon, *Pure Appl. Chem.* **2002**, 74, 2111; b) R. Riedel, G. Mera, R. Hauser, A. Klonczynski, *J. Ceram. Soc. Jpn.* **2006**, 114, 425; c) G. Glatz, T. Schmalz, T. Kraus, F. Haarmann, G. Motz, R. Kempe, *Chem. Eur. J.* **2010**, 16, 4231; d) M. Zaheer, T. Schmalz, G. Motz, R. Kempe, *Chem. Soc. Rev.* **2012**, 41, 5102; e) S. K. T. Pillai, W. P. Kretschmer, C. Denner, G. Motz, M. Hund, A. Fery, M. Trebbin, S. Förster, R. Kempe, *Small* **2013**, 9, 984; f) J.-K. Ewert, D. Weingarh, C. Denner, M. Friedrich, M. Zeiger, A. Schreiber, N. Jackel, V. Presser, R. Kempe, *J. Mater. Chem. A* **2015**, 3, 18906.
- [11] a) D. Kummer, E. G. Rochow, *Inorg. Chem.* **1965**, 4, 1450; b) K. Feng, Y. H. Mariam, *Macromolecules* **1991**, 24, 4729; c) K. Feng, P. Abrahams, Y. H. Mariam, *Appl.*

-
- Organomet. Chem.***1993**,7,253; d) D. Su, Y.Li, F. Hou, X. Yan, *J. Am. Ceram. Soc.***2014**, 97, 1311.
- [12] I. M. Arafa, M. Al-Atrash, *J. Macromol. Sci. Pure Appl. Chem.***2002**, A39, 1475.
- [13] a) J. Hu, D. Y. Son, *Macromolecules***1998**, 31, 8644; b) M.Veith, R.Elsässer,R.-P.Krüger, *Organometallics***1999**, 18, 656; c) G.-B. Zhang, X.-D. Fan, J. Kong, Y.-Y. Liu, M.-C. Wang, Z.-C. Qi, *Macromol. Chem. Phys.***2007**, 208, 541.
- [14] Y. Li, Y. Kawakami, *Macromolecules***1999**, 32, 8768.
- [15] a) C. Bellini, J.-F. Carpentier, S. Tobisch, Y. Sarazin, *Angew. Chem. Int. Ed.***2015**, 54, 7679; b) C. Bellini, V. Dorcet, J.-F. Carpentier, S. Tobisch, Y. Sarazin, *Chem. Eur. J.***2016**,22, 4564.
- [16] C. Bellini, C. Orione, J.-F. Carpentier, Y. Sarazin, *Angew. Chem. Int. Ed.***2016**, 55, 3744.
- [17] a) L. H. Sommer, J. D. Citron, *J. Org. Chem.***1967**, 32, 2470; b) J. F. Blandez, I. Esteve-Adell, M. Alvaro, H. García, *Catal. Sci. Technol.***2015**, 5, 2167.
- [18] C. K. Toh, H. T. Poh, C. S. Lim, W. Y. Fan, *J. Organomet. Chem.***2012**, 717, 9.
- [19] E. J. Matarasso-Tchiroukhine, *Chem. Soc., Chem. Commun.***1990**, 681.
- [20] H. Q. Liu, J. F. Harrod, *Can. J. Chem.***1992**, 70, 107.
- [21] J. He, H. Q. Liu, J. F. Harrod, R. Hynes, *Organometallics* **1994**,13, 336.
- [22] L. K. Allen, R. García-Rodríguez, D. S. Wright, *Dalton Trans.***2015**, 44, 12112.
- [23] A. E. Nako, W. Chen, A. J. P. White, M. R. Crimmin, *Organometallics***2015**, 34, 4369.
- [24] a) K. Takaki, T. Kamata, Y. Miura, T. Shishido, K. Takehira, *J. Org. Chem.***1999**, 64, 3891; b) K. Takaki, K. Komeyama, K. Takehira, *Tetrahedron***2003**, 59, 10381; c) F. Buch, S. Harder, *Organometallics***2007**, 26, 5132; d) W. Xie, H. Hu, C. Cui, *Angew. Chem. Int. Ed.***2012**, 51, 11141; e) A. Pindwal, A. Ellern, A. D. Sadow, *Organometallics***2016**, 35, 1674.
- [25] J. X. Wang, A. K. Dash, J.-C. Berthet, M. Ephritikhine, M. S. Eisen, *J. Organomet. Chem.***2000**, 49, 610.
- [26] T. Tsuchimoto, Y. Iketani, M. Sekine, *Chem. Eur. J.***2012**, 18, 9500.
- [27] S. Anga, Y. Sarazin, J.-F. Carpentier, T. K. Panda, *ChemCatChem***2016**, 8, 1373.
- [28] a) J. F. Dunne, S. R. Neal, J. Engelkemier, A. Ellern, A. D. Sadow, *J. Am. Chem. Soc.***2011**, 133, 16782; b) M. S. Hill, D. J. Liptrot, D. J. MacDougall, M. F. Mahon, T. P. Robinson, *Chem. Sci.***2013**, 4, 4212.

-
- [29] The conversions here and in the following sections are given for optimised reaction times and temperatures for reactions performed in NMR tubes. For large-scale syntheses followed to ensure complete conversion of the substrates, other conditions were used, as given in the experimental protocols. See the Supporting Information for detail.
- [30] It has been shown before that **5** could be prepared in a more principled fashion by dehydrocoupling of BnNHSiPh₂NHBn with Ph₂SiH₂ catalysed by Ba[N(SiMe₃)₂]₂•(THF)₂, see ref [15a]. As a test, this same reaction catalysed by **A** gave full conversion to **5** under mild conditions ([Ph₂SiH₂]₀/[BnNHSiPh₂NHBn]₀/[**A**]₀ = 100:100:1, [BnNHSiPh₂NHBn]₀ = 1.0 M in benzene, 25 °C, 2 h).
- [31] Because of the high contents in silicon resulting in the formation of non-pyrolisable silicon carbides, the results for the analysis of carbon contents were lower than expected in a number of occasions, see the experimental section.
- [32] The ²⁹Si NMR spectra for **3** and **4** are characterised by two singlet resonances of equal intensities, at δ_{29Si} = −9.87 and −13.18 ppm for **3**, and at −11.19 and −15.97 ppm for **4**. A single resonance at −11.50 ppm is found in the ²⁹Si NMR spectrum of **5**. These values fall within the typical range of ²⁹Si chemical shifts expected for aryl-substituted silazanes.
- [33] a) R. A. Benkeser, H. R. Krysiak, *J. Am. Chem. Soc.* **1954**, 76, 6353; b) R. A. Benkeser, R. A. Hickner, D. I. Hoke, *J. Am. Chem. Soc.* **1958**, 80, 2279.
- [34] I. Castillo, T. Don Tilley, *Organometallics* **2001**, 20, 5598.
- [35] S. J. Mitton, R. McDonald, L. Turculet, *Angew. Chem. Int. Ed.* **2009**, 48, 8568.
- [36] M. Onoe, K. Baba, Y. Kim, Y. Kita, M. Tobisu, N. Chatani, *J. Am. Chem. Soc.* **2012**, 134, 19477.
- [37] H. Kameo, S. Ishii, H. Nakazawa, *Dalton Trans.* **2013**, 42, 4663.
- [38] Y. Kanno, T. Komuro, H. Tobita, *Organometallics* **2015**, 34, 3699.
- [39] K. Itami, K. Terakawa, J.-I. Yoshida, O. Kajimoto, *J. Am. Chem. Soc.* **2003**, 125, 6058.
- [40] Y. Zafrani, E. Gershonov, I. Columbus, *J. Org. Chem.* **2007**, 72, 7014.
- [41] While barium amides are key reactive intermediates in Ba-catalysed N–H/H–Si CDC reactions, barium silyl species do not intervene in this catalytic cycle. See ref [15].
- [42] The otherwise commercially available Me₃SiNHBn (**16**; CAS n° 14856-79-2) was prepared by salt metathesis between Me₃SiH and BnNHLi, since the CDC of amines with hydrosilanes bearing aliphatic alkyl groups is rather sluggish, see ref [15].

-
- [43] a) S. Tobisch, *Chem. Eur. J.***2014**, 20, 8988; b) S. Tobisch, *Chem. Eur. J.***2015**, 21, 6765.
- [44] The DFT-derived mechanistic scenario for generation of **5** from **4** in the presence of barium bis-alkyl precatalyst **A**, which sees the initial rapid and quantitative conversion of the barium bis-alkyl into the barium bis-silazanyl amido compound competent of triggering **4**→**5** transformation to involve substrate-assisted β -C₆H₅ transfer onto barium as kinetically most demanding step, conforms with the observed rate law, describing a first-order dependence on the concentration of both catalyst and substrate.
- [45] E. Duguet, M. Schappacher, A. Soum, *J. Organomet. Chem.***1993**, 458, 9.
- [46] W. Fink, *Helv. Chim. Acta***1964**, 47, 498.