



HAL
open science

Asymmetric O–H insertion reaction of carbenoids catalyzed by chiral bicyclo bisoxazoline copper(I) and (II) complexes

P. Le Maux, D. Carrié, P. Jéhan, G. Simonneaux

► To cite this version:

P. Le Maux, D. Carrié, P. Jéhan, G. Simonneaux. Asymmetric O–H insertion reaction of carbenoids catalyzed by chiral bicyclo bisoxazoline copper(I) and (II) complexes. *Tetrahedron*, 2016, 72 (31), pp.4671–4675. 10.1016/j.tet.2016.06.044 . hal-01367241

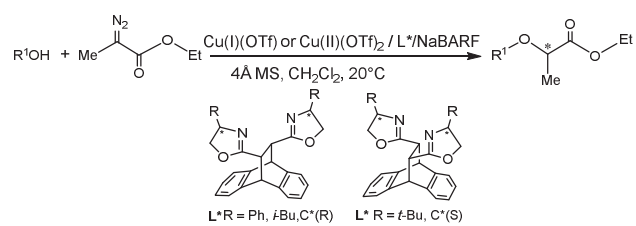
HAL Id: hal-01367241

<https://univ-rennes.hal.science/hal-01367241v1>

Submitted on 4 Nov 2016

HAL is a multi-disciplinary open access archive for the deposit and dissemination of scientific research documents, whether they are published or not. The documents may come from teaching and research institutions in France or abroad, or from public or private research centers.

L'archive ouverte pluridisciplinaire **HAL**, est destinée au dépôt et à la diffusion de documents scientifiques de niveau recherche, publiés ou non, émanant des établissements d'enseignement et de recherche français ou étrangers, des laboratoires publics ou privés.



Asymmetric O-H Insertion reaction of Carbenoids Catalyzed by Chiral Bicyclo Bisoxazoline Copper(I) and (II) Complexes.

Paul Le Maux^{a,*}, Daniel Carrié^a, Philippe Jéhan^b, Gérard Simonneaux^{a,*}

^a *Institut des Sciences Chimiques de Rennes, UMR CNRS 6226, Ingénierie Chimique et Molécules pour le Vivant, Campus de Beaulieu, Université de Rennes1, 35042 Rennes Cedex, France*

^b *CRMPO, Campus de Beaulieu, Université de Rennes1, 35042 Rennes Cedex, France*

Abstract

Chiral copper(I) and (II)-bicyclobisoxazoline complexes were found to catalyse the insertion of α -diazocarbonyl compounds into O-H bonds of alcohols. The insertion reactions of various α -diazopropionates proceeded with moderate yields (40-90%) and high enantioselectivities (up to 92% and 94% with copper(I) and copper(II)-catalysts, respectively). A predominant effect on the enantiocontrol of the reaction was observed when copper(I) and (II)-catalysts were associated with NaBARF and molecular sieves (4Å).

Keywords: O-H insertion catalysis; Copper; Chiral bisoxazoline; Enantioselectivity.

* Corresponding authors. E-mail addresses: paul.lemaux@univ-rennes1.fr (P. Le Maux); gerard.simonneaux@univ-rennes1.fr (G. Simonneaux).

1. Introduction

Transition-metal-catalyzed heteroatom-hydrogen bond (X-H, X = N, O, S, Si) insertion reactions that occur via a metal carbene or carbenoid intermediates represent one of the most efficient tools for the construction of C-X bonds.¹⁻⁵ Among various X-H reactions, N-H and O-H insertion reactions have been the most studied and highly developed.⁶ This is particularly significant when one considers the importance of these functional groups in modern organic synthesis. Recently a number of enantioselective processes for carbenoid-based N-H and O-H insertions have been developed expanding the potential applicability of these methods.⁷⁻¹¹ In particular, the enantioselective catalytic O-H insertion reaction provides chiral α -alkyloxy, α -aryloxy or α -hydroxy esters and oxygen containing heterocyclic compounds, which are useful synthetic intermediates for the construction of natural products and biologically active molecules.¹²⁻¹⁴ The most significant advances in catalytic enantioselective O-H insertion have been made in the past decade, although earlier efforts by Moody^{15,16} and Landais¹⁷ to devise enantioselective or diastereoselective processes have been developed with only limited success. The first effective method was reported in 2006 by Maier and Fu,¹⁸ using a copper(II) chiral bisazaferrocene catalyst in the insertion of α -aryl- α -diazoacetates into O-H bonds of simple alcohols and phenols to form α -alkyl/aryloxyesters in high yield and up to 98% ee. Remarkably, Zhou and coll. found that copper(I) and iron(II) complexes of the chiral spiro bisoxazoline ligand are effective for asymmetric carbenoid insertion of ω -hydroxy- α -diazoesters into O-H bonds of phenols, water and alcohols, to provide the corresponding O-H inserted products with high enantioselectivity (up to 99.6%).¹⁹⁻²² Uozumi and coworkers have also reported that copper(I) complex of the chiral imidazoindolephosphine ligand catalyzed the O-H insertion of carbenoids derived from α -diazopropionates into phenols to give the corresponding α -aryloxy products with up to

91% ee.²³ These insertion reactions have been recently reviewed⁶ and the detailed mechanism of copper(I) carbenoid insertions into O-H bond of water has been investigated using DFT calculations²⁴ and NMR spectroscopy.²⁵

Considering the chiral ligand, the use of C₂ symmetric chiral bisoxazolines with a cyclic backbone as ligands in various metal-catalyzed enantiomeric reactions seems to give promising results, in particular with copper.²⁶ Recently, we reported the application of a copper(I) catalytic system with such a ligand: a bicyclobisoxazoline ligand bearing a chiral dihydroethanoanthracene backbone²⁷ (L*) (Fig. 1) for asymmetric N-H insertion of α -alkyl- α -diazoesters with aniline derivatives.²⁸ As a new development of our previous catalytic studies on N-H insertion of diazoesters,²⁹⁻³¹ we describe herein a copper-catalyzed asymmetric O-H insertion reaction into alkyl, aryl-alcohols of α -alkyl- α -diazoesters by using copper(I) and (II) complexes of chiral bicyclobisoxazoline ligand as catalysts.

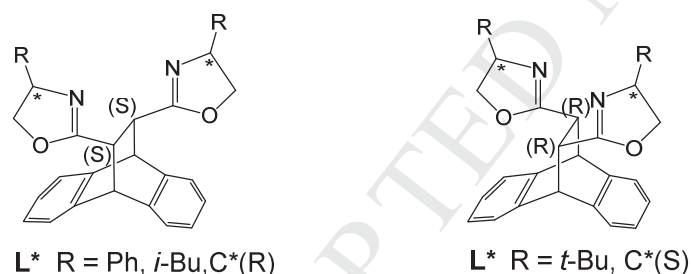


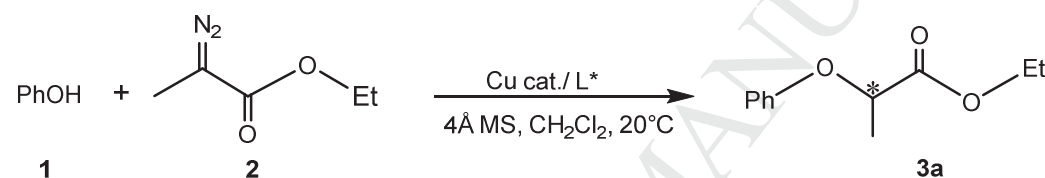
Fig. 1. Structures of the chiral bicyclobisoxazoline ligands

2. Results and discussion

Previous studies realized on the copper-catalyzed asymmetric N-H insertion have demonstrated that the enantioselectivity was directly related to the anion of the copper precursor.^{32,33} The smaller and stronger coordinating anions were found to be inferior to the larger and weaker coordinating anions for chiral induction. We therefore first tested a series of copper sources having various counteranions for the O-H insertion (Table 1).

Among the different copper sources employed: CuCl, [Cu(CH₃CN)₄]PF₆, CuOTf.(C₆H₆)_{0.5} and Cu(OTf)₂ in combination with NaBARF additive (entries 1,5 ,7 and 10), the precursor Cu(OTf)₂ was the most efficient (62% yield and 90% ee, entry 10). With NaBARF, the ee increased from 13% to 59% for [Cu(CH₃CN)₄]PF₆ (entries 3 and 5), from 75% to 82% for CuOTf.(C₆H₆)_{0.5} (entries 6 and 7) and from 75% to 90% for Cu(OTf)₂ (entries 8 and 10). The addition of molecular sieves (4 Å MS) improved the yield of the reaction: 32 vs 60% for [Cu(CH₃CN)₄]PF₆ (entries 4 and 5) and 45 vs 62% for Cu(OTf)₂ (entries 9 and 10). Uses of 5 equiv of phenol and 5 mol % catalyst are necessary for obtaining the best yields.

Table 1. Optimization of the reaction conditions for the asymmetric O-H insertion of phenol with ethyl α -diazopropionate in the presence of various copper catalysts^a



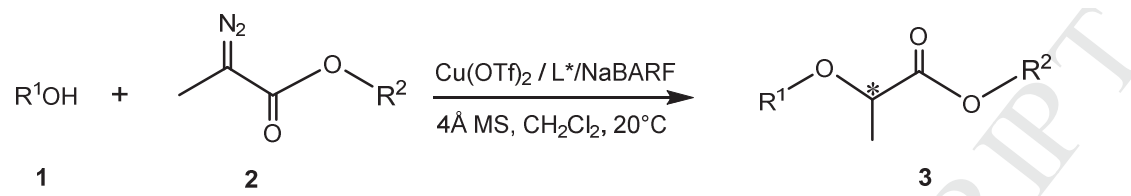
Entry	Copper source	Yield (%) ^b	Ee (%) ^c
1	CuCl and NaBAR _F	17	25
2 ^d	[Cu(CH ₃ CN) ₄]PF ₆	5	15
3	[Cu(CH ₃ CN) ₄]PF ₆	33	13
4 ^d	[Cu(CH ₃ CN) ₄]PF ₆ and NaBAR _F	32	29
5	[Cu(CH ₃ CN) ₄]PF ₆ and NaBAR _F	60	59
6	CuOTf.(C ₆ H ₆) _{0.5}	73	75
7	CuOTf.(C ₆ H ₆) _{0.5} and NaBAR _F	56	82
8	Cu(OTf) ₂	75	75
9 ^d	Cu(OTf) ₂ and NaBAR _F	45	88
10	Cu(OTf) ₂ and NaBAR _F	62	90

^a Reaction conditions: Copper source (5 μ mol), ligand L* (R = Ph) (6 μ mol) and NaBARF (6 μ mol) were mixed in CH₂Cl₂ (1 ml) for 1 h at 20°C in the presence of 100 mg molecular sieves (4Å), then phenol (500 μ mol) and ethyl α -diazopropionate (100 μ mol) were sequentially introduced and the reaction mixture stirred for 1 h at 20°C. ^b Determined by GC. ^c Determined by GC equipped with a CP-Chirasil-Dex CB Column. ^d Without molecular sieves.

Under the optimized reaction conditions, a variety of substituted phenols were examined in the copper(II)-catalyzed asymmetric O-H insertion of α -diazoesters (Table 2). The reaction of phenol with ethyl α -diazopropionate at 20°C for 1 h gave the α -aryloxycarboxylic esters

compound **3a** in 62% yield with 90% ee (entry 1). *Ortho*, *meta* and *para*-substituted phenols bearing electron-donating groups such as methyl group gave to the corresponding compounds, **3b**, **3c** and **3d** in 49-77% yield with 88-92% ee (entries 2, 3 and 4). When the phenol bearing *ortho* and *meta*-fluoro groups were used, the products **3e** and **3f** were obtained in low yield, 6 and 11% respectively with good enantioselectivities, 86 and 89% ee, respectively (entries 5 and 6). With the *para*-fluoro phenol, yield and enantioselectivity were 50% and 86% respectively (entry 7). High enantioselectivity of up to 94% was obtained with 1-naphthol and 49% yield (entry 8). Aliphatic alcohols such as heptanol also underwent O-H insertion with a good yield, 88% (entry 9) but the enantioselectivity was low, 28%. Bulky diazo such as *t*-butyl diazopropionate was also evaluated vs two substrates (phenol and *p*-fluorophenol). These two results have been summarized in Table 2 (lines 3j and 3k). The use of these bulky diazo derivatives do not change importantly the reactivity and the selectivity, probably because the *t*-bu group is too far away from the carbene carbon atom.

The influence of different substituents of the oxazoline rings of the ligand L* on the yield and enantioselectivity of the O-H insertion reaction was also examined. Both yields and enantioselectivities were improved from an *i*-butyl (46% yield, 78% ee) to *t*-butyl (55% yield, 84% ee) and phenyl (62% yield, 90% ee) (entries 10, 11 and 1) using phenol as substrate.

Table 2. Cu(II) catalytic asymmetric O-H insertion of alcohols with ethyl and *t*-butyl α -diazopropionate^a


Entry	L* R=	R ¹	R ²	Product	Yield (%) ^b	Ee (%) ^c
1	Ph	Ph	Et	3a	62	90 (S) ^d
2	Ph	<i>o</i> -MeC ₆ H ₄	Et	3b	49	88
3	Ph	<i>m</i> -MeC ₆ H ₄	Et	3c	52	92
4	Ph	<i>p</i> -MeC ₆ H ₄	Et	3d	77	90
5	Ph	<i>o</i> -FC ₆ H ₄	Et	3e	6	86
6	Ph	<i>m</i> -FC ₆ H ₄	Et	3f	11	89
7	Ph	<i>p</i> -FC ₆ H ₄	Et	3g	50	86
8	Ph	1-naphthyl	Et	3h	49	94 (S) ^d
9	Ph	Heptyl	Et	3i	88	28
10	<i>i</i> -Bu	Ph	Et	3a	46	78
11	<i>t</i> -Bu	Ph	Et	3a	55	84 (R) ^d
12	Ph	Ph	<i>t</i> -Bu	3j	82	90 ^e
13	Ph	<i>p</i> -FC ₆ H ₄	<i>t</i> -Bu	3k	70	83 ^e

^a Reaction conditions: Cu(II)(OTf)₂ (5 μ mol), ligand **L**^{*} (6 μ mol) and NaBARF (6 μ mol) were mixed in CH₂Cl₂ (1 ml) for 30 mn at 20°C in the presence of 100 mg molecular sieves (4Å), then alcohol (500 μ mol) and ethyl α -diazopropionate (100 μ mol) were sequentially introduced and the reaction mixture stirred for 1h at 20°C. ^b Determined by GC. ^c Determined by GC equipped with a CP-Chirasil-Dex CB Column. ^d The absolute configuration was determined by comparison of the optical rotation with the Ref 19. ^e Determined by chiral HPLC on a Lux-Cellulose-3 column.

For comparison, the asymmetric O-H insertion catalyzed by Cu(I) complexes was also examined under the same reaction conditions. As can be seen in Table 3, the yields are inferior to those obtained with Cu(II) (Table 2). For examples, with phenol, *p*-cresol, *p*-fluoro phenol and 1-naphthol, the yield was in the range of 33-63% (entries 3, 5, 7, and 9, Table 3) for copper (I) whereas a range of 49-77% was observed for copper(II) (entries 1, 4, 7 and 8, Table 2). As previously reported for Cu(II) in Table 2, the addition of NaBARF (see Table 3) also enhances the enantioselectivity from 75% to 86% ee with the phenol (entries 1 and 3), from 74% to 89% ee with the *p*-cresol (entries 4 and 5), from 74% to 81% ee with the *p*-fluoro

phenol (entries 6 and 7), from 72% to 92% with the 1-naphtol (entries 8 and 9). The enantiomeric excesses were similar to those obtained in the reactions with Cu(II). For example, it is observed in Table 3, 86 vs 90% with the phenol (entry 3), 92 vs 94% with the 1-naphtol (entry 9). On a mechanistic viewpoint, the little difference in enantioselectivity between Cu(I) and Cu(II) suggests that the active catalyst generated from Cu(I) and Cu(II) precursors is probably the same entity.

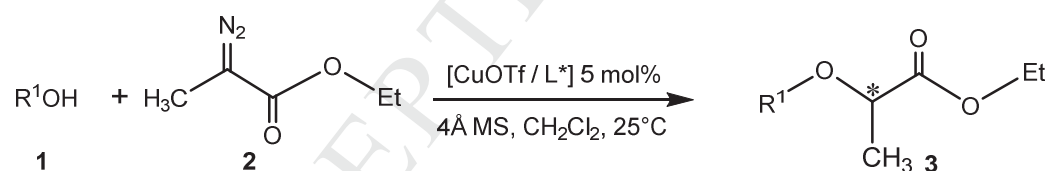
In order to obtain information on the catalyst structure, a study by electrospray ionization mass spectrometry (ESI-MS) was undertaken. ESI-MS of a solution prepared in situ from Cu(II)(OTf)₂ and the ligand L* revealed the presence of two major species at m/z 1055.3584, [CuL*₂]⁺ and m/z 1205.5947, [CuL*₂, CF₃SO₃]⁺. In contrast to our previous studies however,²⁸ no [CuL*] species was detected. To complement this point, an experiment using paracresol as substrate and a ratio Cu:L = 1:2 was realized to check a possible involvement of such species. After one hour, the yield was only 22% (ee = 87%) whereas a yield of 77% (ee = 90%) was obtained with a ratio Cu:L = 1:1 (line 4, Table 2). Thus an inhibition of the catalytic reaction is observed in presence of 2 equivalents of L. Therefore a ratio Cu:L = 1:1 was chosen in the following scheme (vide infra).

In the copper-catalyzed insertion reaction, the carbene pathway is predominant and the Cu complex generally acts as a carbene-transfer. For Cu(II)-system, however, the work of Salomon and Kochi³⁴ shows that it is very difficult to identify the oxidation state of the active Cu used as catalyst. One example with copper(II)/bisazaferrocene was previously reported by Fu¹⁸ but without detailed mechanistic studies. A possible reduction of the Cu(II)-catalyst to Cu(I) by the diazoester was also suggested during the course of the reaction by Kochi³⁴ and Fraile.³⁵ Concerning the Cu oxidation state in our experiments, we check by proton NMR the addition of diazo derivatives onto Cu(I)L* and Cu(II)L* species (ratio Cu:L = 1/1). It was

not clear that Cu(II) is reduced in the NMR tube. Thus we do not have direct evidence of the reduction of Cu(II) during the course of the catalytic reaction and consequently, this aspect will not further developed.

It is generally accepted that insertions into X-H bond bearing lone-pair electrons on the X atom most likely proceed by a stepwise ylide mechanism.³⁶ As it has already been seen in the N-H insertion, the possible mechanism involves the formation of an electron-deficient carbene and its insertion into the N-H bond *via* a copper-associated ylide intermediate.³⁶ Although we have not yet conducted detailed mechanistic studies, we can suggest in the O-H insertion reaction that a copper-associated ylide is formed by attack of the lone-pair electrons of the phenol O atom onto the electron-deficient copper carbene and then simultaneous proton transfer and dissociation of the chiral copper-catalyst to yield the insertion product. Because the chiral catalyst is involved during the process, chiral induction can be expected and so high enantioselectivities obtained.

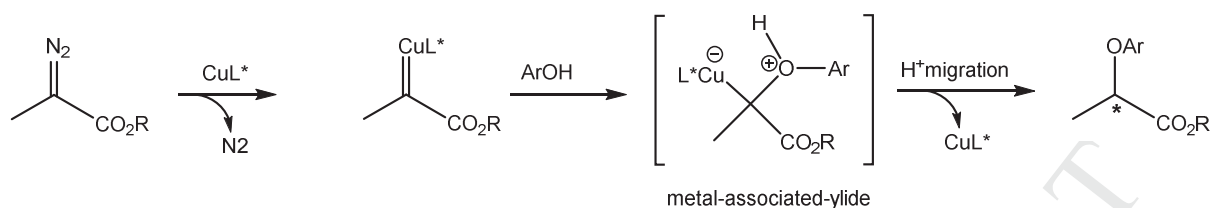
Table 3. Cu(I) catalytic asymmetric O-H insertion of alcohols with ethyl α -diazopropionate^a



Entry	L* R=	R ¹	Product	Yield (%) ^b	Ee (%) ^c
1	Ph	Ph	3a	73	75
2 ^d	Ph	Ph	3a	38	62
3 ^e	Ph	Ph	3a	56	86
4	Ph	<i>p</i> -MeC ₆ H ₄	3d	76	74
5 ^e	Ph	<i>p</i> -MeC ₆ H ₄	3d	63	89
6	Ph	<i>p</i> -FC ₆ H ₄	3g	56	74
7 ^e	Ph	<i>p</i> -FC ₆ H ₄	3g	33	81
8	Ph	1-naphthyl	3h	56	72
9 ^e	Ph	1-naphthyl	3h	44	92
10	Ph	Heptyl	3i	89	36

^a Reaction conditions: Cu(I)OTf (5 μ mol) and ligand L* (6 μ mol) were mixed in CH₂Cl₂ (1 ml) for 1h at 25°C in the presence of 100mg molecular sieves (4Å), then phenol (500 μ mol) and ethyl α -diazopropionate (100 μ mol) were introduced and stirred for 1 h at 25°C. ^b

Determined by GC. ^c Determined by GC equipped with a CP-Chirasil-Dex CB Column. ^d Without molecular sieves (4Å). ^e With NaBARF (6 μmol).



Scheme 1. Proposed mechanism for copper-catalyzed O-H insertion

3. Conclusion

In summary, we have developed a new Cu(I) or Cu(II)-bicyclobisoxazoline-catalyst system for the asymmetric insertion of α -diazocarbonyl compounds into the O-H bond of different aryl and alkyl alcohols under mild conditions. Good yields and high enantioselectivities of up to 94% ee can be obtained when the catalyst is associated with NaBARF in the presence of molecular sieves (4Å). A comparative study between Cu(I) and Cu(II)-catalysts activity in the O-H insertion reaction shows that the efficiency of these catalysts is very close. Accordingly, it seems reasonable to think that the same active species is implicated in the reaction. A stepwise insertion mechanism involving simultaneous proton transfer and catalyst dissociation as major pathway has been proposed. Possible application of these new chiral ligands using iron or ruthenium complexes^{22,37} for the insertion reaction into O-H bond can be expected in the near future..

4. Experimental

4.1. General

All reactions were performed under argon. Solvents were distilled from an appropriate drying agent prior to use: CH₂Cl₂ from CaH₂. Commercially available reagents were used without further purification unless otherwise stated. All reactions were monitored by TLC with Merck precoated aluminum foil sheets (Silica gel 60 with fluorescent indicator UV254). Compounds

were visualized with UV light at 254 nm. Column chromatographies were carried out using silica gel from Merck (0.063–0.200 mm). ^1H NMR and ^{13}C NMR in CDCl_3 were recorded using Bruker (Advance 400dpx spectrometer) at 400 MHz and 125 MHz, respectively. High resolution mass spectra were recorded on a Thermo-Fisher Q-Exactive (Q-Tof 2) spectrometer in ESI positif mode at the CRMPO at Rennes. All catalytic reactions were controlled on a Varian CP-3380 GC system that was equipped with a CP-Chirasil-Dex Column (25m, 0.25 mm I.D.) The chiral HPLC analyses were performed at the Plateforme de chromatographie chirale at Aix-Marseille Université on an Agilent 1260 Infinity unit (pump G1311B, autosampler G1329B, DAD G1315D), with Igloo-Cil ovens, monitored by SRA Instruments Seleccol software (Version 1.2.3.0), Agilent OpenLAB CDS Chemstation LC and CE Drivers (A.02.08SP1) and Agilent OpenLAB Intelligent reporting (A.01.06.111). Chiroptical detection was used with Jasco OR-1590 and CD-2095, polarimetric and circular dichroism detectors. The sign given by the on-line circular dichroism at 254 nm is the sign of the compound in the solvent used for the chromatographic separation. The sign given by the on-line polarimeter is the sign of the compound in the solvent used for the chromatographic separation. The analytical column (250x4.6 mm) used is Lux-Cellulose-3 from Phenomenex (Le Pecq, France), cellulose tris-(4-methylbenzoate) coated on silica. Heptane and *i*-PrOH, HPLC grade, were degassed and filtered on a 0.45 μm millipore membrane before use. The optical rotations were recorded on a PerkinElmer model 341 polarimeter. The bis(oxazoline) ligands L^* was synthesized as previously described in the literature.^{26,38} The alkyl α -diazopropionate were prepared according to procedures described in the literature.^{23,32}

4.2. General procedure for asymmetric O-H insertion reaction

Cu(II)(OTf)₂ or Cu(I)(OTf) (5 μ mol), ligand **L**^{*} (6 μ mol) and NaBARF (6 μ mol) were mixed in CH₂Cl₂ (1 ml) for 30 mn at 20°C in the presence of 100 mg molecular sieves (4Å), then alcohol (500 μ mol) and ethyl α -diazopropionate (100 μ mol) were sequentially introduced and the reaction mixture stirred for 1 h at 20°C. The insertion yield was determined by GC analysis on the crude reaction mixture. After purification by flash chromatography on silica gel (ethyl acetate/hexane = 0.1/9.9), the enantiomeric excess of the insertion product was determined by chiral GC equipped with a CP-Chirasil-Dex CB Column.

4.3. Analytical data for O-H insertion products

(S)-(-)-Ethyl 2-phenoxypropionate 3a. Yield: 62%; ¹H NMR (CDCl₃): δ = 1.27 (t, 3H), 1.64 (d, 3H), 4.24 (q, 2H), 4.77 (q, 1H), 6.90 (d, 2H), 6.99 (t, 1H), 7.29 (t, 2H); ¹³C NMR (CDCl₃): 14.12, 18.57, 61.26, 72.63, 115.12, 121.55, 129.52, 157.61, 172.27; $[\alpha]_D^{20}$ = -41.3 (c 0.8, CHCl₃); ee = 90% (GC conditions: CP-Chirasil-Dex column, 100°C (1 min), 2.5°C min⁻¹ 100-180°C, t_R = 12.04 min for minor isomer, t_R = 12.22 min for major isomer). HRESIMS (m/z) calcd for C₁₁H₁₄O₃Na: 217.08406 [M + Na]⁺, found: 217.0842.

(-)-Ethyl 2-(*o*-tolylloxy)propionate 3b. Yield: 49%; ¹H NMR (CDCl₃): δ = 1.27 (t, 3H), 1.66 (d, 3H), 2.31 (s, 3H), 4.23 (q, 2H), 4.76 (q, 1H), 6.71 (d, 1H), 6.90 (t, 1H), 7.12 (t, 1H), 7.17 (d, 1H); ¹³C NMR (CDCl₃): 14.12, 16.29, 18.68, 61.15, 72.97, 112.02, 121.25, 126.62, 127.54, 130.97, 155.95, 172.42; $[\alpha]_D^{20}$ = -25.1 (c 0.8, CHCl₃); ee = 88% (GC conditions: CP-Chirasil-Dex column, 100°C (1 min), 2.5°C min⁻¹ 100-180°C, t_R = 13.61 min for minor isomer, t_R = 13.88 min for major isomer). HRESIMS (m/z) calcd for C₁₂H₁₆O₃Na: 231.09971 [M + Na]⁺, found: 231.0997.

(-)-Ethyl 2-(*m*-tolylloxy)propionate 3c. Yield: 52%; ¹H NMR (CDCl₃): δ = 1.27 (t, 3H), 1.63 (d, 3H), 2.33 (s, 3H), 4.24 (q, 2H), 4.75 (q, 1H), 6.69 (d, 1H), 6.74 (s, 1H), 6.81 (d, 1H), 7.17

(t, 2H); ^{13}C NMR (CDCl_3): 14.14, 18.59, 21.49, 61.21, 72.55, 111.81, 116.11, 122.39, 129.22, 139.60, 157.61, 172.39; $[\alpha]_{\text{D}}^{20} = -40.1$ (c 0.8, CHCl_3); ee = 92% (GC conditions: CP-Chirasil-Dex column, 100°C (1 min), $2.0^\circ\text{C min}^{-1}$ 100- 180°C , $t_{\text{R}} = 16.37$ min for minor isomer, $t_{\text{R}} = 16.55$ min for major isomer). HRESIMS (m/z) calcd for $\text{C}_{12}\text{H}_{16}\text{O}_3\text{Na}$: 231.09971 $[\text{M} + \text{Na}]^+$, found: 231.0997.

(-)-Ethyl 2-(*p*-tolylloxy)propionate 3d. Yield: 77%; ^1H NMR (CDCl_3): $\delta = 1.27$ (t, 3H), 1.63 (d, 3H), 2.30 (s, 3H), 4.24 (q, 2H), 4.72 (q, 1H), 6.80 (d, 2H), 7.09 (d, 2H); ^{13}C NMR (CDCl_3): 14.13, 18.58, 20.48, 61.20, 72.86, 115.06, 129.95, 139.85, 155.50, 172.39; $[\alpha]_{\text{D}}^{20} = -41.1$ (c 0.9, CHCl_3); ee = 90% (GC conditions: CP-Chirasil-Dex column, 100°C (1 min), $2.5^\circ\text{C min}^{-1}$ 100- 180°C , $t_{\text{R}} = 15.68$ min for minor isomer, $t_{\text{R}} = 15.94$ min for major isomer). HRESIMS (m/z) calcd for $\text{C}_{12}\text{H}_{16}\text{O}_3\text{Na}$: 231.09971 $[\text{M} + \text{Na}]^+$, found: 231.0997.

(-)-Ethyl 2-(*o*-fluorophenoxy)propionate 3e. Yield: 6%; ^1H NMR (CDCl_3): $\delta = 1.28$ (t, 3H), 1.68 (d, 3H), 4.27 (q, 2H), 4.79 (q, 1H), 6.85-6.90 (m, 2H), 7.02-7.07 (m, 2H); $[\alpha]_{\text{D}}^{20} = -16.7$ (c 0.12, CHCl_3); ee = 86% (GC conditions: CP-Chirasil-Dex column, 100°C (1 min), $2.5^\circ\text{C min}^{-1}$ 100- 180°C , $t_{\text{R}} = 11.88$ min for minor isomer, $t_{\text{R}} = 12.09$ min for major isomer). HRESIMS (m/z) calcd for $\text{C}_{11}\text{H}_{13}\text{O}_3\text{FNa}$: 235.07464 $[\text{M} + \text{Na}]^+$, found: 235.0744.

(-)-Ethyl 2-(*m*-fluorophenoxy)propionate 3f. Yield: 11%; ^1H NMR (CDCl_3): $\delta = 1.28$ (t, 3H), 1.64 (d, 3H), 4.25 (q, 2H), 4.74 (q, 1H), 6.61-6.72 (m, 2H), 7.55 (t, 1H), 7.73 (dd, 1H); $[\alpha]_{\text{D}}^{20} = -20.8$ (c 0.15, CHCl_3); ee = 89% (GC conditions: CP-Chirasil-Dex column, 100°C (1 min), $2.5^\circ\text{C min}^{-1}$ 100- 180°C , $t_{\text{R}} = 12.78$ min for minor isomer, $t_{\text{R}} = 12.98$ min for major isomer). HRESIMS (m/z) calcd for $\text{C}_{11}\text{H}_{13}\text{O}_3\text{FNa}$: 235.07464 $[\text{M} + \text{Na}]^+$, found: 235.0744.

(-)-Ethyl 2-(*p*-fluorophenoxy)propionate 3g. Yield: 50%; ^1H NMR (CDCl_3): $\delta = 1.27$ (t, 3H), 1.63 (d, 3H), 4.24 (q, 2H), 4.69 (q, 1H), 6.84-6.87 (m, 2H), 6.96-7.0 (m, 2H); ^{13}C NMR (CDCl_3): 14.12, 18.55, 61.32, 73.48, 115.79, 116.02, 116.43, 116.50, 172.05; $[\alpha]_{\text{D}}^{20} = -23.3$ (c

0.6, CHCl₃; ee = 86% (GC conditions: CP-Chirasil-Dex column, 100°C (1 min), 2.5°C min⁻¹ 100-180°C, *t*_R = 12.35 min for minor isomer, *t*_R = 12.71 min for major isomer). HRESIMS (*m/z*) calcd for C₁₁H₁₃O₃FNa: 235.07464 [M + Na]⁺, found: 235.0744.

(S)-(+)-Ethyl 2-(naphthalen-1-yloxy)propionate 3h. Yield: 49%; ¹H NMR (CDCl₃): δ = 1.26 (t, 3H), 1.78 (d, 3H), 4.25 (q, 2H), 4.96 (q, 1H), 6.73 (d, 1H), 7.35 (t, 1H), 7.47-7.53 (m, 3H), 7.82 (t, 1H), 8.38 (t, 1H); ¹³C NMR (CDCl₃): 14.12, 18.64, 61.27, 73.13, 105.71, 121.14, 122.31, 125.34, 125.53, 126.51, 127.38, 134.64, 172.23; [α]_D²⁰ = +32. (c 0.9, CHCl₃); ee = 94% (GC conditions: CP-Chirasil-Dex column, 100°C (1 min), 1°C min⁻¹ 100-180°C, *t*_R = 58.17 min for minor isomer, *t*_R = 58.76 min for major isomer). HRESIMS (*m/z*) calcd for C₁₅H₁₆O₃FNa: 267.09916 [M + Na]⁺, found: 267.0990

(-)-Ethyl 2-(*p*-heptyloxy)propionate 3i. Yield: 88%; ¹H NMR (CDCl₃): δ = 0.89, 1.29-1.34 (m, 8H), 1.41 (d, 3H), 1.62 (q, 2H), 3.37 (q, 1H), 3.57 (q, 1H), 3.95 (q, 1H), 4.16-4.28 (m, 2H); ¹³C NMR (CDCl₃): 14.06, 18.68, 22.60, 26.00, 29.10, 29.74, 31.78, 53.40, 60.70, 70.42, 75.01; [α]_D²⁰ = -16.0 (c 1, CHCl₃); ee = 28% (GC conditions: CP-Chirasil-Dex column, 120°C (1 min), 2.5°C min⁻¹ 120-180°C, *t*_R = 7.12 min for minor isomer, *t*_R = 7.23 min for major isomer). HRESIMS (*m/z*) calcd for C₁₂H₂₄O₃Na: 239.16231 [M + Na]⁺, found: 239.1621.

(-)-*t*-Bu 2-phenoxypropionate 3j. Yield: 82%; ¹H NMR (CDCl₃): δ = 1.46 (s, 9H), 1.61 (d, 3H), 4.65 (q, 1H), 6.89 (d, 2H), 6.98 (t, 1H), 7.29 (t, 2H); ¹³C NMR (CDCl₃): 18.49, 27.92, 72.86, 81.84, 115.04, 121.29, 129.41, 171.43; [α]_D²⁰ = -38 (c 0.8, CHCl₃); ee = 90% (HPLC conditions: Lux-Cellulose-3 column, heptane/*i*-PrOH : 95/5, flow rate = 1 ml/min, wavelength = 254 nm, *t*_R = 4.83 min for minor isomer, *t*_R = 5.24 min for major isomer). HRESIMS (*m/z*) calcd for C₁₃H₁₈O₃Na: 245.11536 [M + Na]⁺, found: 245.1154.

(-)-t-Butyl-2-(p-fluorophenoxy)propionate 3k. Yield: 70%; ^1H NMR (CD_2Cl_2): δ = 1.46 (s, 9H), 1.58 (d, 3H), 4.62 (q, 1H), 6.85-6.88 (m, 2H), 6.96-7.0 (m, 2H); ^{13}C NMR (CDCl_3): 18.49, 27.69, 73.59, 81.7, 115.56, 115.79, 116.13, 116.61, 157.2, 171.00; $[\alpha]_{\text{D}}^{20}$ = -24.1 (c 0.6, CHCl_3); ee = 83% (HPLC conditions: Lux-Cellulose-3 column, heptane/*i*-PrOH : 95/5, flow rate = 1 ml/min, wavelength = 254 nm, t_{R} = 5.81 min for minor isomer, t_{R} = 6.14 min for major isomer). HRESIMS (m/z) calcd for $\text{C}_{13}\text{H}_{17}\text{O}_3\text{FNa}$: 263.10539 $[\text{M} + \text{Na}]^+$, found: 263.1054.

References and notes

1. Ye, T.; McKerver, M. A. *Chem. Rev.* **1994**, *94*, 1091-1160.
2. Miller, D. J.; Moody, C. J. *Tetrahedron* **1995**, *51*, 10811-10843.
3. Doyle, M. P.; McKerver, M. A.; Ye, T. *Modern Catalytic Methods for Organic Synthesis with Diazo Compounds*, Wiley: New York, **1998**.
4. Gillingham, D.; Fei, N. *Chem. Soc. Rev.* **2013**, *42*, 4918-4931.
5. Ford, A.; Miel, H.; Ring, A.; Slattery, C. N.; Maguire, A. R.; McKerver, M. A. *Chem. Rev.* **2015**, *115*, 9981-10080.
6. Burtoloso, A. C. B.; Santiago, J. V.; Bernardim, B.; Talero, A. G. *Curr. Org. Synth.* **2015**, *12*, 650-659.
7. Moody, C. J. *Angew. Chem.; Int. Ed. Engl.* **2007**, *46*, 9148-9150.
8. Zhang, Z.; Wang, J. *Tetrahedron* **2008**, *64*, 6577-6605.
9. Saito, H.; Iwai, R.; Uchiyama, T.; Miyake, M.; Miyairi, S. *Chem. Pharm. Bull.* **2010**, *58*, 872-874.
10. Zhu, S.-F.; Zhou, Q.-L. *Acc. Chem. Res.* **2012**, *45*, 1365-1377.
11. Zhu, S.-F.; Zhou, Q.-L. *National Science Review* **2014**, *00*, 1-24.
12. Perron, Y. G.; Minor, W. F.; Holdrege, C. T.; Gottstein, W. J.; Godfrey, J. C.; Crast, L. B.; Babel, R. B.; Cheney, L. C. *J. Am. Chem. Soc.* **1960**, *82*, 3934-3938.
13. Bettoni, G.; Loiodice, F.; Tortorella, V.; Conte-Camerino, D.; Mambrini, M.; Ferrannini, E.; Bryant, S. H. *J. Med. Chem.* **1987**, *30*, 1267-1270.
14. Chimichi, S.; Boccalini, M.; Cravotto, G.; Rosati, O. *Tetrahedron Lett.* **2006**, *47*, 2405-2408.
15. Aller, E.; Brown, D. S.; Cox, G. G.; Miller, D. J.; Moody, C. J. *J. Org. Chem.* **1995**, *60*, 4449-4460.

16. Ferris, L. H., D.; Moody, C. J. *Tetrahedron Lett.* **1996**, *37*, 107.
17. Bulughapitiya, P.; Landais, Y.; Parra-Rapado, L.; Planchenault, D.; Weber, V. J. *Org. Chem.* **1997**, *62*, 1630-1641.
18. Maier, T. C.; Fu, G. C. *J. Am. Chem. Soc.* **2006**, *128*, 4594-4595.
19. Chen, C.; Zhu, S.-F.; Liu, B.; Wang, L.-X.; Zhou, Q.-L. *J. Am. Chem. Soc.* **2007**, *129*, 12616-12617.
20. Zhu, S.-F.; Chen, C.; Cai, Y.; Zhou, Q.-L. *Angew. Chem.; Int. Ed. Engl.* **2008**, *47*, 932-934.
21. Zhu, S.-F.; Song, X.-G.; Li, Y.; Cai, Y.; Zhou, Q.-L. *J. Am. Chem. Soc.* **2010**, *132*, 16374-16376.
22. Zhu, S.-F.; Cai, Y.; Mao, H.-X.; Xie, J.-H.; Zhou, Q.-L. *Nat. Chem.* **2010**, *2*, 546-551.
23. Osako, T.; Panichakul, D.; Uozumi, Y. *Org. Lett.* **2012**, *14*, 194-197.
24. Liang, Y.; Zhou, H.; Yu, Z.-X. *J. Am. Chem. Soc.* **2009**, *131*, 17783-17785.
25. Pereira, A.; Champouret, Y.; Martín, C.; Álvarez, E.; Etienne, M.; Belderraín, T. R.; Pérez, P. J. *Chem. Eur. J.* **2015**, *21*, 9769-9775.
26. Atodiresei, I.; Schiffers, I.; Bolm, C. *Tetrahedron: Asymmetry* **2006**, *17*, 620-633.
27. Takacs, J. M.; Quincy, D. A.; Shay, W.; Jones, B. E.; Ross, C. R. *Tetrahedron: Asymmetry* **1997**, *8*, 3079-3087.
28. Le Maux, P.; Simonneaux, G. *Tetrahedron* **2015**, *71*, 9333-9338.
29. Galardon, E.; Le Maux, P.; Simonneaux, G. *J. Chem. Soc., Perkin Trans. 1* **1997**, 2455-2456.
30. Galardon, E.; Le Maux, P.; Simonneaux, G. *Tetrahedron* **2000**, *56*, 615-621.
31. Srour, H. F.; Maux, P. L.; Chevance, S.; Carrié, D.; Yondre, N. L.; Simonneaux, G. *J. Mol. Catal. A: Chem.* **2015**, *407*, 194-203.
32. Bachmann, S.; Fielenbach, D.; Jorgensen, K. A. *Org. Biomol. Chem.* **2004**, *2*, 3044-3049.
33. Liu, B.; Zhu, S.-F.; Zhang, W.; Chen, C.; Zhou, Q.-L. *J. Am. Chem. Soc.* **2007**, *129*, 5834-5835.
34. Salomon, R. G.; Kochi, J. K. *J. Am. Chem. Soc.* **1973**, *95*, 3300-3310.
35. Fraile, J. M.; Mayoral, J. A.; Ravasio, N.; Roldán, M.; Sordelli, L.; Zaccheria, F. *J. Catal.* **2011**, *281*, 273-278.
36. Zhu, S.-F.; Xu, B.; Wang, G.-P.; Zhou, Q.-L. *J. Am. Chem. Soc.* **2012**, *134*, 436-442.
37. Austeri, M.; Rix, D.; Zeghida, W.; Lacour, J. *Org. Lett.* **2011**, *13*, 1394-1397.
38. Le Maux, P.; Dorcet, V.; Simonneaux, G. *Tetrahedron* **2013**, *69*, 8291-8298.