



## Functionalization of pyridyl ketones using deprotolithiation-in situ zincation

Madani Hedidi, William Erb, Frédéric Lassagne, Yury S. Halauko, Oleg A. Ivashkevich, Vadim E. Matulis, Thierry Roisnel, Ghenia Bentabed-Ababsa, Florence Mongin

### ► To cite this version:

Madani Hedidi, William Erb, Frédéric Lassagne, Yury S. Halauko, Oleg A. Ivashkevich, et al.. Functionalization of pyridyl ketones using deprotolithiation-in situ zincation. RSC Advances, 2016, 6 (68), pp.63185–63189. 10.1039/c6ra11370b . hal-01357392

**HAL Id: hal-01357392**

**<https://univ-rennes.hal.science/hal-01357392>**

Submitted on 28 Jun 2022

**HAL** is a multi-disciplinary open access archive for the deposit and dissemination of scientific research documents, whether they are published or not. The documents may come from teaching and research institutions in France or abroad, or from public or private research centers.

L'archive ouverte pluridisciplinaire **HAL**, est destinée au dépôt et à la diffusion de documents scientifiques de niveau recherche, publiés ou non, émanant des établissements d'enseignement et de recherche français ou étrangers, des laboratoires publics ou privés.

# Functionalization of pyridyl ketones using deprotolithiation-*in situ* zincation

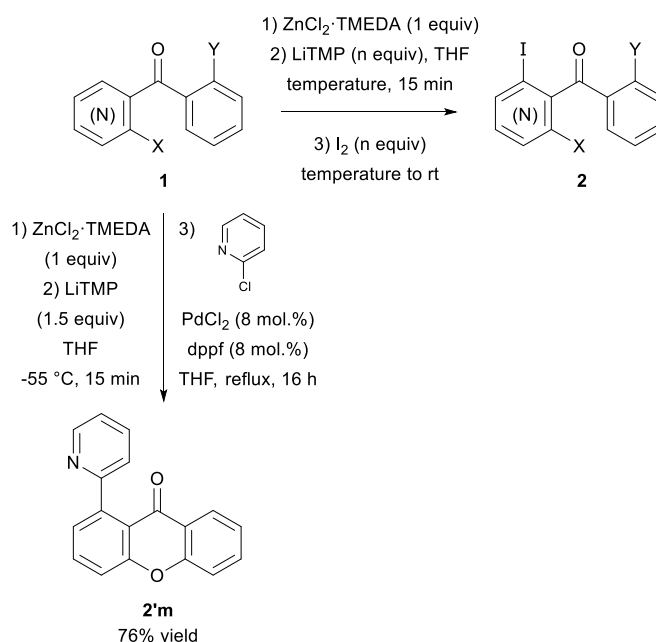
Madani Hedidi,<sup>a,b,c</sup> William Erb,<sup>a,\*</sup> Frédéric Lassagne,<sup>a</sup> Yury S. Halauko,<sup>d,\*</sup> Oleg A. Ivashkevich,<sup>d</sup> Vadim E. Matulis,<sup>e</sup> Thierry Roisnel,<sup>f</sup> Ghenia Bentabed-Ababsa<sup>b,\*</sup> and Florence Mongin<sup>a</sup>

The metallation of aryl ketones was achieved by using LiTMP in the presence of ZnCl<sub>2</sub>·TMEDA, as evidenced by subsequent interception with iodine or by palladium-catalysed cross-coupling reaction. One of the synthesized iodo ketones has been further elaborated to reach derivatives of biological interest.

Pyridines play a large part in biological processes (nicotine, niacin, NADP, vitamin B<sub>6</sub>...), in pharmaceuticals and agrochemicals,<sup>1</sup> as well as in organic materials.<sup>2</sup> In addition, pyridyl ketones bearing a halogen at the position adjacent to the carbonyl function are key intermediates to access heterocyclic scaffolds of interest such as azafluorenones,<sup>3</sup> azaxanthenes,<sup>4</sup> naphthyridones,<sup>5</sup> and thieno-,<sup>6</sup> pyrazolo-<sup>7</sup> and isoxazolo-pyridines.<sup>8</sup>

Even if deprotonative lithiation<sup>9</sup> has been largely used to regioselectively functionalize pyridines,<sup>10</sup> the method has never been extended to pyridyl ketones due to their low compatibility with organolithiums. Mixed lithium-nonalkali metal combinations have been developed to achieve chemoselective deprotometallation of aromatics.<sup>11</sup> In this context, the 1:1 mixture of homometallic amides LiTMP (TMP = 2,2,6,6-tetramethylpiperidino) and Zn(TMP)<sub>2</sub>,<sup>12</sup> obtained by mixing in a 3:1 ratio LiTMP and ZnCl<sub>2</sub>·TMEDA (TMEDA = *N,N,N',N'*-tetramethylethylenediamine) in THF (THF = tetrahydrofuran), was successfully employed with a large range of sensitive substrates.<sup>13</sup> Such a synergy, attributed to reversible deprotolithiation shifted by zinc-mediated transmetalation<sup>12</sup> (or 'trans-metal trapping'<sup>14</sup>), has since been extended to the use of LiTMP in the presence of ZnCl<sub>2</sub>·2LiCl, MgCl<sub>2</sub> or CuCN·2LiCl.<sup>15</sup>

Herein, we report the efficiency of aryl ketones as directing groups for LiTMP-mediated deprotometallation of pyridines and other arenes in the presence of ZnCl<sub>2</sub>·TMEDA as *in situ* trap (Scheme 1, Table 1).



**Scheme 1** Zincation of aryl ketones **1** using LiTMP in the presence of ZnCl<sub>2</sub>·TMEDA followed by iodolysis or palladium-catalysed cross-coupling to afford ketones **2** and **2'**.

Thus, after optimization of the reaction conditions (using four different reaction temperatures from -70 to -10 °C and different amounts of LiTMP from 1 to 3 equiv), treatment of 2-benzoylpyridine (**1a**) in THF containing ZnCl<sub>2</sub>·TMEDA (1 equiv) with LiTMP (1.5 equiv) at -30 °C for 15 min and then iodine led to the 3-iodo derivative **2a** in 50% yield (entry 1). Similarly, 4-benzoylpyridine (**1b**) was converted to the 3-iodo derivative **2b** by using LiTMP (2 equiv); with this substrate benefiting from two free positions adjacent to the benzoyl group, a second deprotonation was observed to some extent, as evidenced by the competitive formation of the diiodo **2b'** (entry 2).

3-Benzoylpyridine (**1c**) is more prone to nucleophilic attack onto the ring than its 2- and 4-isomers.<sup>16</sup> As a consequence, deprotolithiation-zincation could only be evidenced by subsequent iodolysis at temperatures below -50 °C. Using LiTMP (1.5 equiv) at -55 or -70 °C for 15 min and then iodine provided the 4-iodo derivative **2c** in 30 or 37% yield, respectively (entry 3).

When present at pyridine 2-position, halogens are known to acidify the 4-position, as shown by pK<sub>a</sub> values calculated in THF.<sup>13a</sup> The 2-halogeno 3-benzoylpyridines **1d-h** were thus prepared.<sup>17</sup> Accordingly, when similarly reacted by using LiTMP at -55 °C, the iodo derivatives **2d-g** were isolated in improved yields, in line with the long range effects of fluorine and chlorine (entries 4-7). In contrast, the reaction from **1h** proved more complex, giving the iodide **2h** in a modest yield (entry 8).

<sup>a</sup> Chimie et Photonique Moléculaires, Institut des Sciences Chimiques de Rennes, UMR 6226, Université de Rennes 1-CNRS, Bâtiment 10A, Case 1003, Campus de Beaulieu, 35042 Rennes, France.  
E-mail : william.erb@univ-rennes1.fr

<sup>b</sup> Laboratoire de Synthèse Organique Appliquée, Faculté des Sciences, Université d'Oran 1 Ahmed Ben Bella, BP 1524 El M'Naouer, 31000 Oran, Algeria.  
E-mail : badri\_sofi@yahoo.fr

<sup>c</sup> Present address: Département de Chimie, Faculté des Sciences, Université Hassiba Benbouali de Chlef, Hay Es-Salem, RN 19, 02000 Chlef, Algeria.

<sup>d</sup> UNESCO Chair of Belarusian State University, 14 Leningradskaya Str., Minsk 220030, Belarus.  
E-mail : hys@tut.by

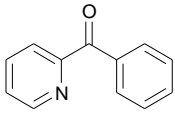
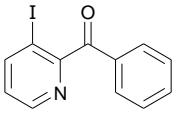
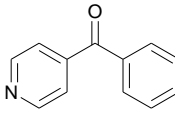
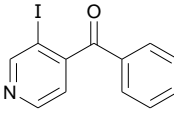
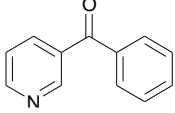
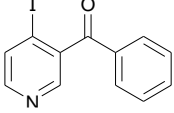
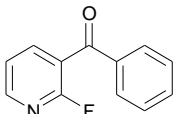
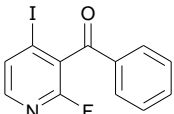
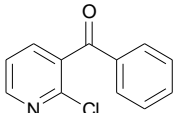
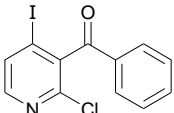
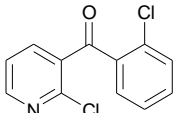
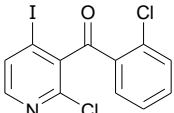
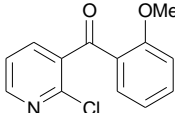
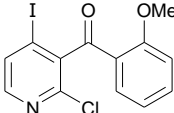
<sup>e</sup> Research Institute for Physico-Chemical Problems of Belarusian State University, 14 Leningradskaya Str., Minsk 220030, Belarus.

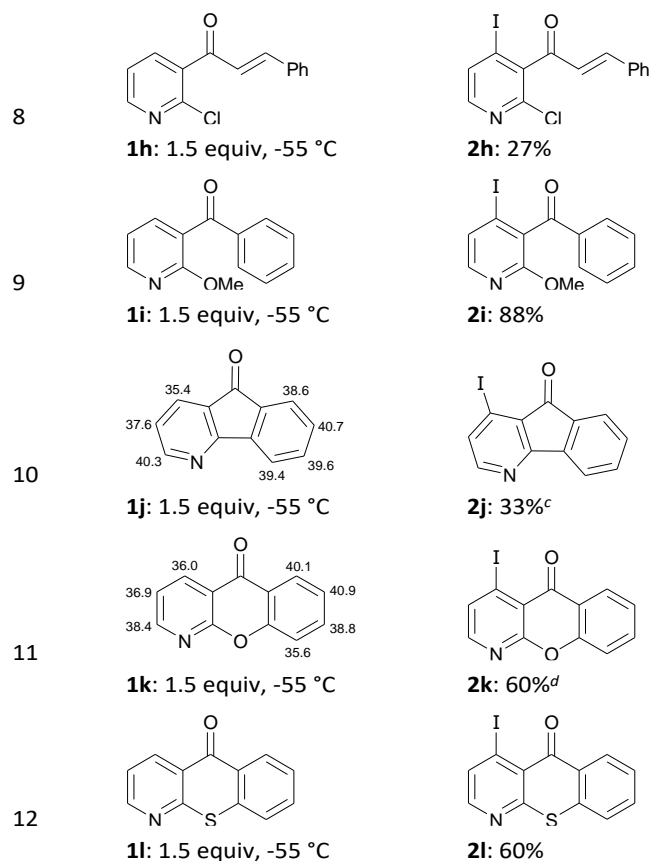
<sup>f</sup> Centre de Diffraction X, Institut des Sciences Chimiques de Rennes, UMR 6226, Université de Rennes 1-CNRS, Bâtiment 10B, Campus de Beaulieu, 35042 Rennes, France.

<sup>†</sup> Electronic supplementary information (ESI) available: General procedures, experimental procedures and compound characterizations, <sup>1</sup>H and <sup>13</sup>C NMR spectra of the new compounds, and X-ray crystallographic data. CCDC 1475309 (**2j'**), 1475009 (**2k'**) and 1475010 (**2n'**). For ESI and crystallographic data in CIF see DOI: 10.1039/x0xx00000x

The presence of a methoxy group at 2-position of 3-benzoylpyridine also had a positive impact on the course of the reaction since involving **1i** in the sequence furnished the iodo derivative **2i** in 88% yield (entry 9). Whereas this group does not acidify remote pyridine 4-position,<sup>13b</sup> it acts by making the pyridine ring less sensitive towards competitive nucleophilic attack. Indeed, based on the <sup>1</sup>H NMR chemical shifts in CDCl<sub>3</sub> of **1c** (8.12 and 8.82 ppm for H4 and H6, respectively) and **1i** (7.72 and 8.32 ppm for H4 and H6, respectively), one can predict as shown by Handy and Zhang<sup>18</sup> that the partial positive charges at C4 and C6 will be reduced for **1i**.

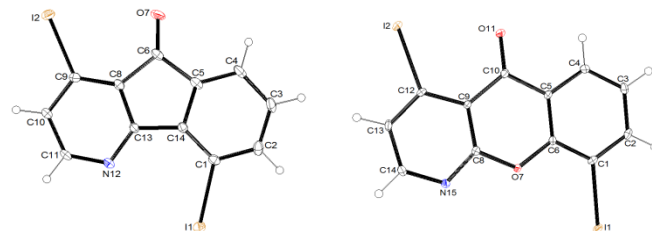
**Table 1** Substrates **1a-i**, calculated  $pK_a$ (THF) values for **1j** and **1k**, conditions used for the deprotonation-zincation, and iodinated aryl ketones **2a-i** obtained.

Entry	Substrate/n/temperature	Product/yield <sup>a</sup> (%)
1	 <b>1a</b> : 1.5 equiv, -30 °C	 <b>2a</b> : 50%
2	 <b>1b</b> : 2 equiv, -30 °C	 <b>2b</b> : 45% <sup>b</sup>
3	 <b>1c</b> : 1.5 equiv, -55 °C <b>1c</b> : 1.5 equiv, -70 °C	 <b>2c</b> : 30% <b>2c</b> : 37%
4	 <b>1d</b> : 1.5 equiv, -55 °C	 <b>2d</b> : 63%
5	 <b>1e</b> : 1.5 equiv, -55 °C	 <b>2e</b> : 73%
6	 <b>1f</b> : 1.5 equiv, -55 °C	 <b>2f</b> : 78%
7	 <b>1g</b> : 1.5 equiv, -55 °C	 <b>2g</b> : 70%



<sup>a</sup> Yield after purification by column chromatography. <sup>b</sup> 4-Benzoyl-3,5-diiodopyridine (**2b'**) was also obtained in 10% yield. <sup>c</sup> 1,5-Diiodo-4-azafluorenone (**2j'**) was also obtained in 20% yield. <sup>d</sup> 1,6-Diiodo-4-azaxanthone (**2k'**) was also obtained in 10% yield.

The behaviour of the ketones **1j-l**, possessing reduced flexibility on carbonyl direction, was similarly examined. 4-azafluorenone (**1j**) was converted to the 1-iodo derivative **2j** in a moderate yield, similar to that obtained from 3-benzoylpyridine (**1c**). In the case of **1j**, the phenyl ring was also attacked to a lesser extent at a position facing the pyridine nitrogen to afford the diiodide **2j'** (entry 10, Figure 1). In contrast with the reaction from **1j**, the sequence using 4-azaxanthone (**1k**) and 4-azathioxanthone (**1l**) provided the iodides **2k** and **2l** in higher 60% yields (entries 11 and 12).

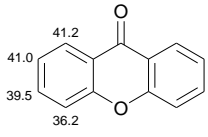
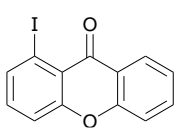
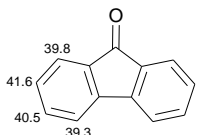
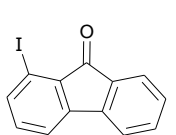
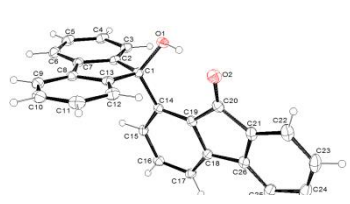


**Figure 1** ORTEP diagrams (30% probability) of compounds **2j'** and **2k'**.

In order to evaluate the scope of the method, we chose other aromatic substrates.<sup>19</sup> When compared with its 4-aza analogue **1k**, xanthone (**1m**) similarly led to the 1-iodo **2m** in 72% yield. On the contrary, as previously noted between **1j**

and **1k**, the reaction from **1n** was less efficient than from **1m**. Indeed, 1-iodofluorenone (**2n**) was obtained in 52% yield, but together with the ketone **2n'** (35% yield) resulting from an addition of the metallated product to **1n** (Scheme 1, Table 2). As organozincs hardly react with ketones, the product **2n'** could rather result from an addition of 1-lithiofluorenone to **1n** more rapid than its trapping by the zinc species. These results suggest that the carbonyl direction in the metallated derivative coming from **1n** is less prone to stabilize a 1-lithio compound than that from **1m**.

**Table 2** Substrates **1m** and **1n** and their calculated  $pK_a$ (THF) values, conditions used for the deprotonation-zincation, iodinated aryl ketones **2m** and **2n** obtained, and ORTEP diagram (30% probability) of compound **2n'**.

Entry	Substrate/n/temperature	Product/yield <sup>a</sup> (%)
1	 <b>1m</b> : 1.5 equiv, -55 °C	 <b>2m</b> : 72%
2	 <b>1n</b> : 1.5 equiv, -55 °C	 <b>2n</b> : 52%
	 <b>2n'</b> : 35%	

<sup>a</sup> Yield after purification by column chromatography.

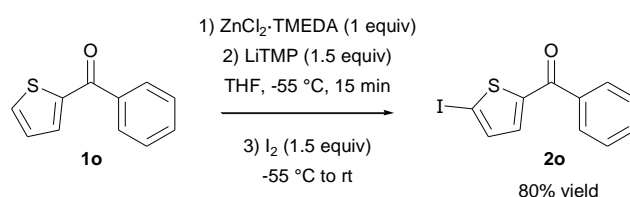
Interestingly, the deprotonation-*in situ* zincation could be combined with a subsequent Negishi cross-coupling reaction.<sup>20</sup> Thus, using catalytic amounts of  $PdCl_2$  as palladium source and 1,1'-diphenylphosphinoferrocene (dppf) as ligand with 2-chloropyridine<sup>12a</sup> allowed **2'm** to be formed from 9-xanthone (**1m**) in 76% yield (Scheme 1).

CH acidities are in general useful data to better understand deprotonation outcomes, in particular regarding regioselectivity issues. We thus calculated selected  $pK_a$  values in THF solution by means of quantum chemistry at the DFT B3LYP level of theory.<sup>13</sup> After geometry optimization and calculation of the vibrational frequencies by using the 6-31G(d) basis set, the single point energies were obtained using the 6-311+G(d,p) basis set. The solvent influence was treated through the polarized continuum model (PCM) with the default parameters for THF. Finally, the  $pK_a$  values were reached from the Gibbs energy of the homodesmotic reaction between the studied and probe heterocycles.

That both sets of CH acidity values for **1m** and **1n** are rather similar (Table 2) supports the role of the carbonyl direction on the course of the reaction through coordination.

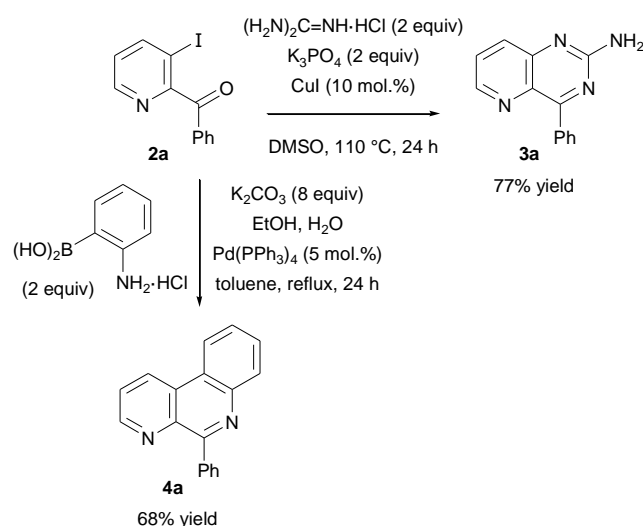
Analogously, the difference observed between the  $pK_a$  values of **1j** and **1k** is not significant enough to allow for a rationalization of the distinct yields noted, rather suggesting a more efficient stabilization of the metallated compound by the carbonyl group in the case of **1k** at the origin of the higher yield. Besides, the formation of dimetallated products from **1j** and **1k**, as demonstrated by isolation of **2j'** and **2k'** (Figure 1), could be favoured for the former by a nitrogen assistance and, for the latter, by a relatively low  $pK_a$  value (35.6) at the 6-position (Table 1).

Finally, when 2-benzoylthiophene (**1o**) was submitted to LiTMP in the presence of  $ZnCl_2$ -TMEDA as before, the reaction took place next to sulphur to afford after iodolysis the iodo derivative **2o** in 80% yield (Scheme 2).



**Scheme 2** Zincation of phenyl 2-thienyl ketone (**1o**) using LiTMP in the presence of  $ZnCl_2$ -TMEDA followed by iodolysis to afford the iodinated 2-thienyl ketone **2o**.

To move towards nitrogen-containing derivatives of biological interest, 2-benzoyl-3-iodopyridine (**2a**) was involved in further reactions (Scheme 3). A catalyst-base system was first optimized to perform guanidine copper-catalysed *N*-arylation.<sup>21</sup> Upon treatment with  $K_3PO_4$  as base and CuI as catalyst source in the presence of DMSO, the iodide **2a** was converted to the pyrido[3,2-*d*]pyrimidine **3a** in 77% yield. Besides, cyclizing Suzuki coupling<sup>22</sup> was performed from the ketone **2a** and 2-aminophenylboronic acid under palladium catalysis to provide 5-phenylbenzo[*f*][1,7]naphthyridine (**4a**)<sup>23</sup> in 68% yield.



**Scheme 3** Conversion of 2-benzoyl-3-iodopyridine (**2a**) to derivatives of biological interest.

In summary, we have reported a short and simple access to iodinated aryl ketones. Additionally, transition metal-mediated reactions occurring with cyclization led to elaborated scaffolds. Applications towards the synthesis of libraries of compounds for biological evaluation are currently under investigation in our laboratory.

We thank the Ministère de l'Enseignement supérieur et de la Recherche scientifique Algérien (M. H.), the Centre national de la recherche scientifique and the Institut Universitaire de France (F. M.). We acknowledge FEDER funds (D8 VENTURE Bruker AXS diffractometer) and Thermo Fisher (generous gift of 2,2,6,6-tetramethylpiperidine). This research has been partly performed as part of the CNRS PICS project "Bimetallic synergy for the functionalization of heteroaromatics".

## Notes and references

- 1 T. Eicher, S. Hauptmann and A. Speicher, *The Chemistry of Heterocycles*, 2<sup>nd</sup> ed.; Wiley-VCH: New York, 2003.
- 2 See for example: (a) M. Kim and J. Y. Lee, *Chem. Asian J.*, 2012, **7**, 899; (b) H.-W. Lin, C.-W. Lu, L.-Y. Lin, Y.-H. Chen, W.-C. Lin, K.-T. Wong and F. Lin, *J. Mater. Chem. A*, 2013, **1**, 1770.
- 3 (a) N. Marquise, V. Dorcet, F. Chevallier and F. Mongin, *Org. Biomol. Chem.*, 2014, **12**, 8138; (b) D.-W. Gao, C. Zheng, Q. Gu and S.-L. You, *Organometallics*, 2015, **34**, 4618.
- 4 (a) F. Marsais, F. Trécourt, P. Bréant and G. Queguiner, *J. Heterocycl. Chem.*, 1988, **25**, 81; (b) G. A. Eller, V. Wimmer, A. W. Haring and W. Holzer, *Synthesis*, 2006, 4219.
- 5 (a) M. Y. Platts, C. G. Barber, J.-Y. Chiva, R. L. Eastwood, D. R. Fenwick, K. A. Paradowski and D. C. Blakemore, *Tetrahedron Lett.*, 2011, **52**, 512; (b) S. Massari, B. Mercorelli, L. Sancineto, S. Sabatini, V. Cecchetti, G. Griboaldo, G. Palu, C. Pannecouque, A. Loregian and O. Tabarrini, *ChemMedChem*, 2013, **8**, 1403.
- 6 (a) K. Kobayashi, T. Kozuki and H. Konishi, *Heterocycles*, 2009, **78**, 2993; (b) K. Kobayashi, T. Suzuki and Y. Egara, *Helv. Chim. Acta*, 2013, **96**, 69.
- 7 (a) E. Bisagni, M. Rautureau and C. Huel, *Heterocycles*, 1989, **29**, 1815; (b) M. Atobe, K. Naganuma, M. Kawanishi, A. Morimoto, K.-i. Kasahara, S. Ohashi, H. Suzuki, T. Hayashi and S. Miyoshi, *Bioorg. Med. Chem. Lett.*, 2014, **24**, 1327.
- 8 E. J. Hanan, R. V. Fucini, M. J. Romanowski, R. A. Elling, W. Lew, H. E. Purkey, E. C. VanderPorten and W. Yang, *Bioorg. Med. Chem. Lett.*, 2008, **18**, 5186.
- 9 (a) H. W. Gschwend and H. R. Rodriguez, *Org. React.*, 1979, **26**, 1; (b) P. Beak and V. Snieckus, *Acc. Chem. Res.*, 1982, **15**, 306; (c) V. Snieckus, *Chem. Rev.*, 1990, **90**, 879; (d) T. G. Gant and A. I. Meyers, *Tetrahedron*, 1994, **50**, 2297; (e) M. Schlosser, *Organometallics in Synthesis*, 2002, 2nd ed. (Ed.: M. Schlosser).
- 10 (a) G. Queguiner, F. Marsais, V. Snieckus and J. Epszajn, *Adv. Heterocycl. Chem.*, 1991, **52**, 187; (b) F. Mongin and G. Queguiner, *Tetrahedron*, 2001, **57**, 4059; (c) M. Schlosser and F. Mongin, *Chem. Soc. Rev.*, 2007, **36**, 1161.
- 11 (a) R. E. Mulvey, *Acc. Chem. Res.*, 2009, **42**, 743; (b) B. Haag, M. Mosrin, H. Ila, V. Malakhov and P. Knochel, *Angew. Chem. Int. Ed.*, 2011, **50**, 9794; (c) F. Mongin and A. Harrison-Marchand, *Chem. Rev.*, 2013, **113**, 7563. A few carbonyl-containing five-membered heteroaromatics proved compatible: (d) W. Lin, O. Baron and P. Knochel, *Org. Lett.*, 2006, **8**, 5673; (e) S. H. Wunderlich and P. Knochel, *Angew. Chem. Int. Ed.*, 2007, **46**, 7685; (f) M. Mosrin and P. Knochel, *Org. Lett.*, 2009, **11**, 1837; (g) T. Bresser, M. Mosrin, G. Monzon and P. Knochel, *J. Org. Chem.*, 2010, **75**, 4686.
- 12 (a) J. M. L'Helgoual'ch, A. Seggio, F. Chevallier, M. Yonehara, E. Jeanneau, M. Uchiyama and F. Mongin, *J. Org. Chem.*, 2008, **73**, 177; (b) P. García-Álvarez, R. E. Mulvey and J. A. Parkinson, *Angew. Chem. Int. Ed.*, 2011, **50**, 9668.
- 13 For previous examples in the pyridine series, see: (a) K. Snégaroff, T. T. Nguyen, N. Marquise, Y. S. Halauko, P. J. Harford, T. Roisnel, V. E. Matulis, O. A. Ivashkevich, F. Chevallier, A. E. H. Wheatley, P. C. Gros and F. Mongin, *Chem. Eur. J.*, 2011, **17**, 13284; (b) M. Hedidi, G. Bentabed-Ababsa, A. Derdour, Y. S. Halauko, O. A. Ivashkevich, V. E. Matulis, F. Chevallier, T. Roisnel, V. Dorcet and F. Mongin, *Tetrahedron*, 2016, **72**, 2196.
- 14 M. A. Fuentes, A. R. Kennedy, R. E. Mulvey, J. A. Parkinson, T. Rantanen, S. D. Robertson and V. Snieckus, *Chem. Eur. J.*, 2015, **21**, 14812.
- 15 M. R. Becker and P. Knochel, *Angew. Chem. Int. Ed.*, 2015, **54**, 12501.
- 16 For Lewis acid-catalysed nucleophilic additions at C4 onto 3-substituted pyridines, see: Q. Chen, X. Mollat du Jourdin and P. Knochel, *J. Am. Chem. Soc.*, 2013, **135**, 4958.
- 17 T. T. Nguyen, N. Marquise, F. Chevallier and F. Mongin, *Chem. Eur. J.*, 2011, **17**, 10405.
- 18 S. T. Handy and Y. Zhang, *Chem. Commun.*, 2006, 299.
- 19 Concerning the deprotonation of benzophenone using a lithium-cadmium base, see: K. Snégaroff, J. M. L'Helgoual'ch, G. Bentabed-Ababsa, T. T. Nguyen, F. Chevallier, M. Yonehara, M. Uchiyama, A. Derdour and F. Mongin, *Chem. Eur. J.*, 2009, **15**, 10280.
- 20 On the topic, see: (a) E. Negishi, A. O. King and N. Okukado, *J. Org. Chem.*, 1977, **42**, 1821; (b) E. Negishi, *Acc. Chem. Res.*, 1982, **15**, 340.
- 21 For reviews on the topic, see: (a) F. Monnier and M. Taillefer, *Angew. Chem. Int. Ed.*, 2009, **48**, 6954; (b) I. P. Beletskaya and A. V. Cheprakov, *Organometallics*, 2012, **31**, 7753.
- 22 For reviews on the topic, see: (a) N. Miyaura and A. Suzuki, *Chem. Rev.*, 1995, **95**, 2457; (b) S. Kotha, K. Lahiri and D. Kashinath, *Tetrahedron*, 2002, **58**, 9633.
- 23 Y.-F. Chen and J.-C. Hsieh, *Org. Lett.*, 2014, **16**, 4642.