



PRESSURE BROADENING AND SHIFTING COEFFICIENTS AS TESTS OF H₂(D₂)-He POTENTIAL ENERGY SURFACES

Franck Thibault, P Wcislo, R Ciurylo

► To cite this version:

Franck Thibault, P Wcislo, R Ciurylo. PRESSURE BROADENING AND SHIFTING COEFFICIENTS AS TESTS OF H₂(D₂)-He POTENTIAL ENERGY SURFACES. The 24th Colloquium on High Resolution Molecular Spectroscopy HRMS 2015, Aug 2015, Dijon, France. 2013. hal-01263187

HAL Id: hal-01263187

<https://hal.science/hal-01263187>

Submitted on 1 Feb 2016

HAL is a multi-disciplinary open access archive for the deposit and dissemination of scientific research documents, whether they are published or not. The documents may come from teaching and research institutions in France or abroad, or from public or private research centers.

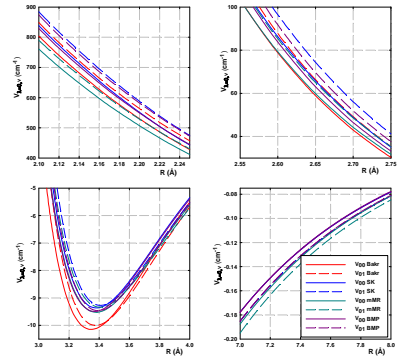
L'archive ouverte pluridisciplinaire **HAL**, est destinée au dépôt et à la diffusion de documents scientifiques de niveau recherche, publiés ou non, émanant des établissements d'enseignement et de recherche français ou étrangers, des laboratoires publics ou privés.

PRESSURE BROADENING AND SHIFTING COEFFICIENTS AS TESTS OF H₂-He POTENTIAL ENERGY SURFACES

We have used the Schaefer and Köhler¹ (SK), the modified Muchnick and Russek² (MR), the Boothroyd, Martin and Peterson³ (BMP), and the Bakr, Smith and Patkowski⁴ H₂-He potential energy surfaces in order to calculate, using the close coupling method, pressure broadening and shifting coefficients. The helium pressure broadening and shifting generalized cross sections of the isotropic raman Q(1) lines of the fundamental of D₂ and H₂ as well as the purely rotational Stokes S₀(1) line of H₂ were computed. We have decomposed the pressure broadening cross-sections in a purely inelastic and a purely dephasing, including a vibrational one for the Q lines, contributions. Such a decomposition allows us to better understand the main differences that exist between these potentials. The old Schaefer and Köhler PES and the most recent one, namely the Bakr et al PES, give close results in quite good agreement with available experimental data.

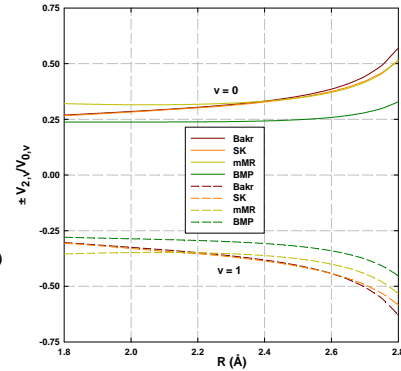
1. PESs used

Comparison of the isotropic components in v=0 and in v=1 (j=j'=0, no centrifugal distortion):



$$V(r, R, \theta) = \sum_{\lambda, \mu} V_{\lambda}(r, R) P_{\lambda}(\cos \theta)$$

Comparison of the ratio of the first anisotropic Component to the isotropic one in v=0 and v=1:



$$V_{\lambda, \nu j, j'}(R) = \int dr \chi_{\nu j}(r) V_{\lambda}(r, R) \chi_{\nu j'}(r)$$

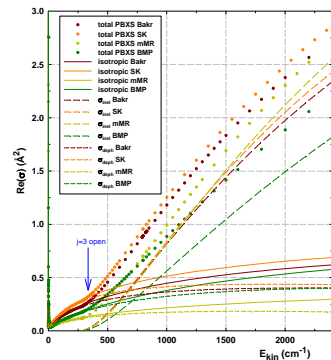
The modified MR PES shows the less differences in its isotropic parts in v=0 and v=1 while the SK PES shows the most differences. The modMR PES differs significantly from the others at long range. The BMP PES is the less anisotropic PES.

2. Pressure broadening and shifting cross-sections and coefficients

$$\sigma^{(n)}(\mathbf{v}_i \mathbf{j}_i \mathbf{v}_f \mathbf{j}_f; \mathbf{E}_{kin}) = \sigma_{inelastic}(\mathbf{v}_i \mathbf{j}_i \mathbf{v}_f \mathbf{j}_f; \mathbf{E}_{kin}) + \sigma_{dephasing}(\mathbf{v}_i \mathbf{j}_i \mathbf{v}_f \mathbf{j}_f; \mathbf{E}_{kin}) \quad \sigma_{PB}^{(n)}(if; \mathbf{E}_{kin}) = \text{Re}(\sigma^{(n)}(if; \mathbf{E}_{kin})) \quad \sigma_{PS}^{(n)}(if; \mathbf{E}_{kin}) = \text{Im}(\sigma^{(n)}_{dephasing}(if; \mathbf{E}_{kin}))$$

$$\sigma_{inelastic}(\mathbf{v}_i \mathbf{j}_i \mathbf{v}_f \mathbf{j}_f; \mathbf{E}_{kin}) = \frac{1}{2} \left(\sum_{\mathbf{j}_i, \mathbf{j}_f} \sigma(\mathbf{v}_i \mathbf{j}_i \rightarrow \mathbf{v}_f \mathbf{j}_f; \mathbf{E}_{kin}) + \sum_{\mathbf{j}_i, \mathbf{j}_f} \sigma(\mathbf{v}_i \mathbf{j}_i \rightarrow \mathbf{v}_f \mathbf{j}_f; \mathbf{E}_{kin}) \right) \quad \gamma + i\delta = n_b \bar{v} \left(\frac{1}{k_B T} \right)^2 \int d\mathbf{E}_{kin} \mathbf{E}_{kin} \exp(-\mathbf{E}_{kin} / k_B T) \sigma^{(n)}(if; \mathbf{E}_{kin})$$

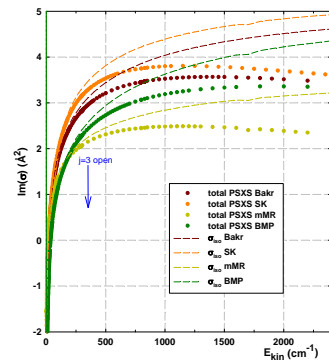
3. Raman isotropic Q(1) line of the fundamental band of D₂



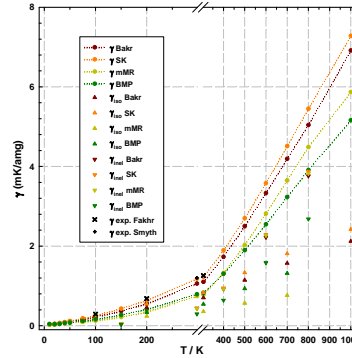
Contributions to the cross-sections

widths:
total
inelastic
elastic dephasing
vibrational dephasing (ΔV_{iso})

shifts:
total
vibrational dephasing (ΔV_{iso})



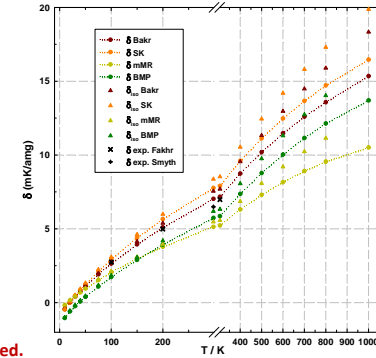
Pressure broadening coefficients of the Q(1) of D₂ in He



At low T most of the broadening and shifting arise from the isotropic parts but as T increases the effects of the anisotropy and related inelastic collisions increase.

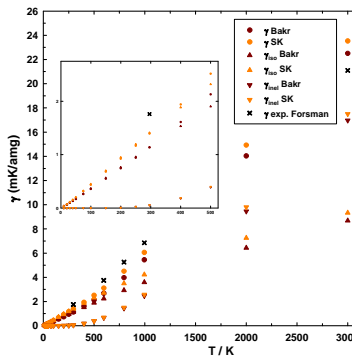
The modMR and BMP PESs are rejected.

Pressure shifting coefficients of the Q(1) of D₂ in He



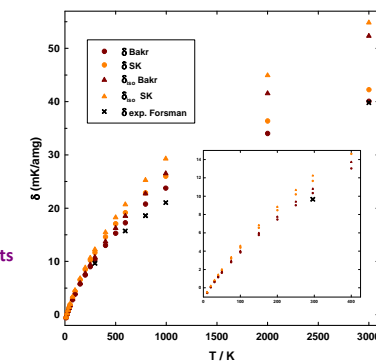
4. Raman isotropic Q(1) line of the fundamental band of H₂ in He

Pressure broadening coefficients of the Q(1) of H₂ in He



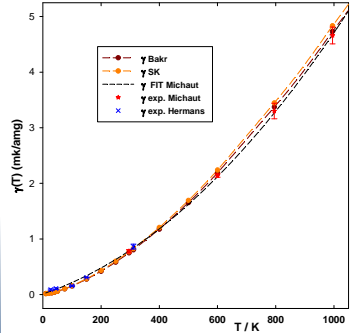
The SK PES gives better agreement with the experimental? PB coefficients while the Bakr PES provides better agreement for the PS coefficients.

Pressure shifting coefficients of the Q(1) of H₂ in He



5. Stokes S₀(1) line of H₂ in He

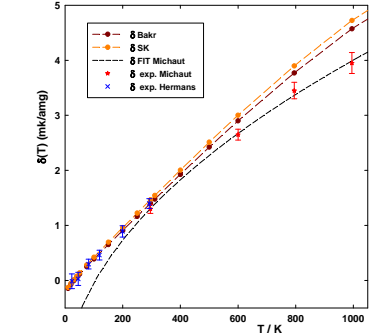
Pressure broadening coefficients



In this case it is important to take into account the centrifugal distortion especially for the shifts.

The SK and Bakr et al PESs lead to very close results in good agreement with the experimental values^{8,9} over the full range of T.

Pressure shifting coefficients



Work in progress proves that the relative differences between PB coefficients derived with the SK and Bakr PESs are smaller than relative differences between coefficients taking into account inhomogeneous broadening or not. Including the inhomogeneous mechanism leads to much better agreement with observed widths.

[1] J. Schaefer and W.E. Köhler, Physica A 129, 469 (1985)
[2] P. Muchnick and A. Russek, J. Chem. Phys. 100, 4336 (1994)
[3] A.I. Boothroyd, P.G. Martin, M.R. Peterson, J. Chem. Phys. 119, 3187 (2003)
[4] B.W. Bakr, D.G.A. Smith, K. Patkowski, J. Chem. Phys. 139, 144305 (2013)

[5] S.H. Fakhri-Eslam, G.D. Sheldon, P.M. Sinclair, J.R. Drummond, A.D. May, J.Q.S.R.T. 68, 377 (2001)
[6] K.C. Smyth, G.J. Rosasco, W.S. Hurst, J. Chem. Phys. 87, 1001 (1987)
[7] J.W. Forsman, J. Bonamy, D. Robert, J.-Ph. Berger, R. Saint-Loup, H. Berger, Phys. Rev. A. 52, 2652 (1995)
[8] P.W. Hermans, A. Van Die, H.F.P. Knaap, J.J.M. Beenakker, Physica A 122, 233 (1985)
[9] X. Michaut, R. Saint-Loup, H. Berger, M.-L. Dubernet, J. Bonamy, D. Robert, J. Chem. Phys. 109, 951 (1998)