



HAL
open science

Azine and Diazine Functionalization Using 2,2,6,6-Tetramethylpiperidino-Based Lithium–Metal Combinations: Application to the Synthesis of 5,9-Disubstituted Pyrido[3',2':4,5]pyrrolo[1,2-c] pyrimidines

Nada Marquise, Tan Tai Nguyen, Floris Chevallier, Laurent Picot, Valérie Thiéry, Olivier Lozach, Stéphane Bach, Sandrine Ruchaud, Florence Mongin

► **To cite this version:**

Nada Marquise, Tan Tai Nguyen, Floris Chevallier, Laurent Picot, Valérie Thiéry, et al.. Azine and Diazine Functionalization Using 2,2,6,6-Tetramethylpiperidino-Based Lithium–Metal Combinations: Application to the Synthesis of 5,9-Disubstituted Pyrido[3',2':4,5]pyrrolo[1,2-c] pyrimidines. SYN-LETT, 2015, 26 (20), pp.2811-2816. 10.1055/s-0035-1560496 . hal-01248092

HAL Id: hal-01248092

<https://univ-rennes.hal.science/hal-01248092v1>

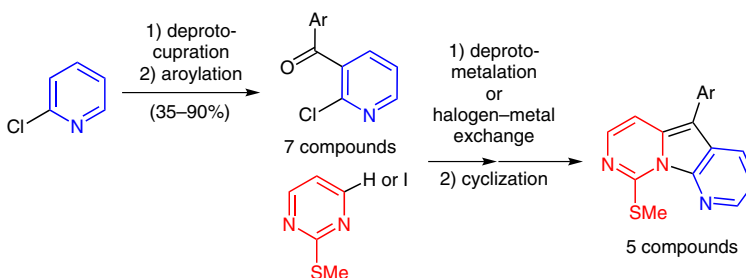
Submitted on 4 Jan 2016

HAL is a multi-disciplinary open access archive for the deposit and dissemination of scientific research documents, whether they are published or not. The documents may come from teaching and research institutions in France or abroad, or from public or private research centers.

L'archive ouverte pluridisciplinaire **HAL**, est destinée au dépôt et à la diffusion de documents scientifiques de niveau recherche, publiés ou non, émanant des établissements d'enseignement et de recherche français ou étrangers, des laboratoires publics ou privés.

Azine and Diazine Functionalization Using 2,2,6,6-Tetramethylpiperidino-Based Lithium–Metal Combinations: Application to the Synthesis of 5,9-Disubstituted Pyrido[3',2':4,5]pyrrolo[1,2-c]pyrimidines

Nada Marquise^a
 Tan Tai Nguyen^a
 Floris Chevallier^a
 Laurent Picot^b
 Valérie Thiéry^{*b}
 Olivier Lozach^c
 Stéphane Bach^{*c}
 Sandrine Ruchaud^c
 Florence Mongin^{*a}



^a Equipe Chimie et Photonique Moléculaires, Institut des Sciences Chimiques de Rennes, UMR 6226, CNRS-Université de Rennes 1, Bâtiment 10A, Case 1003, Campus de Beaulieu, 35042 Rennes, France

florence.mongin@univ-rennes1.fr

^b Laboratoire Littoral Environnement et Sociétés, UMRI CNRS 7266, Université de La Rochelle, 17042 La Rochelle, France

valerie.thiery@univ-lr.fr

^c USR 3151, CNRS-Université Pierre et Marie Curie, Kinase Inhibitor Specialized Screening Facility, KISSf, Station Biologique, 29680 Roscoff, France

bach@sb-roscoff.fr

Received: 09.07.2015

Accepted after revision: 18.09.2015

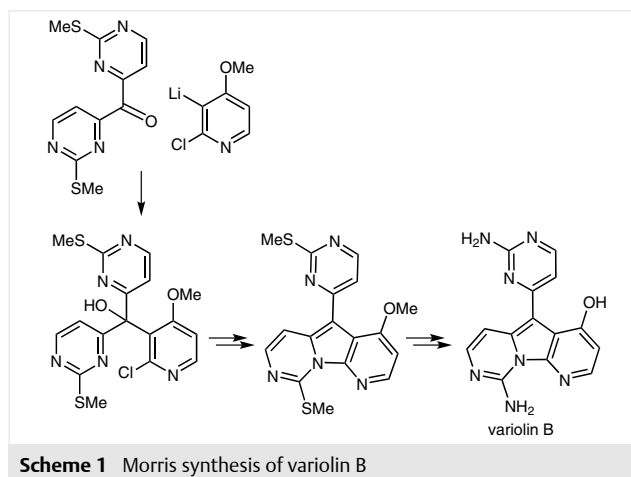
Published online: 30.09.2015

DOI: 10.1055/s-0035-1560496; Art ID: st-2015-s0524-c

Abstract The synthesis of triaryl methanols was investigated by reacting different 4-metalated 2-substituted pyrimidines with diaryl ketones, the latter being generated by deprotocupration–arylation of azine and diazine substrates. Cyclization of the triaryl methanols thus obtained afforded pyrido[3',2':4,5]pyrrolo[1,2-c]pyrimidines, which were evaluated for kinase inhibition and antiproliferative activities in melanoma cells.

Key words diaryl ketone, pyrimidine, deprotometalation, mixed-metal amide, variolin analogue

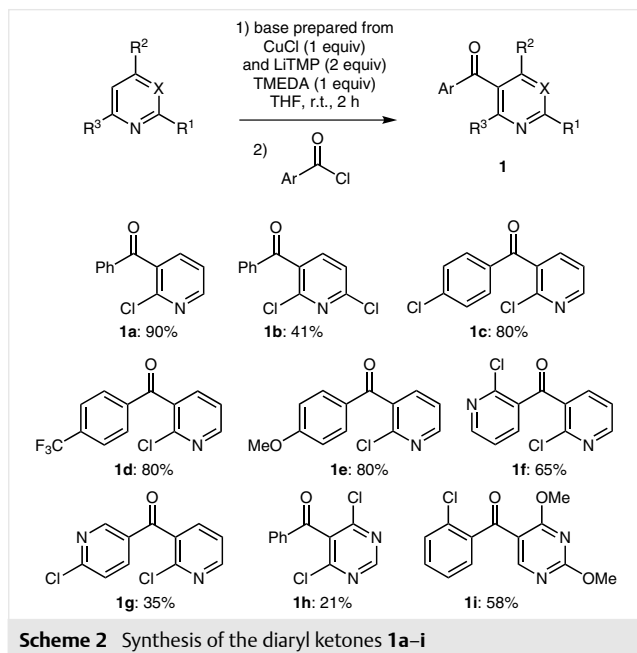
Variolins are a family of marine alkaloids isolated from the Antarctic sponge *Kirkpatrickia variolosa*.¹ Among them, variolin B is a tricyclic system bearing a substituent at the 5-position endowed with biological properties such as anti-tumor and antiviral.^{1a,2} Several total syntheses of variolin B and analogues have been reported.^{2b,3} In the convergent synthesis of Morris,^{3b,3h,4} the key step involves the tandem deoxygenation–cyclization of a triaryl methanol, the latter being for example obtained by reaction of 2-chloro-3-lithio-4-methoxy-pyridine on a symmetrical ketone (Scheme 1).



Scheme 1 Morris synthesis of variolin B

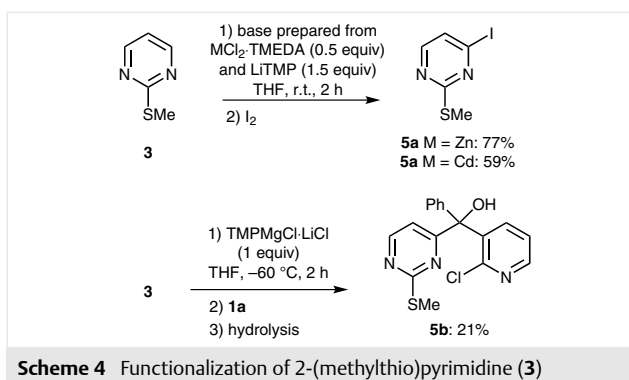
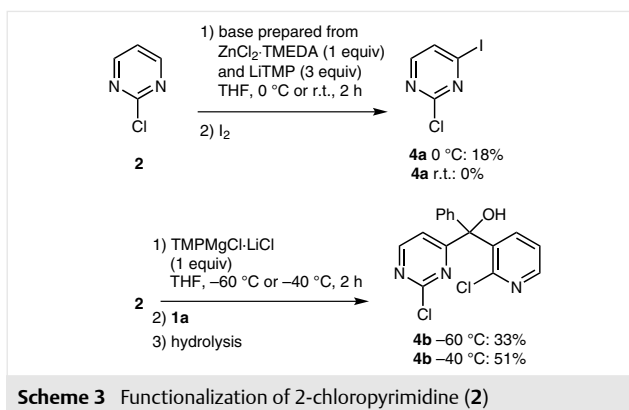
Because of our interest in the synthesis of diaryl ketones by deprotocupration–arylation,⁵ we decided to evaluate the reactivity of these ketones toward different 4-metalated 2-substituted pyrimidines in order to reach different triaryl methanols. Thus, the required diaryl ketones were prepared from azines or diazines as reported previously.⁵ The latter were deprotocuprated at room temperature in tetrahydrofuran (THF) containing *N,N,N',N'*-tetramethylethylenediamine (TMEDA) by using (TMP)₂CuLi·LiCl (TMP = 2,2,6,6-tet-

ramethylpiperidino), prepared in situ from CuCl and LiTMP (2 equiv). Trapping with aryl chlorides after two hours furnished the compounds **1a–i** (Scheme 2).



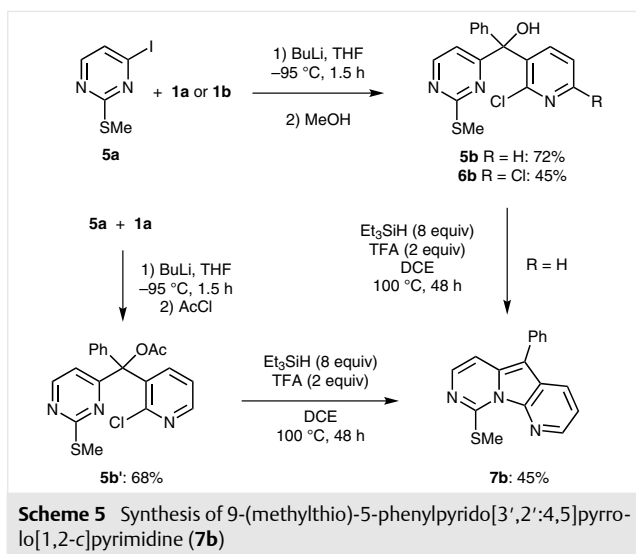
We next considered the formation of 4-methylated 2-chloropyrimidine from **2** and its trapping. The pyrimidine **2** being prone to nucleophilic attacks,⁶ we first tried to use the base prepared in situ by mixing ZnCl₂·TMEDA and LiTMP in a 1:3 ratio,⁷ and supposed to be a 1:1 LiTMP·2LiCl(±TMEDA)–Zn(TMP)₂ mixture.⁸ It proved not appropriate, with the iodide **4a** isolated in a low 18% yield when the deprotonation step was performed at 0 °C and only degradation noticed at higher temperatures. TMPMgCl·LiCl being a suitable base for **2** in THF at –60 °C, as evidenced by subsequent iodolysis after two hours,⁹ we thus employed it in order to attempt the interception of the deprotonated species with the ketone **1a**. The expected triaryl methanol **4b** was obtained in a moderate 33% yield by carrying out the reaction at –60 °C, but its formation could be improved with a deprotonation step at –40 °C (Scheme 3).

4-Methylated derivatives of 2-(methylthio)pyrimidine (**3**) could be formed at room temperature in THF by using either the previous lithium–zinc base or the corresponding lithium–cadmium base, prepared in situ by mixing CdCl₂·TMEDA (0.5 equiv) and LiTMP (1.5 equiv).¹⁰ This was evidenced by iodolysis to afford **5a** in correct yields. When TMPMgCl·LiCl was employed at –60 °C, the alcohol **5b** resulting from a quenching with the ketone **1a** was obtained in a moderate 21% yield (Scheme 4).



To reach the triaryl methanols, it also proved possible to involve the iodide **5a** in a butyllithium-mediated halogen–metal exchange reaction in the presence of the ketone **1a** or **1b**. Performing this reaction in the THF at –95 °C, as previously documented by Morris,^{3b,h,4} led to the alcohol **5b** or **6b** in 72% or 45% yield, respectively. Replacing methanol quenching with acetyl chloride afforded the corresponding acetate **5b'**. Finally, treating both **5b** and **5b'** with triethylsilane and trifluoroacetic acid at 100 °C in 1,2-dichloroethane furnished the phenyl-substituted tricycle **7b** in 45% yield (Scheme 5). Because no improvement was here noted by using the acetate **5b'** as intermediate,⁴ we kept the sequence involving triaryl methanols for the rest of the study.

In order to prepare analogues of 9-(methylthio)-5-phenylpyrido[3',2':4,5]pyrrolo[1,2-c]pyrimidine (**7b**), we aimed at synthesizing various triaryl methanols (Table 1). When 2-chloro-4-iodopyrimidine (**4a**) was involved instead of **5a** in the reaction with **1a**, a lower 24% yield was noticed (Table 1, entries 1 and 2). With the other aryl(2-chloro-3-pyridyl)methanones **1c–e**, the expected alcohols were isolated in yields ranging from 52–70% (Table 1, entries 3–5). The position of chlorine on the (2-chloro-3-pyridyl)(chloro-3-pyridyl)methanone is an important parameter for the success of the reaction. Indeed, whereas a good 75% yield was registered by using **1f** (compound **5f**, Table 1, entry 6), a complex mixture without the expected derivative togeth-



er with starting material was obtained from **1g** (Table 1, entry 7). With the ketones **1h** and **1i** bearing a pyrimidyl group, things become difficult, probably in relation with ring sensitivity to nucleophilic attacks; as a consequence, the alcohol **5i** was the only to be formed, in a very low 8% yield (Table 1, entries 8 and 9).

Table 1 Synthesis of the Triaryl Methanols **4b** and **5b–i**

Reaction: **5a** + **1** → **4b** or **5b–i**
 Conditions: 1) BuLi, THF, -95 °C, 1.5 h; 2) hydrolysis

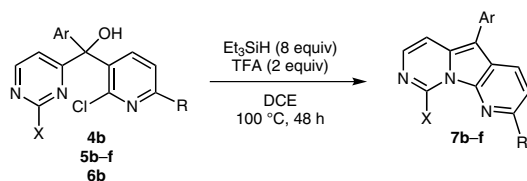
4a: X = Cl
 5a: X = SMe

Entry	Substrate X	1	Product	Yield (%)
1	4a Cl	1a	4b	24
2	5a SMe	1a	5b	72
3	5a SMe	1c	5c	70

Table 1 (continued)

Entry	Substrate X	1	Product	Yield (%)
4	5a SMe	1d	5d	59
5	5a SMe	1e	5e	52
6	5a SMe	1f	5f	75
7	5a SMe	1g	5g	0
8	5a SMe	1h	5h	0
9	5a SMe	1i	5i	8

In order to progress toward the corresponding 5-aryl tricycles, the triaryl methanols were submitted to the action of triethylsilane and trifluoroacetic acid as before (Table 2). Under these conditions, the targets **7b–f** were generated in moderate yields (Table 2, entries 2–6). No cyclization was noticed from the dichloride **4b** (Table 2, entry 1). Similarly, cyclization of the dichloride **6b** did not take place under the conditions used (Table 2, entry 7). In both cases, starting material was recovered.

Table 2 Synthesis of the Tricycles **7b–f**

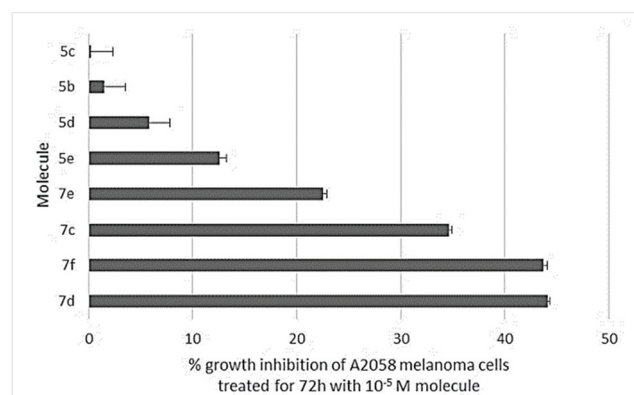
Entry	Substrate X, R	Product	Yield (%)
1	4b Cl, H	 7a	0 ^a
2	5b SMe, H	 7b	45
3	5c SMe, H	 7c	23
4	5d SMe, H	 7d	36
5	5e SMe, H	 7e	18
6	5f SMe, H	 7f	21
7	6b SMe, Cl	 7g	0 ^a

^a Only starting material was recovered.

Variolin B was characterized as a potent inhibitor of cyclin-dependent kinases (CDK), key actors involved notably in the regulation of the cell-division cycle, programmed cell-death by apoptosis, transcription as well as differentiation.^{2a} This chemical scaffold was consequently used to design new inhibitors of CDK.¹¹ In this study we thus tested the new derivatives on a panel of nine protein kinases including CDK5: *HsAurora B*, *HsCDK5/p25*, *HsRIPK3* (receptor interacting protein kinase), *HsHaspin*; porcine (*Sus scrofa*) *SsGSK-3* (glycogen synthase kinase-3) and *SsCK1* (casein kinase 1); kinases from the protozoan parasites, *Leishmania major* *LmCK1*, *Plasmodium falciparum* *PfGSK-3*, and from *Leishmania donovani* *LdTLK* (*tousled-like kinase*). These kinases were not significantly affected by the tested chemical compounds (**5b–e** and **7c–f**) with none of the molecules causing more than 50% inhibition of enzymatic activity at 10^{-5} M.

The antiproliferative activity of the 5,9-disubstituted pyrido[3',2':4,5]pyrrolo[1,2-c]pyrimidines **5b–e** and **7c–f** was studied in the A2058 (ATCC® CRL-11147) melanoma cell line (Figure 1). A2058 are highly invasive human epithelial adherent melanoma cells, derived from lymph nodes metastatic cells obtained from a 43 years male patient. They are tumorigenic at 100% frequency in nude mice and considered as very resistant to anticancer drugs.

The compounds **5** exerted low antiproliferative activity in A2058 melanoma cells, with 0–13% growth inhibition in cells treated for 72 h at 10^{-5} M. In contrast, the compounds **7** exhibited 23–44% growth inhibition and were considered as moderately antiproliferative. This activity was not correlated to CDK inhibition, as all molecules were inactive at 10^{-5} M in the CDK inhibition assay. Because of the presence of the sp^3 carbon, the compounds **5** are not planar in contrast to the compounds **7**. This observation indicates that the planar structure improves the antiproliferative activity and suggests that the cytotoxicity of these new compounds may be related to a DNA intercalating activity, as previously reported with variolin analogues.^{1a,b} The nature of the ring

**Figure 1** Antiproliferative activity of the compounds **5b–e** and **7c–f** in A2058 human melanoma cells grown for 72 h in a cell-culture medium containing 10^{-5} M molecule

connected to the tricycle also plays an important role, as the absence of cycle leads to a complete loss of activity, as observed with variolin D.^{1c} Moreover, the presence of ring nitrogens or/and amino function is also critical for CDK inhibition.^{2a}

As a conclusion, 2-substituted pyrimidines could be functionalized at their 4-position by using a lithium–metal TMP-based deprotonating agent.^{12–14} The triaryl methanols obtained either after subsequent quenching, or through iodine–lithium exchange with in situ ketone trap, were cyclized to afford new pyrido[3',2':4,5]pyrrolo[1,2-c]pyrimidines.

Acknowledgment

We gratefully acknowledge financial support from the Institut Universitaire de France (to F.M.), MESR of France (to T.T.N.), Rennes Métropole, and French Cancer League (Comité 17). We also thank the Cancéropôle Grand Ouest (axis: natural sea products in cancer treatment) for scientific support and Biogenouest (Western France life science and environment core facility network) for supporting KISSf screening facility. S.B. is supported by ANR/Investissements d'Avenir program by means of the OCEANOMICS project (grant # ANR-11-BTBR-0008). F.M. thanks Thermo Fisher for generous gift of 2,2,6,6-tetramethylpiperidine. We thank Edouard Dean for his contribution to the synthesis experimental work.

Supporting Information

Supporting information for this article is available online at <http://dx.doi.org/10.1055/s-0035-1560496>.

References and Notes

- (1) (a) Perry, N. B.; Ettouati, L.; Litaudon, M.; Blunt, J. W.; Munro, M. H. G.; Parkin, S.; Hope, H. *Tetrahedron* **1994**, *50*, 3987. (b) Trimurtulu, G.; Faulkner, D. J.; Perry, N. B.; Ettouati, L.; Litaudon, M.; Blunt, J. W.; Munro, M. H. G.; Jameson, G. B. *Tetrahedron* **1994**, *50*, 3993. (c) Walker, S. R.; Carter, E. J.; Huff, B. C.; Morris, J. C. *Chem. Rev.* **2009**, *109*, 3080.
- (2) (a) Simone, M.; Erba, E.; Damia, G.; Vikhanskaya, F.; Di Francesco, A. M.; Riccardi, R.; Bailly, C.; Cuevas, C.; Fernandez Sousa-Faro, J. M.; D'Incalci, M. *Eur. J. Cancer* **2005**, *41*, 2366. (b) Fresneda, P. M.; Delgado, S.; Francesch, A.; Manzanares, I.; Cuevas, C.; Molina, P. *J. Med. Chem.* **2006**, *49*, 1217.
- (3) (a) Alvarez, M.; Fernandez, D.; Joule, J. A. *Tetrahedron Lett.* **2001**, *42*, 315. (b) Anderson, R. J.; Morris, J. C. *Tetrahedron Lett.* **2001**, *42*, 8697. (c) Molina, P.; Fresneda, P. M.; Delgado, S.; Bleda, J. A. *Tetrahedron Lett.* **2002**, *43*, 1005. (d) Molina, P.; Fresneda, P. M.; Delgado, S. *J. Org. Chem.* **2003**, *68*, 489. (e) Ahaidar, A.; Fernandez, D.; Danelon, G.; Cuevas, C.; Manzanares, I.; Albericio, F.; Joule, J. A.; Alvarez, M. *J. Org. Chem.* **2003**, *68*, 10020. (f) Ahaidar, A.; Fernandez, D.; Perez, O.; Danelon, G.; Cuevas, C.; Manzanares, I.; Albericio, F.; Joule, J. A.; Alvarez, M. *Tetrahedron Lett.* **2003**, *44*, 6191. (g) Mendiola, J.; Baeza, A.; Alvarez-Builla, J.; Vaquero, J. J. *J. Org. Chem.* **2004**, *69*, 4974. (h) Anderson, R. J.; Hill, J. B.; Morris, J. C. *J. Org. Chem.* **2005**, *70*, 6204. (i) Baeza, A.; Mendiola, J.; Burgos, C.; Alvarez-Builla, J.; Vaquero, J. J. *Tetrahedron Lett.* **2008**, *49*, 4073. (j) Baeza, A.; Mendiola, J.; Burgos, C.; Alvarez-Builla, J.; Vaquero, J. J. *Eur. J. Org. Chem.* **2010**, 5607. (k) Layek, M.; Syam Kumar, Y.; Islam, A.; Karavarapu, R.; Sengupta, A.; Halder, D.; Mukkanti, K.; Pal, M. *MedChemComm* **2011**, *2*, 478.
- (4) Anderson, R. J.; Morris, J. C. *Tetrahedron Lett.* **2001**, *42*, 311.
- (5) For a review on the topic, see: Harford, P. J.; Peel, A. J.; Chevallier, F.; Takita, R.; Mongin, F.; Uchiyama, M.; Wheatley, A. E. H. *Dalton Trans.* **2014**, *43*, 14181.
- (6) See, for example: Wang, X.; Xu, F.; Xu, Q.; Mahmud, H.; Houze, J.; Zhu, L.; Akerman, M.; Tonn, G.; Tang, L.; McMaster, B. E.; Dairaghi, D. J.; Schall, T. J.; Collins, T. L.; Medina, J. C. *Bioorg. Med. Chem. Lett.* **2006**, *16*, 2800.
- (7) L'Helgoual'ch, J. M.; Seggio, A.; Chevallier, F.; Yonehara, M.; Jeanneau, E.; Uchiyama, M.; Mongin, F. *J. Org. Chem.* **2008**, *73*, 177.
- (8) García-Álvarez, P.; Mulvey, R. E.; Parkinson, J. A. *Angew. Chem. Int. Ed.* **2011**, *50*, 9668.
- (9) Mosrin, M.; Knochel, P. *Chem. Eur. J.* **2009**, *15*, 1468.
- (10) (a) Mongin, F.; Uchiyama, M. *Curr. Org. Chem.* **2011**, *15*, 2340. (b) Armstrong, D. R.; Kennedy, A. R.; Mulvey, R. E.; Parkinson, J. A.; Robertson, S. D. *Chem. Sci.* **2012**, *3*, 2700.
- (11) Bettayeb, K.; Tirado, O. M.; Marionneau-Lambot, S.; Ferandin, Y.; Lozach, O.; Morris, J. C.; Mateo-Lozano, S.; Drueckes, P.; Schaechtele, C.; Kubbutat, M. H. G.; Liger, F.; Marquet, B.; Joseph, B.; Echalié, A.; Endicott, J. A.; Notario, V.; Meijer, L. *Cancer Res.* **2007**, *67*, 8325.
- (12) **2-Chloro- α -(2-chloro-3-pyridyl)- α -phenyl-4-pyrimidine-methanol (4b)**
i-PrMgCl-LiCl (about 1.3 M THF solution, 1.2 mmol) was stirred with 2,2,6,6-tetramethylpiperidine (0.21 mL, 1.2 mmol) at r.t. for 48 h. The resulting solution was cooled at $-60\text{ }^{\circ}\text{C}$ before introduction of a cooled solution of 2-chloropyrimidine (**2**, 0.11 g, 1.0 mmol) in THF (2 mL). After 2 h at $-40\text{ }^{\circ}\text{C}$, a solution of the ketone **1a** (0.26 g, 1.2 mmol) in THF (4 mL) was added at $-60\text{ }^{\circ}\text{C}$. The mixture was stirred overnight at r.t. before addition of H_2O (0.5 mL) and dilution with EtOAc (20 mL). The organic layer was dried over MgSO_4 , filtered, and concentrated under reduced pressure. Purification was performed by chromatography on silica gel (eluent: heptane–EtOAc, 7:3) to afford **4b** in 51% yield as a yellow powder; mp $90\text{ }^{\circ}\text{C}$. $^1\text{H NMR}$ (300 MHz, CDCl_3): δ = 4.97 (s, 1 H), 7.18 (dd, 1 H, J = 7.8, 4.7 Hz), 7.33 (dd, 1 H, J = 7.8, 1.9 Hz), 7.36 (d, 1 H, J = 5.2 Hz), 8.37 (dd, 1 H, J = 4.7, 1.9 Hz), 7.35–7.45 (m, 5 H), 8.60 (d, 1 H, J = 5.2 Hz) ppm. $^{13}\text{C NMR}$ (75 MHz, CDCl_3): δ = 80.5 (C), 117.6 (CH), 122.3 (CH), 127.5 (2 CH), 128.7 (CH), 128.8 (2 CH), 138.2 (C), 139.9 (CH), 140.7 (C), 149.4 (CH), 150.8 (C), 160.1 (CH), 161.0 (C), 175.0 (C) ppm. ESI-HRMS: m/z calcd for $\text{C}_{16}\text{H}_{11}^{35}\text{Cl}_2\text{N}_3\text{NaO}$ [$M + \text{Na}$] $^+$: 354.0177; found: 354.0178.
- (13) **4-Iodo-2-(methylthio)pyrimidine (5a)**
To a stirred, cooled ($0\text{ }^{\circ}\text{C}$) solution of 2,2,6,6-tetramethylpiperidine (0.50 mL, 3.0 mmol) in THF (6 mL) were successively added BuLi (about 1.6 M hexanes solution, 3.0 mmol) and, 5 min later, $\text{ZnCl}_2\text{-TMEDA}^7$ (0.26 g, 1.0 mmol). The mixture was stirred for 15 min at $0\text{ }^{\circ}\text{C}$ before introduction of 2-(methylthio)pyrimidine (**3**, 0.25 g, 2.0 mmol). After 2 h at this temperature, a solution of I_2 (0.76 g, 3.0 mmol) in THF (10 mL) was added. The mixture was stirred overnight before addition of an aqueous saturated

solution of $\text{Na}_2\text{S}_2\text{O}_3$ (10 mL) and extraction with EtOAc (3×20 mL). The combined organic layers were dried over MgSO_4 , filtered, and concentrated under reduced pressure. Purification was performed by chromatography on silica gel (eluent: heptane–EtOAc, 95:5) to afford **5a** in 77% yield as a beige

powder; mp 52 °C (ref. 14: 52–53 °C). ^1H NMR (300 MHz, CDCl_3): δ = 2.54 (s, 3 H), 7.40 (d, 1 H, J = 5.1 Hz), 8.00 (d, 1 H, J = 5.1 Hz) ppm.
(14) Majeed, A. J.; Antonsen, O.; Benneche, T.; Undheim, K. *Tetrahedron* **1989**, 45, 993.