



HAL
open science

Synthesis of conjugated multi-ynamides by copper-catalyzed reactions

Marie Betou, Antoine Sallustrau, Loic Toupet, Yann Trolez

► **To cite this version:**

Marie Betou, Antoine Sallustrau, Loic Toupet, Yann Trolez. Synthesis of conjugated multi-ynamides by copper-catalyzed reactions. *Tetrahedron Letters*, 2015, 56 (31), pp.4627-4630. 10.1016/j.tetlet.2015.06.027 . hal-01163651

HAL Id: hal-01163651

<https://univ-rennes.hal.science/hal-01163651>

Submitted on 19 Nov 2015

HAL is a multi-disciplinary open access archive for the deposit and dissemination of scientific research documents, whether they are published or not. The documents may come from teaching and research institutions in France or abroad, or from public or private research centers.

L'archive ouverte pluridisciplinaire **HAL**, est destinée au dépôt et à la diffusion de documents scientifiques de niveau recherche, publiés ou non, émanant des établissements d'enseignement et de recherche français ou étrangers, des laboratoires publics ou privés.

Synthesis of conjugated multi-ynamides by copper-catalyzed reactions

Marie Betou,^a Antoine Sallustrau,^a Loïc Toupet,^b Yann Trolez^{a,*}

^[a] *Ecole Nationale Supérieure de Chimie de Rennes, UMR 6226, CNRS, 11 allée de Beaulieu, CS 50837, 35708 Rennes Cedex 7, France. Fax: 33 2 23 23 81 08; Tel: 33 2 23 23 80 69; E-mail: yann.trolez@ensc-rennes.fr*

^[b] *Institut de Physique de Rennes, CNRS, UMR 6251, Université de Rennes 1, Rennes, France*

Abstract

The synthesis of multi-ynamides according to the copper-catalyzed Evano's and Hsung's methods is described. In these new compounds, the ynamide functions are conjugated to each other with a phenyl, a biphenyl, a thienyl or a triphenylamine spacer.

Keywords

Ynamide; copper-catalysis; biphenyl; thiophene; triphenylamine

Introduction

Ynamides have found an increasing interest over the last decade.¹ These bench-stable homologues of ynamines have been the subject of numerous publications these last years. Their particular properties have been deeply studied, both from chemical and physical points of view.² This late interest, compared to ynamines,³ can be explained by quite recent breakthroughs concerning their methods of synthesis since 2003.⁴ Indeed, three major methodologies using copper-catalysts have been developed by different teams. The first one was described by Hsung group in 2003 and uses 1-bromoacetylenes as substrates.⁵ The second one was proposed by Stahl group in 2008 and directly uses terminal acetylenes as substrates in oxidative conditions,⁶ avoiding thus the necessity to activate the CC triple bond by substituting it with a bromine.⁷ The third and last one was described by Evano group in 2009 and uses gem-dibromovinyl compounds as substrates, allowing the possibility to create the CC triple bond during the ynamide formation (Figure 1).⁸ The description would not be complete without mentioning the precursor work of Danheiser group who first developed a methodology using copper, in significantly more basic conditions though.⁹

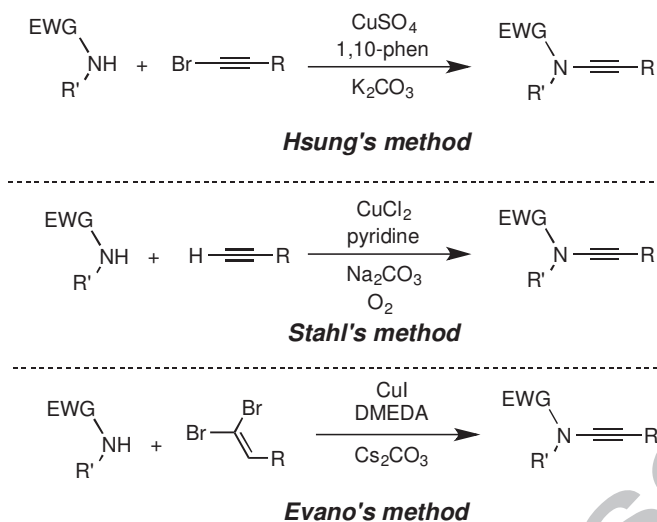


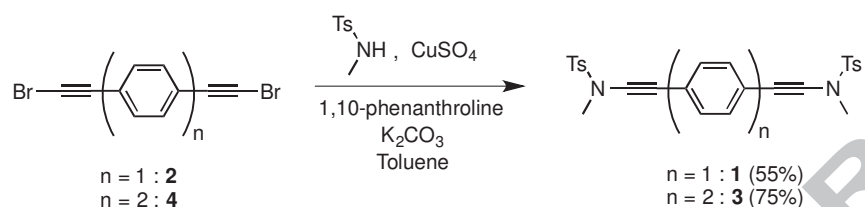
Figure 1. The three major methodologies developed by Hsung, Stahl and Evano.

Whereas an important number of "simple" ynamides (in the sense of compounds bearing just one ynamide function) has now been reported,¹⁰ the description of "multiple" ynamides remains quite scarce.¹¹ However, their potential in organic synthesis is very interesting. In particular, it could be interesting to evaluate the reactivity of the ynamide functions when they are conjugated. Indeed, a reaction on one ynamide moiety could dramatically influence the reactivity of the second conjugated ynamide moiety. This point has almost never been investigated so far since there are only three reports of the synthesis of conjugated bis-ynamides, to the best of our knowledge.^{11b,c,g} We describe here the synthesis of some tosylated multiple ynamides conjugated to one another using copper-catalyzed methods.

Results and discussion

We first started with the synthesis of the *para*-phenyl bis-ynamide **1**. For that purpose, the Hsung method was chosen. Dibrominated compound **2**¹² was reacted with *N*-methyltosylamide in the presence of potassium carbonate and a catalytic amount of copper sulfate and 1,10-phenanthroline at 75 °C in toluene for 40 hours. The corresponding bis-ynamide **1** was obtained in 55% yield (Scheme 1). During the course of our work, Evano and coworkers also synthesized a similar bis-ynamide bearing two additional methyl groups in *para*-positions opposite to each other.^{11g}

The same strategy was used to synthesize the corresponding biphenyl analogue **3** from compound **4**. Increasing the temperature to 90 °C allowed us to decrease the reaction time (16 hours). Compound **3** was thus obtained in 75% yield.



Scheme 1. Synthesis of the bis-ynamides **1** and **3**.

X-ray quality crystals of bis-ynamides **1** and **3** were obtained by evaporation of a dichloromethane solution for **1** and slow diffusion of cyclohexane in a dichloromethane solution for **3**. It allowed us to obtain crystallographic structures of these two ynamides. For both of them, the length of the CC-triple bonds is 1.19 Å and the one of the C_{triple}-N is 1.36 Å whereas the one of the C_{Me}-N is 1.47 Å. This significant difference in the length of the two types of C-N is a general property of ynamides and can be explained by the delocalization of the electron doublet towards the CC triple bond. The nitrogen atoms are almost planar with a torsion angle with the surrounding atoms about 16° for **1** and around 20° for **3**. One can notice that the two adjacent phenyl rings of compound **3** are exactly in the same plane.

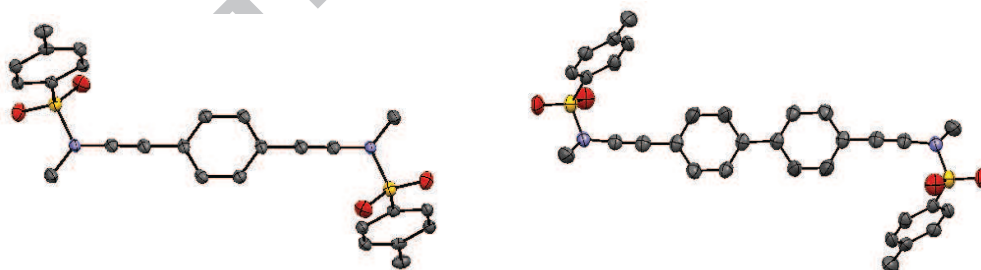
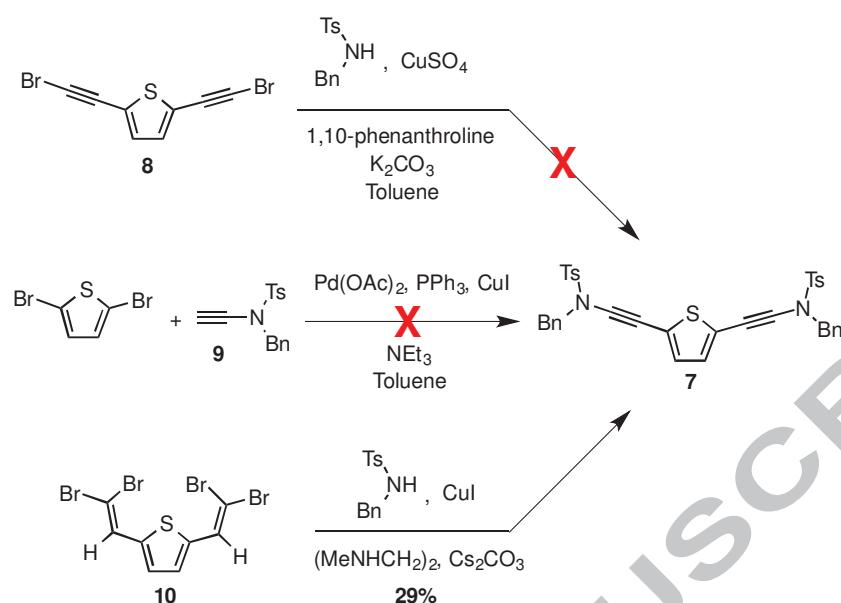


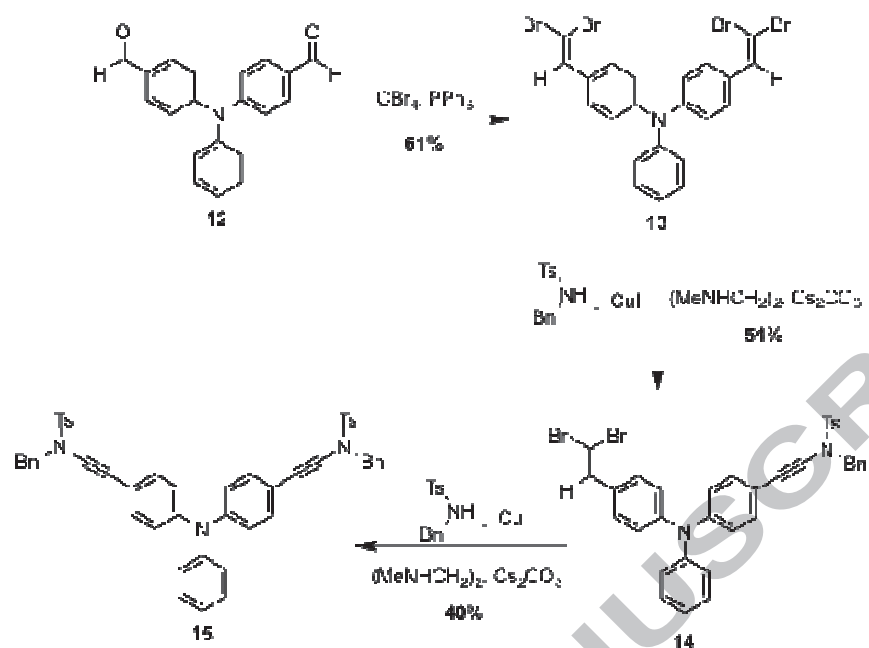
Figure 2. X-ray structures of bis-ynamides **1** and **3**; protons have been omitted for clarity.

Given that Hsung's method seemed to be very well adapted to the synthesis of multi-ynamides conjugated with a phenyl ring, we investigated the possibility to go a step further by positioning three ynamide functions on the same phenyl. For this purpose, we first synthesized the 1,3,5-*tris*(bromoethynyl)phenyl moiety **5** using standard conditions.¹³ Then, it was reacted with four equiv. of *N*-methyltosylamide in the presence of potassium



Scheme 3. Successful and unsuccessful strategies leading to bis-ynamide **7**.

We also wanted to functionalize a triphenylamine core with two ynamide functions. Considering the unequal fates of the strategies employed for the synthesis of compound **7**, we decided to use Evano's method to obtain the target molecule. Therefore, we turned the triphenylamine **12** functionalized with two aldehyde groups¹⁷ into a *bis*-(*gem*-dibromovinyl)triphenylamine **13** using standard conditions. Then, compound **13** was submitted to Evano's conditions with *N*-benzyloxycarbonyl-N-tosylamine. Contrary to what was expected, the expected bis-ynamide could not be isolated pure since all the *N*-benzyloxycarbonyl-N-tosylamine did not react and could not be separated from the bis-ynamide by column chromatography or other usual purification techniques. Consequently, the mono-ynamide **14** was first isolated in 54% (by using 0.9 equiv of *N*-benzyloxycarbonyl-N-tosylamine) and then submitted to another reaction with *N*-benzyloxycarbonyl-N-tosylamine in Evano's conditions to afford the target triphenylamine **15** functionalized with two ynamide functions in 40% yield (scheme 4).



Scheme 4. Synthesis of triphenylamine **15**.

Conclusion

To conclude, we described the synthesis of five original multiple ynamides, using the methods described by the groups of Hsung and Evano. This report includes the synthesis of a *tris*-ynamide, which is the first one reported to the best of our knowledge. Hsung's and Evano's methods appeared as complementary methods to access the target compounds. The possibility to use different kinds of precursors (1-bromoalkynes versus *gem*-dibromovinyls) is a real advantage for the organic chemists aiming to access particular ynamides. The evaluation of the reactivity of these multiple ynamides is currently under progress in our laboratory and will be reported in due course.

Supplementary data

Synthetic procedures of compounds **1**, **3**, **6**, **7**, **14** and **15** can be found in supporting information. CCDC-1002889 and CCDC-1401629 contain the supplementary crystallographic data for this paper. These data can be obtained free of charge from The Cambridge Crystallographic Data Centre via www.ccdc.cam.ac.uk/data_request/cif.

Acknowledgments

M. B. and A. S. thank the Région Bretagne for a post-doctoral grant.

References

- ¹ a) Evano, G.; Coste, A.; Jouvin, K. *Angew. Chem. Int. Ed.* **2010**, *49*, 2840-2859; b) DeKorver, K. A.; Li, H.; Lohse, A. G.; Hayashi, R.; Lu, Z.; Zhang, Y.; Hsung, R. P. *Chem. Rev.* **2010**, *110*, 5064-5106.
- ² For selected recent examples: a) Kohnen, A. L.; Mak, X. Y.; Lam, T. Y.; Dunetz, J. R.; Danheiser, R. L. *Tetrahedron* **2006**, *62*, 3815-3822; b) Dooleweerd, K.; Ruhland, T.; Skrydstrup, T. *Org. Lett.* **2009**, *11*, 221-224; c) Witulski, B.; Shweikert, T.; Schollmeyer, D.; Nemkovich, N. A. *Chem. Commun.* **2010**, *46*, 2953-2955; d) Li, H.; Hsung, R. P.; DeKorver, K. A.; Wei, Y. *Org. Lett.* **2010**, *12*, 3780-3783; e) Gomes, F.; Fadel, A.; Rabasso, N. *J. Org. Chem.* **2012**, *77*, 5439-5444; f) Clavier, H.; Lepronier, A.; Bengobesse-Mintsa, N.; Gatineau, D.; Pelissier, H.; Giordano, L.; Tenaglia, A.; Buono, G. *Adv. Synth. Cat.* **2013**, *355*, 403-408; g) Hentz, A.; Retailleau, P.; Gandon, V.; Cariou, K.; Dodd, R. H. *Angew. Chem. Int. Ed.* **2014**, *53*, 8333-8337; h) Betou, M.; Kerisit, N.; Meledje, E.; Leroux, Y. R.; Katan, C.; Halet, J.-F.; Guillemin, J.-C.; Trolez, Y. *Chem. Eur. J.* **2014**, *20*, 9553-9557.
- ³ Collard-Motte, J.; Janousek, Z. *Top. Curr. Chem.* **1986**, *130*, 89-131.
- ⁴ a) Witulski, B.; Stengel, T. *Angew. Chem. Int. Ed.* **1998**, *37*, 489-492; b) Yao, B.; Liang, Z.; Niu, T.; Zhang, Y. *J. Org. Chem.* **2009**, *74*, 4630-4633; c) Jouvin, K.; Couty, F.; Evano, G. *Org. Lett.* **2010**, *12*, 3272-3275; d) Jia, W.; Jiao, N. *Org. Lett.* **2010**, *12*, 2000-2003; e) Aubineau, T.; Cossy, J. *Chem. Commun.* **2013**, *49*, 3303-3305; f) Mansfield, S. J.; Campbell, C. D.; Jones, M. W.; Anderson, E. A. *Chem. Commun.* **2015**, *51*, 3316-3319.
- ⁵ Frederick, M. O.; Mulder, J. A.; Tracey, M. R.; Hsung, R. P.; Huang, J.; Kurtz, K. C. M.; Shen, L.; Douglas, C. J. *J. Am. Chem. Soc.* **2003**, *125*, 2368-2369.
- ⁶ Hamada, T.; Ye, X.; Stahl, S. S. *J. Am. Chem. Soc.* **2008**, *130*, 833-835.
- ⁷ The very first example of such a coupling was described by Domiano in 1985: Domiano, P. *Tetrahedron Lett.* **1985**, *26*, 4141-4144.
- ⁸ Coste, A.; Karthikeyan, G.; Couty, F.; Evano, G.; *Angew. Chem. Int. Ed.* **2009**, *48*, 4381-4385.
- ⁹ Dunetz, J. R.; Danheiser, R. L. *Org. Lett.* **2003**, *5*, 4011-4014.
- ¹⁰ a) Witulski, B.; Stengel, T. *Angew. Chem. Int. Ed.* **1999**, *38*, 2426-2430; b) Brückner, D. *Synlett* **2000**, *10*, 1402-1404; c) Wei, L.-L.; Mulder, J. A.; Xiong, H.; Zifcsak, C. A.; Douglas, C. J.; Hsung, R. P. *Tetrahedron* **2001**, *57*, 459-466; d) Dooleweerd, K.; Birkedal, H.; Ruhland, T.; Skrydstrup, T. *J. Org. Chem.* **2008**, *73*, 9447-9450; e) Jouvin, K.; Heimbürger, J.; Evano, G. *Chem. Sci.* **2012**, *3*, 756-760.
- ¹¹ Here is a list of reports describing the synthesis of multiple ynamides: a) Witulski, B.; Alayrac, C. *Angew. Chem. Int. Ed.* **2002**, *41*, 3281-3284; b) Martinez-Esperon, M. F.; Rodriguez, D.; Castedo, L.; Saa, C. *Tetrahedron* **2006**, *62*, 3843-3855; c) Zhang, X.; Li, H.; You, L.; Tang, Y.; Hsung, R. P. *Adv. Synth. Catal.* **2006**, *348*, 2437-2442; d) Buissonneaud, D.; Cintrat, J.-C. *Tetrahedron Lett.* **2006**, *47*, 3139-3143; e) Rodríguez, D.; Martínez-Esperón, M. F.; Castedo, L.; Saá, C. *Synlett* **2007**, *12*, 1963-1965; f) Jouvin, K.; Coste, A.; Bayle, A.; Legrand, F.; Karthikeyan, G.; Tadiparthi, K.; Evano, G. *Organometallics* **2012**, *31*, 7933-7947; g) Theunissen, C.; Métayer, B.; Henry, N.; Compain, G.; Marrot, J.; Martin-Mingot, A.; Thibaudeau, S.; Evano, G. *J. Am. Chem. Soc.* **2014**, *136*, 12528-12531; h) Campbell, C. D.; Greenaway, R. L.; Holton, O. T.; Chapman, H. A.; Anderson, E. A. *Chem. Commun.* **2014**, *50*, 5187-5189.
- ¹² Li, M.; Li, Y.; Zhao, B.; Liang, F.; Jin, L.-Y. *RSC Adv.* **2014**, *4*, 30046-30049.

¹³ Zhu, S.; Xiao, Y.; Guo, Z.; Jiang, H. *Org. Lett.* **2013**, *15*, 898-901.

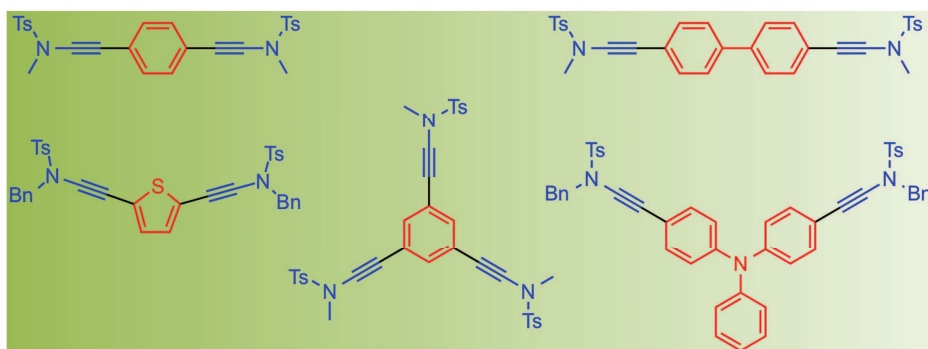
¹⁴ Brückner, D. *Tetrahedron* **2006**, *62*, 3809-3814.

¹⁵ Tracey, M. R.; Zhang, Y.; Frederick, M. O.; Mulder, J. A.; Hsung, R. P. *Org. Lett.* **2004**, *6*, 2009-2012.

¹⁶ Hwang, G. T.; Son, H. S.; Ku, J. K.; Kim, B. H. *J. Am. Chem. Soc.* **2003**, *125*, 11241-11248.

¹⁷ Liu, B.; Zhang, Q.; Ding, H.; Hu, G.; Du, Y.; Wang, C.; Wu, J.; Li, S.; Zhou, H.; Yang, J.; Tian, Y. *Dyes and Pigments* **2012**, *95*, 149-160.

ACCEPTED MANUSCRIPT



Graphical abstract

ACCEPTED