



Deprotonative metalation of substituted aromatics using mixed lithium-cobalt combinations

Gandrath Dayaker, Floris Chevallier, Philippe C. Gros, Florence Mongin

► To cite this version:

Gandrath Dayaker, Floris Chevallier, Philippe C. Gros, Florence Mongin. Deprotonative metalation of substituted aromatics using mixed lithium-cobalt combinations. *Tetrahedron*, 2010, 66, pp.8904-8910. 10.1016/j.tet.2010.09.053 . hal-01010453

HAL Id: hal-01010453

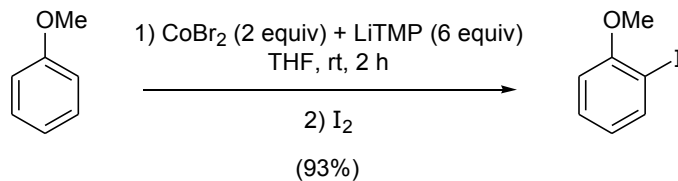
<https://univ-rennes.hal.science/hal-01010453>

Submitted on 19 Jun 2014

HAL is a multi-disciplinary open access archive for the deposit and dissemination of scientific research documents, whether they are published or not. The documents may come from teaching and research institutions in France or abroad, or from public or private research centers.

L'archive ouverte pluridisciplinaire **HAL**, est destinée au dépôt et à la diffusion de documents scientifiques de niveau recherche, publiés ou non, émanant des établissements d'enseignement et de recherche français ou étrangers, des laboratoires publics ou privés.

Graphical Abstract



Deprotonative metalation of substituted aromatics using mixed lithium-cobalt combinations

Gandrath Dayaker,[†] Floris Chevallier,[†] Philippe C. Gros,[‡] and Florence Mongin^{*,†}

[†] *Chimie et Photonique Moléculaires, UMR 6510 CNRS, Université de Rennes 1, Bâtiment 10A, Case 1003, Campus Scientifique de Beaulieu, 35042 Rennes, France,* [‡] *SOR, SRSMC, CNRS, Nancy Université, Boulevard des Aiguillettes, 54506 Vandœuvre-les-Nancy, France*

* To whom correspondence should be addressed. E-mail: florence.mongin@univ-rennes1.fr. Phone: +33 2 2323 6931. Fax: +33 2 2323 6955.

Abstract:

The deprotonation of anisole was attempted using different homo- and heteroleptic TMP/Bu mixed lithium-cobalt combinations. Using iodine to intercept the metalated anisole, an optimization of the reaction conditions showed that in THF at room temperature 2 equiv of base were required to suppress the formation of the corresponding 2,2'-dimer. The origin of the dimer was not identified, but its formation was favored with allyl bromide as electrophile. The metalated anisole was efficiently trapped using iodine, anisaldehyde, and chlorodiphenylphosphine, and moderately employing benzophenone, and benzoyl chloride. 1,2-, 1,3- and 1,4-dimethoxybenzene were similarly converted regioselectively to the corresponding iodides. It was observed that 2-methoxy- and 2,6-dimethoxypyridine were more prone to dimerization than the corresponding benzenes when treated similarly. Involving ethyl benzoate in the metalation-iodination sequence showed the method was not suitable to functionalize substrates bearing reactive functions.

Keywords:

bimetallic bases, deprotonative metalation, aromatic compounds, lithium, cobalt

Introduction

The deprotonative metalation using lithium bases has been widely used as a powerful method for the regioselective functionalization of aromatic compounds.¹ The use of metal additives in order to get more efficient or more chemoselective bases (synergic superbases) is a challenging field. Pioneer studies, respectively carried out in the groups of Schlosser² and Lochmann³ with LIC-KOR, mixture of butyllithium (LIC) and potassium *tert*-butoxide (KOR), and by Caubère, Gros and Fort⁴ in the pyridine series with BuLi-LiDMAE (DMAE = 2-dimethylaminoethoxide) and Me₃SiCH₂Li-LiDMAE merged alkyllithiums and alkali-metal alkoxides. More recently, the use of other (R)_n(R')_nMLi-type bases, with M being different from an alkali-metal (e.g. M = Mg, Al, Cr, Mn, Cu, Zn), has been described by different groups for their ability to deprotonate aromatic compounds,⁵ and notably anisole.⁶ In 2009, Klett, Mulvey and co-workers showed that it is possible to design sodium-iron(II) bases, and extended

the ability to deprotonate to group 8 ate compounds.⁷ The same year, Wunderlich and Knochel showed that ferration can be achieved using salt-solubilized $(\text{TMP})_2\text{Fe}\cdot 2\text{MgCl}_2\cdot 4\text{LiCl}$ ($\text{TMP} = 2,2,6,6$ -tetramethylpiperidino).⁸

We recently accomplished the room temperature deprotonation of a large range of substrates including sensitive heterocycles and functionalized benzenes using newly developed lithium-zinc,⁹ lithium-cadmium,¹⁰ and lithium-copper(I)¹¹ combinations, in situ prepared from $\text{MCl}_2\cdot\text{TMEDA}$ ($\text{M} = \text{Zn}, \text{Cd}$ or Cu , $\text{TMEDA} = N,N,N',N'$ -tetramethylethylenediamine) and lithium reagents (alkyllithiums or lithium amides). The studies performed using lithium-zinc and lithium-cadmium combinations have notably shown that the more efficient bases were obtained by mixing the metal salt with 3 equiv of LiTMP .^{9d,10g} A main drawback of the methods developed being the lack of reactivity of such generated arylmetals in direct trapping with electrophiles, we turned to other bimetallic combinations in order to identify candidates able to perform efficient deprotonations, but also to allow direct functionalizations. We here describe the first aromatic deprotonations using lithium-cobalt combinations.

Results and Discussion

The synthesis of organocobalt ate compounds is well-documented in the literature. They are in general obtained by transmetalation of organolithium¹² or -magnesium¹³ reagents with cobalt(II) halides. Examples are Me_3CoLi ,^{12a} $\text{Me}_4\text{CoLi}_2(\text{TMEDA})_2$ ^{12b} and $(\text{R}_3\text{SiCH}_2)_4\text{Co}(\text{MgCl})_2$ ($\text{R}_3\text{Si} = \text{Me}_3\text{Si}, \text{MePh}_2\text{Si}, ^t\text{BuMe}_2\text{Si}$).¹³ The access to mixed lithium-cobalt amides is far less documented, but seems possible similarly.¹⁴ We first consider the use of $\text{CoCl}_2\cdot\text{TMEDA}$ chelate¹⁵ in order to manipulate a salt less hygroscopic than CoCl_2 , but attempts to prepare it failing in giving good microanalyses, we turned to CoBr_2 .¹⁶ We prepared different lithium-cobalt combinations by mixing the cobalt salt with 3 or 4 equiv of a lithium compound, either LiTMP or mixtures with butyllithium, at 0 °C. We chose anisole (**1**) as substrate to check the ability to deprotonate of the mixtures (Table 1).

Using LiTMP (1 equiv) or $(\text{TMP})_2\text{Co}$ (1 equiv, in situ generated from CoBr_2 and 2 equiv of LiTMP) in tetrahydrofuran (THF) at room temperature for 2 h, and then iodine, anisole (**1**) was converted into

the 2-iodo derivative **2a** in 9 or 0% yield, respectively. In contrast, when treated with an in situ prepared mixture of CoBr₂ (1 equiv) and LiTMP (3 equiv) at 25 °C for 2 h, anisole (**1**) was readily *ortho*-metalated, a result evidenced with the formation of **2a** in 54% yield after purification (Entry 1). Lowering the reaction temperature to 0 °C resulted in a low conversion, even after 4 h reaction time (Entries 2 and 3). When performed at 45 °C, the metalation step worked as at 25 °C, affording **2a** in 50% yield (Entry 4). It is known that labile ligands can play a role on the course of reactions.^{9a} To check a possible effect, the reaction was performed at room temperature in the presence of 1 equiv of TMEDA; the 39 and 59% yields respectively obtained with and without TMEDA indicates the deleterious influence of this ligand, uninteresting in this case (Entry 5). The impact of the reaction time was next considered. It was observed that reducing the reaction time to 30 min resulted in a lower 43% yield (Entry 6). Extending the reaction time to 4 h did not bring any improvement (Entry 7), but after 20 h the yield was significantly reduced to 38% (Entry 8). The effect of the base amount was then studied. Using 0.5 equiv of CoBr₂ and 1.5 equiv of LiTMP led to low conversions, whatever the reaction time (Entry 9). It was possible to find again the 54% yield already obtained Entry 1 by using 1.5 equiv of CoBr₂ and 4.5 equiv of LiTMP, and a 30 min reaction time (Entry 10). The best result (93% yield) was obtained using 2 equiv of CoBr₂ and 6 equiv of LiTMP (Entry 11), allowing to reduce the reaction time to 30 min (Entry 12).

As previously noted in a lesser extent in other bimetallic series,^{9d,10g} putative Bu₃CoLi·2LiBr (Entry 13), Bu₂Co(TMP)Li·2LiBr (Entry 14), and BuCo(TMP)₂Li·2LiBr (Entry 15) alkyl/amino combinations are not able to deprotonate anisole (**1**). Higher-order ate compounds being in general more reactive than lower-order ones,¹⁷ reactions were attempted using putative Bu₃Co(TMP)Li₂·2LiBr (Entry 16), Bu₂Co(TMP)₂Li₂·2LiBr (Entry 17), and BuCo(TMP)₃Li₂·2LiBr (Entry 18). The iodide **2a** was only isolated in 19% yield in the last reaction, due to the competitive formation of 2,2'-dimethoxybiphenyl (**3**) in 35% yield.

The formation of the dimer **3** has been observed in all the experiments where metalation took place, but in various yields. Its formation does not seem to depend on the deprotonation temperature (Entries 1-4), but seems to be favored with long contact times (Entry 8). In addition, it is clear that the use of 2 equiv of base prevents its formation (Entries 11 and 12), as if it formed intramolecularly. Using water instead of iodine to trap the metalated anisole derivative also resulted in the formation of **3** in a similar 14% yield (Entry 19). Thus, if cross-coupling with the iodide **2**,^{12c,18} and iodine-mediated oxidation¹⁹ can be proposed to explain the formation of **3**, alternatives ways without recourse to them exist. A possible in situ partial reduction of Co(II) species to Co(I) due to the presence of metal amides is possible,²⁰ but would not lead to a dimer in the absence of an halide.²¹ Even if the use of degassed THF did not change significantly the result (Entry 19),²² a possible role of dissolved oxygen cannot be ruled out.¹⁹ An alternative explanation could be the presence of a metal impurity in CoBr₂ for which the corresponding diaryl metal ate compounds is prone to dimerization. Using allyl bromide instead of iodine (or water) to quench the metalated anisole derivative produced the dimer **3** in 38% yield, and 2-allylanisole (**2b**) in 6% yield besides (Entry 20). One-electron transfers from cobalt(II) ate compounds to allyl bromide are possible pathways,²³ and dimerization from the generated Co(III) species bearing two aryl groups^{18a} appears as a possible pathway to explain the formation of **3** in this case (Scheme 1). Other electrophiles favor the dimerization. For example, the use of 2-bromopyridine in order to convert the metalated anisole into the cross-coupling product **2c** was similarly threatened by a significant formation of **3** (Entry 21).

SCHEME 1. Possible pathway for the formation of 3 from the metalated anisole derivative.

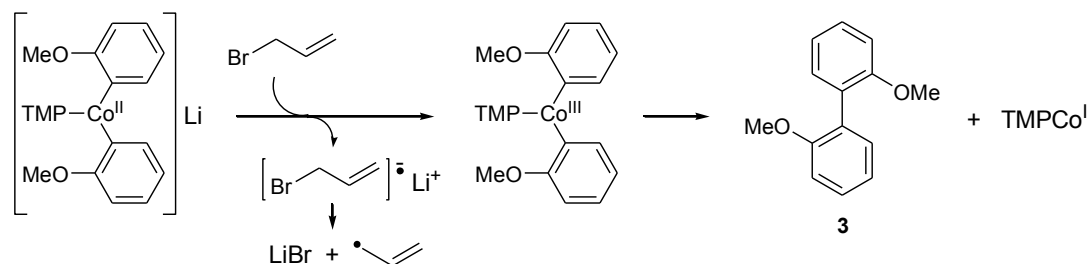


TABLE 1. Optimization of Anisole Metalation using a Lithium/Cobalt Base.

entry	Li/Co base (x)	conditions	electrophile (3x or 4x)	2 (E), yield	yield of 3 ^a
1 ^b	CoBr ₂ (1) + LiTMP (3)	25 °C, 2 h	I ₂ (3)	2a (I), 54%	17%
2	CoBr ₂ (1) + LiTMP (3)	0 °C, 2 h	I ₂ (3)	2a (I), 12%	5%
3	CoBr ₂ (1) + LiTMP (3)	0 °C, 4 h	I ₂ (3)	2a (I), 13%	24%
4	CoBr ₂ (1) + LiTMP (3)	45 °C, 2 h	I ₂ (3)	2a (I), 49%	20%
5	CoBr ₂ (1) + LiTMP (3)	rt, ^c 2 h	I ₂ (3)	2a (I), 59% ^d	- ^e
6	CoBr ₂ (1) + LiTMP (3)	rt, 30 min	I ₂ (3)	2a (I), 43%	21%
7	CoBr ₂ (1) + LiTMP (3)	rt, 4 h	I ₂ (3)	2a (I), 57%	- ^e
8	CoBr ₂ (1) + LiTMP (3)	rt, 20 h	I ₂ (3)	2a (I), 38%	34%
9	CoBr ₂ (0.5) + LiTMP (1.5)	rt, 2 to 20 h	I ₂ (1.5)	2a (I), - ^f	- ^f
10	CoBr ₂ (1.5) + LiTMP (4.5)	rt, 30 min	I ₂ (4.5)	2a (I), 54%	16%
11	CoBr ₂ (2) + LiTMP (6)	rt, 2 h	I ₂ (6)	2a (I), 93%	- ^e
12	CoBr ₂ (2) + LiTMP (6)	rt, 30 min	I ₂ (6)	2a (I), 93%	5%
13	CoBr ₂ (1) + BuLi (3)	rt, 2 h	I ₂ (3)	2a (I), 0%	0%
14	CoBr ₂ (1) + LiTMP (1) + BuLi (2)	rt, 2 h	I ₂ (3)	2a (I), 0%	0%
15	CoBr ₂ (1) + LiTMP (2) + BuLi (1)	rt, 2 h	I ₂ (3)	2a (I), 0%	0%
16	CoBr ₂ (1) + LiTMP (1) + BuLi (3)	rt, 2 h	I ₂ (4)	2a (I), 0%	0%
17	CoBr ₂ (1) + LiTMP (2) + BuLi (2)	rt, 2 h	I ₂ (4)	2a (I), 0%	0%
18	CoBr ₂ (1) + LiTMP (3) + BuLi (1)	rt, 2 h	I ₂ (4)	2a (I), 19%	35%
19	CoBr ₂ (1) + LiTMP (3)	rt, 2 h	H ₂ O (3)	1 (H), -	14% ^g
20	CoBr ₂ (1) + LiTMP (3)	rt, 2 h	BrCH ₂ CH=CH ₂ (3)	2b (CH ₂ CH=CH ₂), 6% ^h	38%
21	CoBr ₂ (1) + LiTMP (3)	rt, 2 h	(3)	2c () ⁱ , 14% (16%) ⁱ	19% (26%) ⁱ

^a The rest is in general anisole. ^b 9 and 0% yield using LiTMP and (TMP)₂Co, respectively, under the same reaction conditions. ^c Between 17 and 23 °C. ^d 39% yield in the presence of 1 equiv of TMEDA. ^e Not quantified. ^f Low conversion and significant formation of dimer. ^g 12% using degassed THF. ^h The high volatility of the compound could be partly responsible for the low yield obtained. ⁱ Trapping step performed at 50 °C instead of rt.

The optimized conditions in hands, the use of different electrophiles was attempted (Table 2). Anisaldehyde led to the corresponding alcohol **2d** in a satisfying yield (Entry 2). The alcohol **2e** and ketone **2f** were produced in moderate yields upon interception with benzophenone and benzoyl chloride, respectively (Entries 3 and 4). The phosphine **2g** was obtained satisfactorily using chlorodiphenylphosphine, but the cross-coupled derivative **2c** was isolated in a low 25% yield due to a significant formation of **3** (Entry 6).

TABLE 2. Electrophilic Trapping of Metalated Anisole.

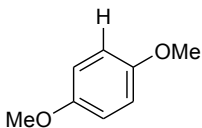
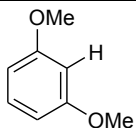
entry	electrophile	2, yield	yield of 3	
1	I ₂	2a , 93%	5%	
2	4-MeOC ₆ H ₄ -CHO	2d , 84%	15%	
3	PhC(O)Ph	2e , 45%	10%	
4	PhC(O)Cl	2f , 30%	16%	
5	Ph ₂ PCl	2g , 82%	15%	
6 ^a		2c , 25% (19%) ^c	^b (33%) ^c	

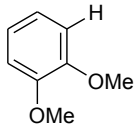
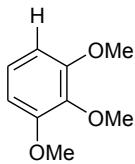
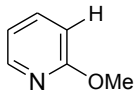
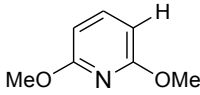
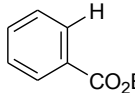
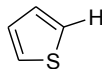
^a Trapping step performed at 50 °C instead of rt. ^b Not quantified. ^c Using 1 equiv of base.

The method was then extended to other aromatic substrates (Table 3). Starting from 1,4-dimethoxybenzene (**4**) and using iodine as electrophile, the expected derivative **5a** was obtained in a correct yield provided that 2 equiv of base were used (Entries 1-3). It was noted that a longer reaction time favored the co-formation of

diiodides. Trapping with allyl bromide resulted in a significant formation of the dimer **6** whereas the expected allylated compound **5b** was isolated in a low 6% yield (Entry 4). These results are similar to those obtained from anisole (**1**). Benefiting from a greater activation, 1,3-dimethoxybenzene (**7**) was quantitatively converted to the iodide **8a** (Entry 5). Using allyl bromide instead of iodine yielded the derivative **8b** in a low yield due to a significant recovery of starting material; in this case, the corresponding dimer **9** was isolated in a low 6% yield (Entry 6). The behavior of 1,2-dimethoxybenzene (**10**) is similar to that of 1,4-dimethoxybenzene (**4**); the formation of the corresponding dimer **12** was suppressed by reducing the reaction time to 30 min (Entries 7 and 8). Trapping using allyl bromide led to a significant formation of the dimer **12**, limiting the yield of the allylated derivative **11b** to 23% (Entry 9). 1,2,3-Trimethoxybenzene (**13**) led to the expected iodide **14** in a moderate 33% yield, due to a significant recovery of starting material (Entry 10). Performed with 2-methoxypyridine (**15**), the reaction led to a more important formation of dimer than starting from methoxybenzenes. The iodide resulting from a regioselective metalation next to the methoxy group was isolated in a moderate 43% yield (Entries 11 and 12). Except an increased conversion, a similar result was observed from 2,6-dimethoxypyridine (**18**) (Entry 13). The method is not suitable to functionalize substrates bearing reactive functions. Indeed, using ethyl benzoate (**21**), side reactions with the ester function only allowed the expected iodide **22** to be obtained in maximum 22% yield (Entries 14 and 15). A deprotonative metalation followed by a cross-coupling reaction was carried out from thiophene. Using 1 equiv of base (in order to avoid 2,5-dideprotonation),^{9d} the expected cross-coupled compound was isolated, but in a low 19% yield (Entry 16).

TABLE 3. Extension to Other Aromatic Substrates Including Heterocycles.

		$\text{Ar-H} \xrightarrow[\substack{\text{2) Electrophile (3x equiv)} \\ \text{3) Hydrolysis}}]{\substack{\text{1) CoBr}_2 \text{ (x equiv)} \\ \text{+ LiTMP (3x equiv)} \\ \text{THF, rt, reaction time}}} \text{Ar-E} + \text{Ar-Ar}$				
entry	Ar-H	x	reaction time	electrophile	Ar-E (E), yield	Ar-Ar, yield
1	4 : 	0.5	2 h	I ₂	5a (I), 10%	6 , 22%
2		1	2 h	I ₂	5a (I), 45%	- ^a
3		2	30 min	I ₂	5a (I), 76%	6 , 10%
4		2	30 min	BrCH ₂ CH=CH ₂	5b (CH ₂ CH=CH ₂), 6%	6 , 33%
5	7 : 	2	30 min	I ₂	8a (I), 97%	
6		2	30 min	BrCH ₂ CH=CH ₂	8b (CH ₂ CH=CH ₂), 14%	9 , 6%

7	10: 	2	2 h	I ₂	11a (I), 76%	12 , 17%
8		2	30 min	I ₂	11a (I), 74%	12 , 0%
9		2	30 min	BrCH ₂ CH=CH ₂	11b (CH ₂ CH=CH ₂), 23%	12 , 62%
10	13: 	2	30 min	I ₂	14 (I), 33%	
11	15: 	1	2 h	I ₂	16 (I), 11%	17 , 19%
12		2	2 h	I ₂	16 (I), 43%	17 , 14%
13	18: 	2	30 min	I ₂	19 (I), 64%	20 , 34%
14	21: 	1	2 h	I ₂	22 (I), 14%	- ^a
15		2	2 h	I ₂	22 (I), 22%	- ^a
16 ^b	23: 	1	2 h	4-IC ₆ H ₄ OMe	24 (4-C ₆ H ₄ OMe), 19%	- ^a

^a Not quantified. ^b Using 1 equiv of base.

Conclusion

Like the other lithium-metal combinations, the mixture of CoBr₂ and 3 equiv of LiTMP behaves synergically, but compared with the previously described "all-TMP" lithium-zinc⁹ and lithium-cadmium¹⁰ combinations, the base obtained by combining CoBr₂ with 3 equiv of LiTMP is less efficient as far as both conversion and chemoselectivity are concerned. For example, starting from anisole (**1**), the iodide **2a** was isolated in 84% and 75% yield using 0.5 equiv of the lithium-zinc and lithium-cadmium combinations, respectively, against 59% under the same conditions using 1 equiv of the lithium-cobalt one. Concerning the metalation of methoxybenzenes, its efficiency more looks like that of the reported "all-TMP" Gilman-type lithium-copper(I) combination.¹¹ Nevertheless, the reactivity exhibited by the generated arylmetal species has been improved using lithium-cobalt bases.

In conclusion, compared with the previously reported "all-TMP" reagents, the combination here presented allows more efficient direct trappings for the generated arylmetal compounds, but lacks both

efficiency and chemoselectivity. Studies are under development to identify more suitable lithium-metal systems.

Experimental Section

General Procedure A (Deprotonation using 2 equiv CoBr₂ and 6 equiv LiTMP Followed by Trapping using I₂). To a stirred cooled (0 °C) solution of 2,2,6,6-tetramethylpiperidine (4.1 mL, 24 mmol) in THF (8 mL) were added BuLi (1.6 M hexanes solution, 24 mmol) and, 5 min later, CoBr₂ (1.7 g, 8.0 mmol). The mixture was stirred for 10 min at 0 °C before introduction of the substrate (4.0 mmol). After 2 h at room temperature, a solution of I₂ (6.1 g, 24 mmol) in THF (7 mL) was added. The mixture was stirred overnight before addition of an aq saturated solution of Na₂S₂O₃ (10 mL) and extraction with EtOAc (3 x 20 mL). The combined organic layers were dried over MgSO₄, filtered and concentrated under reduced pressure.

2-Iodoanisole (2a). **2a** was obtained according to the general procedure A starting from anisole (0.44 mL), but reducing the metalation reaction time to 30 min, and was isolated after purification by flash chromatography on silica gel (eluent: heptane/CH₂Cl₂ 95/5) as a colorless oil (93% yield). The analyses are as described previously.^{10a}

2-Iodo-1,4-dimethoxybenzene (5a). **5a** was obtained according to the general procedure A starting from 1,4-dimethoxybenzene (0.55 g), but reducing the metalation reaction time to 30 min, and was isolated after purification by flash chromatography on silica gel (eluent: heptane/AcOEt 97/3) as a yellow solid (76% yield): mp < 50 °C; ¹H NMR (300 MHz, CDCl₃) δ 3.74 (s, 3H), 3.81 (s, 3H), 6.94 (d, 1H, *J* = 8.9 Hz), 6.85 (dd, 1H, *J* = 2.9 and 8.9 Hz), 7.33 (d, 1H, *J* = 2.9 Hz); ¹³C NMR (75 MHz, CDCl₃): δ 154.2, 152.6, 124.7, 114.6, 111.5, 85.9, 56.9, 55.8. These data are analogous to those previously described.²⁴

2,2',5,5'-Tetramethoxybiphenyl (6). **6** was obtained according to the general procedure A starting from 1,4-dimethoxybenzene (0.55 g), but using 2,2,6,6-tetramethylpiperidine (1.0 mL, 6.0 mmol), BuLi

(6.0 mmol) and CoBr₂ (0.42 g, 2.0 mmol). It was isolated after purification by flash chromatography on silica gel (eluent: heptane/AcOEt 88/12) as a red solid (22% yield): mp 94-95 °C; ¹H NMR (300 MHz, CDCl₃) δ 3.73 (s, 6H), 3.78 (s, 6H), 6.83-6.88 (m, 4H), 6.91 (dd, 2H, *J* = 1.0 and 8.4 Hz); ¹³C NMR (75 MHz, CDCl₃): δ 153.3 (2C), 151.1 (2C), 128.6 (2C), 117.1 (2C), 113.4 (2C), 112.4 (2C), 56.6 (2C), 55.7 (2C). These data are analogous to those previously described.²⁵

2-Iodo-1,3-dimethoxybenzene (8a). **8a** was obtained according to the general procedure A starting from 1,3-dimethoxybenzene (0.55 g), but reducing the metalation reaction time to 30 min, and was isolated after purification by flash chromatography on silica gel (eluent: heptane/AcOEt 60/40) as a white solid (97% yield): mp 106 °C (lit.²⁶ 100 °C); ¹H NMR (300 MHz, CDCl₃) δ 3.88 (s, 6H), 6.49 (d, 2H, *J* = 8.2 Hz), 7.25 (t, 1H, *J* = 8.2 Hz); ¹³C NMR (75 MHz, CDCl₃): δ 159.4 (2C), 129.7, 104.0 (2C), 77.5, 56.5 (2C).

1-Iodo-2,3-dimethoxybenzene (11a). **11a** was obtained according to the general procedure A starting from veratrole (0.50 mL), and was isolated after purification by flash chromatography on silica gel (eluent: heptane/AcOEt 98/2) as a yellow solid (76% yield). The analyses are as described previously.^{10a}

1-Iodo-2,3,4-trimethoxybenzene (14). **14** was obtained according to the general procedure A starting from 1,2,3-trimethoxybenzene (0.68 g), but reducing the metalation reaction time to 30 min, and was isolated after purification by flash chromatography on silica gel (eluent: heptane/CH₂Cl₂ 50/50) as a light yellow solid (33% yield): mp < 50 °C (lit.²⁷ 42 °C); ¹H NMR (300 MHz, CDCl₃) δ 3.84 (s, 3H), 3.86 (s, 3H), 3.87 (s, 3H), 6.49 (d, 1H, *J* = 8.8 Hz), 7.40 (d, 1H, *J* = 8.8 Hz); ¹³C NMR (75 MHz, CDCl₃): δ 154.3, 153.3, 142.6, 132.5, 109.7, 81.2, 60.9, 60.8, 56.1.

3-Iodo-2-methoxypyridine (16). **16** was obtained according to the general procedure A starting from 2-methoxypyridine (0.42 mL), and was isolated after purification by flash chromatography on silica gel (eluent: heptane/Et₂O 85/15) as a white solid (43% yield): mp 64 °C (lit.²⁸ 66 °C); ¹H NMR (300 MHz,

CDCl_3) δ 3.98 (s, 3H), 6.64 (dd, 1H, J = 4.8 and 7.5 Hz) 8.02 (dd, 1H, J = 1.7 and 7.5 Hz), 8.11 (dd, 1H, 1.7 and 4.8 Hz); ^{13}C NMR (75 MHz, CDCl_3): δ 161.8, 147.9, 146.4, 118.1, 79.7, 54.6.

2,2'-Dimethoxybipyridine (17). 17 was obtained according to the general procedure A starting from 2-methoxypyridine (0.42 mL), but using 2,2,6,6-tetramethylpiperidine (2.0 mL, 12 mmol), BuLi (12 mmol) and CoBr_2 (0.84 g, 4.0 mmol). It was isolated after purification by flash chromatography on silica gel (eluent: heptane/AcOEt 98/2) as a light yellow solid (19% yield): mp 104 °C (lit.²⁹ 139-140 °C); ^1H NMR (300 MHz, CDCl_3) δ 3.92 (s, 6H), 6.95 (dd, 2H, J = 5.0 and 7.2 Hz), 7.59 (dd, 2H, J = 1.9 and 7.2 Hz), 8.18 (dd, 2H, J = 1.9 and 5.0 Hz); ^{13}C NMR (75 MHz, CDCl_3): δ 161.1 (2C), 146.2 (2C), 139.5 (2C), 119.8 (2C), 116.4 (2C), 53.5 (2C).

3-Iodo-2,6-dimethoxypyridine (19).³⁰ 19 was obtained according to the general procedure A starting from 2,6-dimethoxypyridine (0.53 mL), but reducing the metalation reaction time to 30 min, and was isolated after purification by flash chromatography on silica gel (eluent: heptane/AcOEt 98/2) as a brown solid (64% yield): mp < 50 °C; ^1H NMR (300 MHz, CDCl_3) δ 3.88 (s, 3H), 3.95 (s, 3H), 6.13 (d, 1H, J = 8.2 Hz), 7.78 (d, 1H, J = 8.2 Hz); ^{13}C NMR (75 MHz, CDCl_3): δ 163.2, 160.5, 149.3, 103.4, 65.5, 54.3, 53.5; HRMS calcd for $\text{C}_7\text{H}_8\text{INaO}_2$ $[(\text{M}+\text{Na})^{+}]$ 287.9497 and $\text{C}_7\text{H}_9\text{INO}_2$ $[(\text{M}+\text{H})^{+}]$ 265.9678, found 287.9492 and 265.9680, respectively.

2,2',6,6'-Tetramethoxy-3,3'-bipyridine (20).³⁰ 20 was obtained according to the general procedure A starting from 2,6-dimethoxypyridine (0.53 mL), but reducing the metalation reaction time to 30 min, and was isolated after purification by flash chromatography on silica gel (eluent: heptane/AcOEt 96/4) as a white solid (34% yield): mp 144.5 °C; ^1H NMR (300 MHz, CDCl_3) δ 3.92 (s, 6H), 3.94 (s, 6H), 6.36 (d, 2H, J = 8.0 Hz), 7.52 (d, 2H, J = 8.0 Hz); ^{13}C NMR (75 MHz, CDCl_3): δ 162.0 (2C), 159.6 (2C), 142.5 (2C), 110.5 (2C), 100.4 (2C), 53.4 (2C), 53.3 (2C); HRMS calcd for $\text{C}_{14}\text{H}_{16}\text{N}_2\text{NaO}_4$ $[(\text{M}+\text{Na})^{+}]$ 299.1008 and $\text{C}_{14}\text{H}_{17}\text{N}_2\text{O}_4$ $[(\text{M}+\text{H})^{+}]$ 277.1188, found 299.1007 and 277.1192, respectively.

Ethyl 2-iodobenzoate (22). **22** was obtained according to the general procedure A starting from ethyl benzoate (0.61 mL), and was isolated after purification by flash chromatography on silica gel (eluent: heptane/AcOEt 98/2) as a yellow oil (22% yield): ^1H NMR (300 MHz, CDCl_3) δ 1.41 (t, 3H, $J = 7.1$ Hz), 4.39 (q, 2H, $J = 7.1$ Hz), 7.14 (td, 1H, $J = 1.7$ and 7.8 Hz), 7.39 (td, 1H, $J = 1.7$ and 7.9 Hz), 7.79 (dd, 1H, $J = 1.7$ and 7.8 Hz), 7.98 (dd, 1H, $J = 1.0$ and 7.9 Hz); ^{13}C NMR (75 MHz, CDCl_3): δ 166.5, 141.1, 135.4, 132.4, 130.7, 127.8, 93.9, 61.6, 14.1. These data are analogous to those previously described.³¹

General Procedure B (Deprotonation using 2 equiv CoBr_2 and 6 equiv LiTMP Followed by Trapping with an electrophile $\neq \text{I}_2$). To a stirred cooled (0 °C) solution of 2,2,6,6-tetramethylpiperidine (4.1 mL, 24 mmol) in THF (8 mL) were added BuLi (1.6 M hexanes solution, 24 mmol) and, 5 min later, CoBr_2 (1.7 g, 8.0 mmol). The mixture was stirred for 10 min at 0 °C before introduction of the substrate (4.0 mmol). After 30 min at room temperature, the electrophile (24 mmol) was added. The mixture was stirred overnight before addition of H_2O (10 mL) and extraction with EtOAc (3 x 20 mL). The combined organic layers were dried over MgSO_4 , filtered and concentrated under reduced pressure.

2-Allylanisole (2b). **2b** was obtained according to the general procedure B (in this case, an extended reaction time of 2 h was used, and the following amounts for 2,2,6,6-tetramethylpiperidine (2.0 mL, 12 mmol), BuLi (12 mmol) and CoBr_2 (0.84 g, 4.0 mmol) were used) starting from anisole (0.44 mL), and using allyl bromide (1.0 mL, 12 mmol). **2b** was isolated after purification by flash chromatography on silica gel (eluent: heptane/ CH_2Cl_2 92/8) as a colorless oil (6% yield). The analyses are as described previously.^{10e}

2,2'-Dimethoxybiphenyl (3). **3** was obtained according to the general procedure B (in this case, an extended reaction time of 2 h was used, and the following amounts for 2,2,6,6-tetramethylpiperidine (2.0 mL, 12 mmol), BuLi (12 mmol) and CoBr_2 (0.84 g, 4.0 mmol) were used) starting from anisole (0.44 mL), and using allyl bromide (1.0 mL, 12 mmol). **3** was isolated after purification by flash

chromatography on silica gel (eluent: heptane/CH₂Cl₂ 50/50) as a white solid (38% yield): mp 158-160 °C ; ¹H NMR (300 MHz, CDCl₃) δ 3.80 (s, 6H), 7.07-6.99 (m, 4H), 7.28 (dd, 2H, *J* = 1.7 and 7.4 Hz), 7.36 (td, 2H, *J* = 1.7 and 8.2 Hz); ¹³C NMR (75 MHz, CDCl₃): δ 156.9 (2C), 131.4 (2C), 128.5 (2C), 127.7 (2C), 120.2 (2C), 111.0 (2C), 55.6 (2C). These data are analogous to those previously described.³²

(2-Methoxyphenyl)(4-methoxyphenyl)methanol (2d). **2d** was obtained according to the general procedure B starting from anisole (0.44 mL), and using anisaldehyde (3.0 mL). It was isolated after purification by flash chromatography on silica gel (eluent: heptane/CH₂Cl₂ 40/60) as a light yellow oil (84% yield). The analyses are as described previously.^{9d}

(2-Methoxyphenyl)diphenylmethanol (2e). **2e** was obtained according to the general procedure B starting from anisole (0.44 mL), and using benzophenone (4.4 g). It was isolated after purification by flash chromatography on silica gel (eluent: heptane/Et₂O 90/10) as a white solid (45% yield): mp 114.5 °C (lit.³³ 111-113 °C); ¹H NMR (300 MHz, CDCl₃) δ 3.81 (s, 3H), 7.08-7.01 (m, 2H), 7.40-7.18 (m, 7H), 7.66-7.49 (m, 3H), 7.83-7.87 (m, 2H), OH not seen; ¹³C NMR (75 MHz, CDCl₃): δ 156.9, 144.1, 131.3, 128.5 (4C), 128.5, 127.7, 127.1 (4C), 126.8, 120.2, 110.9, 82.9, 55.5.

2-Methoxybenzophenone (2f). **2f** was obtained according to the general procedure B starting from anisole (0.44 mL), and using benzoyl chloride (2.8 mL). It was isolated after purification by flash chromatography on silica gel (eluent: heptane/CH₂Cl₂ 50/50) as a white solid (30% yield): mp < 50 °C (lit.³⁴ 35-37 °C); ¹H NMR (300 MHz, CDCl₃): δ 3.72 (s, 3H), 6.98-7.07 (m, 2H), 7.34-7.58 (m, 5H), 7.79-7.83 (m, 2H); ¹³C NMR (75 MHz, CDCl₃): δ 196.4, 157.3, 137.7, 132.9, 131.8, 129.8 (2C), 129.5, 128.8, 128.1 (2C), 120.4, 111.4, 55.5.

(2-Methoxyphenyl)diphenylphosphine (2g). **2g** was obtained according to the general procedure B starting from anisole (0.44 mL), and using chlorodiphenylphosphine (4.3 mL). Due to its suspected easy oxidation, all the solvents were degassed before use. It was isolated after purification by flash chromatography on silica gel (eluent: heptane/CH₂Cl₂ 85/15) as a white solid (82% yield): mp 123 °C

(lit.³⁵ 118 °C); ¹H NMR (300 MHz, CDCl₃) δ 3.76 (s, 3H), 6.69-6.73 (m, 1H), 6.86-6.95 (m, 2H), 7.28-7.39 (m, 11H); ¹³C NMR (75 MHz, CDCl₃): δ 161.0 (d, *J*_P = 15 Hz), 136.6 (d, 2C, *J*_P = 10 Hz), 133.8 (d, 4C, *J*_P = 20 Hz), 133.5 (d, *J*_P = 0.7 Hz), 130.2, 128.4 (2C), 128.3 (d, 4C, *J*_P = 12 Hz), 125.5 (d, *J*_P = 12 Hz), 120.9 (d, *J*_P = 0.8 Hz), 110.1 (d, *J*_P = 1.7 Hz), 55.5 (d, *J*_P = 0.7); ³¹P NMR (75 MHz, CDCl₃): δ -16.8; HRMS calcd for C₁₉H₁₇NaOP [(M+Na)⁺] 315.0915 and C₁₉H₁₈OP [(M+H)⁺] 293.1095, found 315.0913 and 293.1094, respectively.

2-(2-Methoxyphenyl)pyridine (2c). **2c** was obtained according to the general procedure B, but performing the trapping step at 50 °C, starting from anisole (0.44 mL), and using 2-chloropyridine (2.3 mL). It was isolated after purification by flash chromatography on silica gel (eluent: heptane/AcOEt 90/10) as a yellow oil (25% yield). The analyses are as described previously.^{9d}

2-Allyl-1,4-dimethoxybenzene (5b). **5b** was obtained according to the general procedure B starting from 1,4-dimethoxybenzene (0.55 g), and using allyl bromide (2.1 mL). It was isolated after purification by flash chromatography on silica gel (eluent: heptane/EtOAc 98/2) as a colorless oil (6% yield): ¹H NMR (300 MHz, CDCl₃) δ 3.36 (d, 2H, *J* = 6.6 Hz), 3.76 (s, 3H), 3.78 (s, 3H), 5.01-5.14 (m, 2H), 6.10-5.90 (m, 1H), 6.92-6.68 (m, 3H); ¹³C NMR (75 MHz, CDCl₃): δ 153.5, 151.5, 136.7, 129.8, 116.1, 115.5, 111.4, 111.3, 56.0, 55.6, 34.2. The ¹H NMR data are analogous to those described.³⁶

2-Allyl-1,3-dimethoxybenzene (8b).³⁷ **8b** was obtained according to the general procedure B starting from 1,3-dimethoxybenzene (0.55 g), and using allyl bromide (2.1 mL). It was isolated after purification by flash chromatography on silica gel (eluent: heptane/CH₂Cl₂ 90/10) as a colorless oil (14% yield): ¹H NMR (300 MHz, CDCl₃) δ 3.42 (dt, 2H, *J* = 1.5 and 6.1 Hz), 3.81 (s, 6H), 4.90-5.00 (m, 2H), 5.89-6.02 (m, 1H), 6.56 (d, 2H, *J* = 8.3 Hz), 7.14 (t, 1H, *J* = 8.3 Hz); ¹³C NMR (75 MHz, CDCl₃): δ 158.2 (2C), 136.8, 127.0, 116.5, 113.9, 103.8 (2C), 55.8 (2C), 27.1.

2,2',6,6'-Tetramethoxybiphenyl (9). **9** was obtained according to the general procedure B starting from 1,3-dimethoxybenzene (0.55 g), and using allyl bromide (2.1 mL). It was isolated after purification by flash chromatography on silica gel (eluent: heptane/CH₂Cl₂ 30/70) as a white solid (6%

yield): mp 176 °C (lit.³⁷ 174-175 °C); ¹H NMR (300 MHz, CDCl₃) δ 3.72 (s, 12H), 6.65 (d, 4H, *J* = 8.3 Hz), 7.29 (t, 2H, *J* = 8.3 Hz); ¹³C NMR (75 MHz, CDCl₃): δ 158.3 (4C), 128.6 (2C), 112.5 (2C), 104.4 (4C), 56.1 (4C). These data are analogous to those previously described.³⁸

1-Allyl-2,3-dimethoxybenzene (11b).³⁹ **11b** was obtained according to the general procedure B starting from veratrole (0.50 mL), and using allyl bromide (2.1 mL). It was isolated after purification by flash chromatography on silica gel (eluent: heptane/AcOEt 98/2) as a colorless oil (23% yield): ¹H NMR (300 MHz, CDCl₃) δ 3.42 (d, 2H, *J* = 6.5 Hz), 3.81 (s, 3H), 3.86 (s, 3H), 5.02-5.10 (m, 2H), 5.91-6.05 (m, 1H), 6.76-6.81 (m, 2H), 7.00 (t, 1H, *J* = 7.8 Hz); ¹³C NMR (75 MHz, CDCl₃): δ 152.7, 147.0, 137.2, 133.9, 123.8, 121.9, 115.4, 110.4, 60.5, 55.6, 33.9.

2,2',3,3'-Tetramethoxybiphenyl (12). **12** was obtained according to the general procedure B starting from veratrole (0.50 mL), and using allyl bromide (2.1 mL). It was isolated after purification by flash chromatography on silica gel (eluent: heptane/AcOEt 88/12) as a white solid (62% yield): mp 106-108 °C (lit.⁴⁰ 104-105 °C); ¹H NMR (300 MHz, CDCl₃) δ 3.65 (s, 6H), 3.90 (s, 6H), 6.87 (dd, 2H, *J* = 1.6 and 7.6 Hz), 6.93 (dd, 2H, *J* = 1.6 and 8.2 Hz), 7.08 (dd, 2H, *J* = 7.6 and 8.2 Hz); ¹³C NMR (75 MHz, CDCl₃): δ 152.7 (2C), 146.7 (2C), 132.8 (2C), 123.2 (2C), 123.2 (2C), 111.5 (2C), 60.5 (2C), 55.7 (2C); HRMS calcd for C₁₆H₁₈NaO₄ [(M+Na)⁺⁺] 297.1103 and C₁₆H₁₈KO₄ [(M+K)⁺⁺] 313.0842, found 297.1104 and 313.0854, respectively.

2-(4-Methoxyphenyl)thiophene (24). **24** was obtained according to the general procedure B starting from thiophene (0.32 g), but using 2,2,6,6-tetramethylpiperidine (2.0 mL, 12 mmol), BuLi (12 mmol) and CoBr₂ (0.84 g, 4.0 mmol). It was isolated after purification by flash chromatography on silica gel (eluent: heptane) as a yellow solid (19% yield). The analyses are as described previously.^{10e}

Acknowledgments. The authors gratefully acknowledge the financial support of Agence Nationale de la Recherche (ACTIVATE program) (to G. D.). They thank Rennes Métropole and the Institut Universitaire de France.

References and Notes

- (1) (a) Gschwend, H. W.; Rodriguez, H. R. *Org. React.* **1979**, *26*, 1-360. (b) Beak, P.; Snieckus, V. *Acc. Chem. Res.* **1982**, *15*, 306-312. (c) Snieckus, V. *Chem. Rev.* **1990**, *90*, 879-933. (d) Gant, T. G.; Meyers, A. I. *Tetrahedron* **1994**, *50*, 2297-2360. (e) Schlosser, M. *Organometallics in Synthesis* **2002**, 2nd ed. (Ed.: Schlosser, M.), Wiley, 2002, Chapter I.
- (2) Schlosser, M. *Pure Appl. Chem.* **1988**, *60*, 1627-1634.
- (3) Lochmann, L. *Eur. J. Inorg. Chem.* **2000**, *7*, 1115-1126.
- (4) Gros, P. C.; Fort, Y. *Eur. J. Org. Chem.* **2009**, 4199-4209, and references cited therein.
- (5) (a) Mulvey, R. E. *Organometallics* **2006**, *25*, 1060-1075. (b) Mulvey, R. E.; Mongin, F.; Uchiyama, M.; Kondo, Y. *Angew. Chem. Int. Ed.* **2007**, *46*, 3802-3824. (c) Mulvey, R. E. *Acc. Chem. Res.* **2009**, *42*, 743-755.
- (6) (a) Clegg, W.; Dale, S. H.; Drummond, A. M.; Hevia, E.; Honeyman, G. W.; Mulvey, R. E. *J. Am. Chem. Soc.* **2006**, *128*, 7434-7435. (b) Clegg, W.; Conway, B.; Hevia, E.; McCall, M. D.; Russo, L.; Mulvey, R. E. *J. Am. Chem. Soc.* **2009**, *131*, 2375-2384.
- (7) Alborés, P.; Carrella, L. M.; Clegg, W.; García-Álvarez, P.; Kennedy, A. R.; Klett, J.; Mulvey, R. E.; Rentschler, E.; Russo, L. *Angew. Chem. Int. Ed.* **2009**, *48*, 3317-3321.
- (8) Wunderlich, S. H.; Knochel, P. *Angew. Chem. Int. Ed.* **2009**, *48*, 9717-9720.
- (9) (a) Seggio, A.; Lannou, M. I.; Chevallier, F.; Nobuto, D.; Uchiyama, M.; Golhen, S.; Roisnel, T.; Mongin, F. *Chem. Eur. J.* **2007**, *13*, 9982-9989. (b) Seggio, A.; Chevallier, F.; Vaultier, M.; Mongin, F. *J. Org. Chem.* **2007**, *72*, 6602-6605. (c) L'Helgoual'ch, J. M.; Seggio, A.; Chevallier, F.; Yonehara, M.; Jeanneau, E.; Uchiyama, M.; Mongin, F. *J. Org. Chem.* **2008**, *73*, 177-183. (d) Snégaroff, K.; Komagawa, S.; Chevallier, F.; Gros, P. C.; Golhen, S.; Roisnel, T.; Uchiyama, M.; Mongin, F. *Chem. Eur. J.* **2010**, *16*, 8191-8201.
- (10) (a) L'Helgoual'ch, J. M.; Bentabed-Ababsa, G.; Chevallier, F.; Yonehara, M.; Uchiyama, M.; Derdour, A.; Mongin, F. *Chem. Commun.* **2008**, 5375-5377. (b) L'Helgoual'ch, J. M.; Bentabed-Ababsa, G.; Chevallier, F.; Derdour, A.; Mongin, F. *Synthesis* **2008**, 4033-4035. (c) Bentabed-Ababsa, G.; Blanco, F.; Derdour, A.; Mongin, F.; Trécourt, F.; Queguiner, G.; Ballesteros, R.; Abarca, B. *J. Org. Chem.* **2009**, *74*, 163-169. (d) Snégaroff, K.; Lassagne, F.; Bentabed-Ababsa, G.; Nassar, E.; Cheikh Sid Ely, S.; Hesse, S.; Perspicace, E.; Derdour, A.; Mongin, F. *Org. Biomol. Chem.* **2009**, *7*, 4782-4788. (e) Snégaroff, K.; L'Helgoual'ch, J. M.; Bentabed-Ababsa, G.; Nguyen, T. T.; Chevallier, F.; Yonehara, M.; Uchiyama, M.; Derdour, A.; Mongin, F. *Chem. Eur. J.* **2009**, *15*, 10280-10290. (f) Bentabed-Ababsa, G.; Cheikh Sid Ely, S.; Hesse, S.; Nassar, E.; Chevallier, F.; Nguyen, T. T.; Derdour, A.; Mongin, F. *J. Org. Chem.* **2010**, *75*, 839-847. (g) Snégaroff, K.; Komagawa, S.; Yonehara, M.; Chevallier, F.; Gros, P. C.; Uchiyama, M.; Mongin, F. *J. Org. Chem.* **2010**, *75*, 3117-3120.
- (11) Nguyen, T. T.; Chevallier, F.; Jouikov, V.; Mongin, F. *Tetrahedron Lett.* **2009**, *50*, 6787-6790.
- (12) (a) Corey, E. J.; Posner, G. H. *Tetrahedron Lett.* **1970**, *11*, 315-318. (b) Andersen, R. A.; Carmona-Guzman, E.; Mertis, K.; Sigurdson, E.; Wilkinson, G. J. *J. Organomet. Chem.* **1975**, *99*, C19-C20. (c) Kauffmann, T. *Angew. Chem., Int. Ed. Engl.* **1996**, *35*, 386-403.
- (13) Ohmiya, H.; Yorimitsu, H.; Oshima, K. *Angew. Chem. Int. Ed.* **2005**, *44*, 3488-3490.
- (14) Au-Yeung, H. Y.; Lam, C. H.; Lam, C.-K.; Wong, W.-Y.; Lee, H. K. *Inorg. Chem.* **2007**, *46*, 7695-7697.
- (15) Sacconi, L.; Bertini, I.; Mani, F. *Inorg. Chem.* **1967**, *6*, 262-267.
- (16) CoBr₂, more soluble than CoCl₂, was chosen to replace CoCl₂•TMEDA.
- (17) Uchiyama, M.; Kameda, M.; Mishima, O.; Yokoyama, N.; Koike, M.; Kondo, Y.; Sakamoto, T. *J. Am. Chem. Soc.* **1998**, *120*, 4934-4946.
- (18) (a) Gosmini, C.; Begouin, J.-M.; Moncomble, A. *Chem. Commun.* **2008**, 3221-3233. (b) Hess, W.; Treutwein, J.; Hilt, G. *Synthesis* **2008**, 3537-3562.

- (19) (a) Mayer, M.; Czaplik, W. M.; Jacobi von Wangelin, A. *Synlett* **2009**, 2931-2934. (b) Chen, S.-Y.; Zhang, J.; Li, Y.-H.; Wen, J.; Bian, S.-Q.; Yu, X.-Q. *Tetrahedron Lett.* **2009**, 50, 6795-6797.
- (20) Scott, J.; Gambarotta, S.; Korobkov, I. *Can. J. Chem.* **2005**, 83, 279-285.
- (21) The use of Zn as reductant did not change the yield of **3** either.
- (22) The use of nitrobenzene or chloranil did not change the yield of **3** either.
- (23) (a) Wakabayashi, K.; Yorimitsu, H.; Oshima, K. *J. Am. Chem. Soc.* **2001**, 123, 5374-5375. (b) Affo, W.; Ohmiya, H.; Fujioka, T.; Ikeda, Y.; Nakamura, T.; Yorimitsu, H.; Oshima, K.; Imamura, Y.; Mizuta, T.; Miyoshi, K. *J. Am. Chem. Soc.* **2006**, 128, 8068-8077.
- (24) Yamaguchi, Y.; Matsubara, Y.; Ochi, T.; Wakamiya, T.; Yoshida, Z.-i. *J. Am. Chem. Soc.* **2008**, 130, 13867-13869.
- (25) Kania-Korwel, I.; Parkin, S.; Robertson, L. W.; Lehmler, H.-J. *Chemosphere* **2004**, 56, 735-744.
- (26) Uchiyama, M.; Naka, H.; Matsumoto, Y.; Ohwada, T. *J. Am. Chem. Soc.* **2004**, 126, 10526-10527.
- (27) Wirth, H. O.; Konigstein, O.; Kern, W. *Justus Liebigs Ann. Chem.* **1960**, 634, 84-104.
- (28) Naka, H.; Uchiyama, M.; Matsumoto, Y.; Wheatley, A. E. H.; McPartlin, M.; Morey, J. V.; Kondo, Y. *J. Am. Chem. Soc.* **2007**, 129, 1921-1930.
- (29) Tiecco, M.; Testaferri, L.; Tingoli, M.; Chianelli, D.; Montanucci, M. *Synthesis* **1984**, 736-738.
- (30) Marcuccio, S. M.; Rodopoulos, M.; Weingold, H.; 1998, WO 98-AU245 9845265.
- (31) Zhdankin, V. V.; Koposov, A. Y.; Litvinov, D. N.; Ferguson, M. J.; McDonald, R.; Luu, T.; Tykwinski, R. R. *J. Org. Chem.* **2005**, 70, 6484-6491.
- (32) Cepanec, I.; Litvić, M.; Udiković, J.; Pogorelić, I.; Lovrić, M. *Tetrahedron* **2007**, 63, 5614-5621.
- (33) Chen, Q.; Huang, J. *Polym. Int.* **2006**, 55, 19-24.
- (34) Elderfield, R. C.; King, T. P. *J. Am. Chem. Soc.* **1954**, 76, 5439-5445.
- (35) Horner, L.; Simons, G. *Phosphorus, Sulfur Relat. Elem.* **1983**, 14, 189-209.
- (36) Ochiai, M.; Fujita, E.; Arimoto, M.; Yamaguchi, H. *Chem. Pharm. Bull.* **1982**, 30, 3994-3999.
- (37) Kaliakoudas, D.; Eugster, C. H.; Ruedi, P. *Helv. Chim. Acta* **1990**, 73, 48-62.
- (38) Govender, S.; Mmutlane, E. M.; van Otterlo, W. A. L.; de Koning, C. B. *Org. Biomol. Chem.* **2007**, 5, 2433-2440.
- (39) Kikuchi, Y.; Hasegawa, Y.; Matsumoto, M. *Tetrahedron Lett.* **1982**, 23, 2199-2202.
- (40) Gilman, H.; Swiss, J.; Cheney, L. C. *J. Am. Chem. Soc.* **1940**, 62, 1963-1967.